

ROYAL ENFIELD

**COMBINED
SPARE PARTS
CATALOGUE
RETIRED MODELS**

Updated March 2024



We take pleasure in releasing this Combined Parts Catalogue Retired Models for Royal Enfield Motorcycles.

The Catalogue has been specially designed for selection of correct part number to maintain the vehicle, for its optimum performance, longer life and for enjoying the best running condition. You can also order for Special Tools, After Market Parts, Wall Charts & other Service Publication from the Company.

The Royal Enfield Spares are manufactured under stringent quality control to ensure ultimate riding experience. It is therefore important to use only Royal Enfield Genuine Spares.

The illustrations of the various parts are not to scale and is intended to serve only as a means of identification of the component for its shape and the relative location in its respective assembly.

Due to continuous improvement on performance and efficiency of the motorcycle, since this catalogue was printed, it is possible some illustration, designs etc., found within this catalogue may differ from those found on the motorcycle.

Such modification will be conveyed through our Technical Service Bulletins, you are requested to update with the correct part numbers in this catalogue.

The details of parts with respect to parts number, shapes, dimensions and materials are subject to change without any prior notice. While extreme care is taken in publishing this catalogue, we shall not be held responsible for loss of any nature due to errors if any or wrong interpretation.

However if you any enquiry, clarifications, suggestions please send email or write to us : helpdesk@royalenfield.com

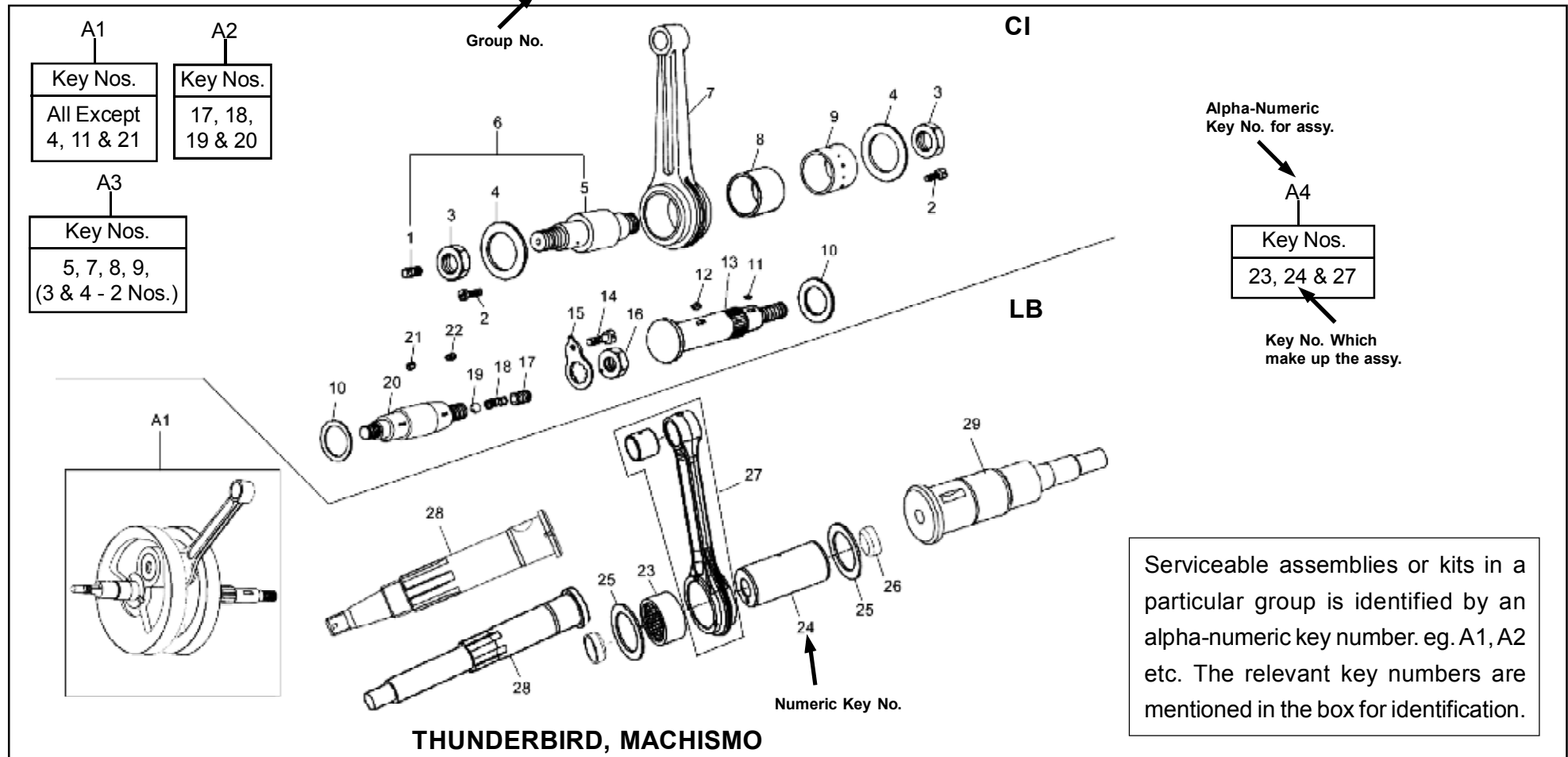
00-00 GENERAL INFORMATION

For easy reference and quick identification, the parts are grouped into relevant categories. Details are given in the illustrated Group index. Kindly follow the below tips on usage of this catalogue

PICTORIAL ILLUSTRATION

Illustration given with this catalogue helps in identifying the shape of part in its relative assembly.

02-25 CRANK SHAFT ASSEMBLY



Serviceable assemblies or kits in a particular group is identified by an alpha-numeric key number. eg. A1, A2 etc. The relevant key numbers are mentioned in the box for identification.

PART NUMBER LIST

1	2		3	4	5										6	7		
Key No.	Part Numbers		Description	Qty.	Models										Remarks	M.O.Q.		
	New	Old																

1. KEY NUMBER (KEY NO.)

- The numeric key number is provided to serve as the identification of the part with its part numbers.
- Serviceable assemblies or kits in a particular group are identified by alpha-numeric key numbers. e.g. A1, A2 etc. In such cases, key numbers of individual items or group numbers which make up such assembly / kit are given in the illustration.

2. PART NUMBER

- The Part number of the individual item, kit OR assembly is given in this column for unique identification. The parts for which part numbers are not given, (either in New or Old column) are not individually serviced. Wherever the part numbers has changed since the last reprint, the new number & old number is mentioned along side. The numbers which are mentioned in Remarks column are for reference only along with Service Bulletin Index.

3. DESCRIPTION

- The description of the part assigned to the individual item / kit / assembly is mentioned in this column.

4. QUANTITY (QTY.)

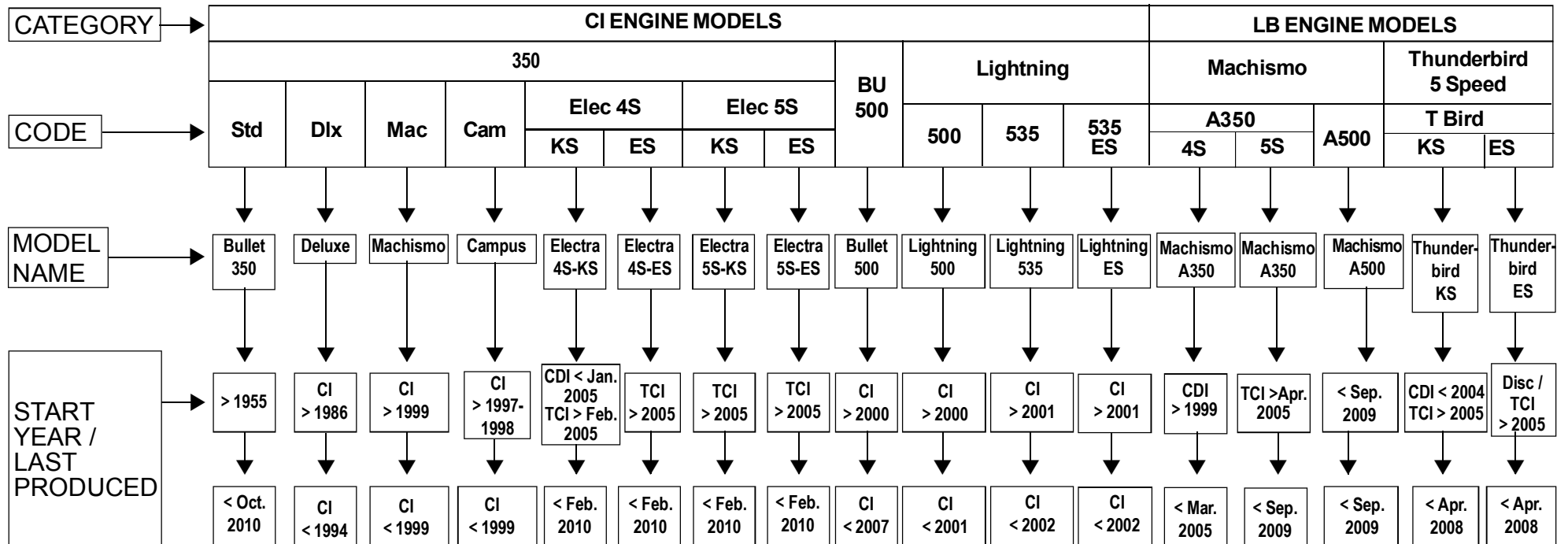
- The number of individual items, kit or assemblies required for one vehicle is mentioned here.
- Through quantity is indicated for oversize (O/S) or undersize (U/S) of some items, it is to be understood that for a vehicle any one of the sizes only is applicable, depending upon the repair / matching requirements.

00-00 GENERAL INFORMATION

5. MODELS

- Models are codified as shown in the chart below. The '●' indicates the applicability of the part to the respective models.

MODEL CODE CHART



6. REMARKS

- The Month & Year which a change is effected in the component is mentioned in Remarks column for reference purpose only. Updated / Modified or Child / Alternate Part Numbers is also mentioned for reference purpose and may not serviceable items. However Service Bulletins are issued from SHQ for updating the catalogue. Kindly note, this catalogue is updated upto SB / Tech / 687 & SB 08-2013.

7. M.O.Q.

- Number of Items Minimum Quantity to be ordered to our Spare Parts Department (SPD). So that they can serve you minimum packed quantity. It may varies from item to item by Price, Size or Shape as applicable.

00-00 GENERAL INFORMATION

PARTS ORDERING SYSTEM

Types of orders :

1. Stock (MOS) order.
2. Vehicle off road (VOR) order.

STOCK ORDER

The Stock orders (MOS) may be sent to Royal Enfield Spare Parts Dept. (Manjambakkam) / Authorised Spare Parts Distributor in your area as applicable. The stock orders should have the following details.

1. Part Number
2. Part Description
3. Required Quantity

VOR ORDER (Meant for Authorised Dealer's only)

This is to take care of emergency situations like vehicle “off-road” for want of a particular part. This should not be used for ordering parts for stock.

NOTE:

If any item details are given in “REMARKS” column as:-

“LTD” means Limited stock available at the time of printing of this Parts Catalogue.

“ALT.” means ALTERNATE PART NUMBER.

“N.S.” means subject item is NON SERVICEABLE.

NOTE :

This combined catalogue under Part No. 888038 is superseding to previous all Old Model Parts Catalogues which are given below for serviceable items:-

S.No.	Part No.	Description
1	110490	Enfield Parts Catalogue - Jan. 2000
2	110490	Parts Catalogue Enfield Bullet (4 Models) V-1.0 (Oct. 1995 & May 1996)
3	110490	Spare & Replacement Parts, Enfield India 350 Bullet (July 1978)
4	110490	Spare Parts Catalogue Updated (July 2002 V-2.0)
5	110490	Spare Parts Catalogue Updated (Jan 2003 V-3.0)
6	110490	Spare Parts List, Enfield Bullet (Dec. 1983)
7	210901	Enfield Diesel Parts Catalogue - January 1995 (Diesel Bike)
8	500933	Spare Parts Catalogue Machismo A350 (April 1998)
9	521285	Spare Parts Catalogue - Thunderbird (May 2007)
10	597167	Electric Start Parts Catalogue (E-Start)
11	597170	Exclusive Parts Catalogue - Thunderbird (April 2002)
12	597330	Spare Parts Catalogue Exclusive for 2004 Bullet Electra
13	597408	Spare Parts Catalogue - Electra (Jan. 2006)
14	597428	Spare Parts Catalogue - Machismo (July 2007)
15		Parts Catalogue Citi Bike (May 1997)
16		Spare Parts Kit Catalogue (2005)

CONTENTS

Group No.	Description	Page No.
00-00	General Information	2
00-10	Group Index-Pictorial	7
01-00	Engine Kits I	17
01-05	Engine Kits II	21
01-10	Engine Kits III	23
01-15	General Kits I	25
01-20	General Kits II	29
01-25	General Kits III	33
01-30	General Kits IV	35
02-10	Engine	37
02-15	Crank Case RH & LH	45
02-20	Crank Case Fittings	53
02-25	Crank Shaft Assembly	59
02-30	Piston & Rings	65
02-35	Cylinder Barrel, Push Rod & Rocker Oil Pipe	69
02-40	Cylinder Head	75
02-45	Rocker Assembly	85
02-50	Timing Gears	89
02-55	Timing Cover	91
03-10	Distributor	101
04-10	Gear Case & Gears - 4 Speed	105
04-15	Gear Box End Cover - 4 Speed	109
04-20	Foot Control System - 4 Speed	115
04-25	Gear Box Casing - 5 Speed	119
04-30	Gears & Selector Forks - 5Speed	125
04-35	Carrier Plate & Gear Lever Shaft - 5 Speed	129
04-40	End Cover - 5 Speed	133
04-45	Chaincase Inner	137
04-50	Drive Cover & Sprag Clutch Assembly (S) (Old Type)	145
04-50	Drive Cover & Sprag Clutch Assembly (T) (New Type)	147
04-55	Clutch Assembly	149
04-60	Alternator (ACG)	155
04-65	Chaincase Outer	159
05-10	Carburetor - VM 24 & VM 28	163
05-20	Carburetor A-350 (Bing)	171
05-30	CV-Carburetor - BS 26 & BS 29 (UFSL)	173
06-10	Resonator Assy. (Metal)	181
06-20	Breather Box and Pulse Air Valve (PAV)	185
06-30	Air Filter Box Assembly	191
06-40	Air Filter Box Assembly (Thunderbird)	195
07-10	Silencer & Exhaust Pipe	197
08-10	Handlebar and Controls	203
08-20	Control Cables	213
08-30	Master Cylinder Assembly (P)	217

Group No.	Description	Page No.
08-40	Caliper Assembly (P)	221
09-10	Head Lamp Casing	223
09-20	Front Fork Assembly	231
10-10	Front Mudguard	241
10-20	Front Wheel & Hub (Drum / Disc Type)	247
10-30	Front Brake System (Drum)	253
11-10	Fuel Tank	257
11-20	Fuel Tap and Gauge Unit	269
11-30	Seat Assembly	271
11-40	Chain Stay & Shock Assembly	279
12-10	Rear Wheel & Hub Assembly	283
12-20	Rear Brake System (Drum)	287
12-30	Brake Pedal & Foot Rest (Front)	293
12-40	Rear Chain and Foot Rest (Rear)	301
12-50	Rear Mudguard & Carrier	307
13-10	Center Stand & Side Stand	317
14-10	Tool Box LH	321
14-20	Tool Box RH	327
14-30	Side Decor	333
14-40	Battery Carrier Assembly	335
15-10	Frame Assembly	339
16-10	Battery and Harness	347
16-20	Head Lamp & Pilot Lamp	353
16-30	Ammeter & Speedometer	359
16-40	Instrument Cluster	363
16-50	Switches & Fitments	365
16-60	Horn, Starter Motor, CDI & TCI Unit	373
16-70	Tail Lamp	377
16-80	Trafficator Lights	381
17-10	Helmet Lock, Tool Kit & First Aid	385
18-10	Special Tools (List A)	389
18-20	Special Tools (List B)	391
19-10	Service publications (List A) Non UCE	393
19-20	Service publications (List B) Non UCE	395
19-30	Service publications (List C) Non UCE	397
19-40	Service publications (List D) Non UCE	399
20-10	After Market Parts List - A	401
20-20	After Market Parts List - B	403
20-30	After Market Parts List - C (Diesel Model Parts)	405
20-40	After Market Parts List - D	407
20-50	After Market Parts List - E	408
21-10	Part Number Index	409
22-10	Service Bulletins Checklist for Parts Catalogue Update	424

00-10 GROUP INDEX - PICTORIAL

01-00 ENGINE KITS I	01-05 ENGINE KITS II	01-10 ENGINE KITS III
Page 16	Page 20	Page 22

01-15 GENERAL KITS I	01-20 GENERAL KITS II
Page 24	Page 28

01-25 GENERAL KITS III	01-30 GENERAL KITS IV
Page 32	Page 34

02-10 ENGINE	Page 36

02-15 CRANK CASE RH & LH	Page 44

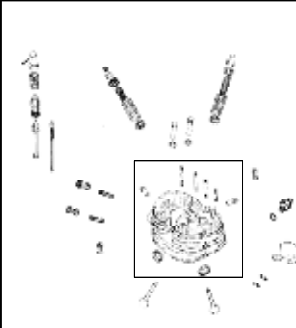
02-20 CRANK CASE FITTINGS	Page 52


02-25 CRANK SHAFT ASSEMBLY	Page 58


02-30 PISTON & RINGS	Page 64


02-35 CYL. BARREL, PUSH ROD & ROCKER OIL PIPE	Page 68

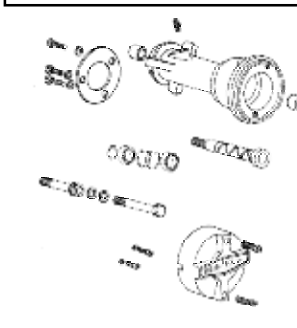
00-10 GROUP INDEX - PICTORIAL

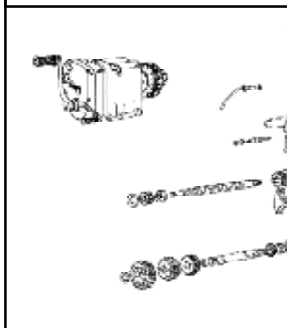
02-40 CYLINDER HEAD	
	Page 74

02-45 ROCKER ASSEMBLY	
	Page 82

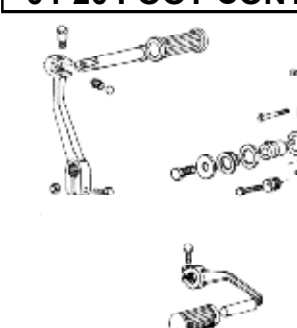
02-50 TIMING GEARS	
	Page 88

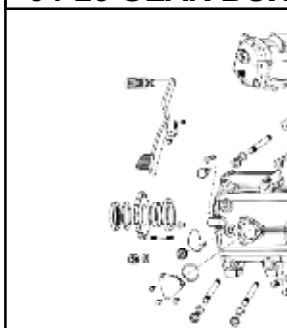
02-55 TIMING COVER	
	Page 90

03-10 DISTRIBUTOR	
	Page 100

04-10 GEAR CASE & GEARS - 4S	
	Page 104

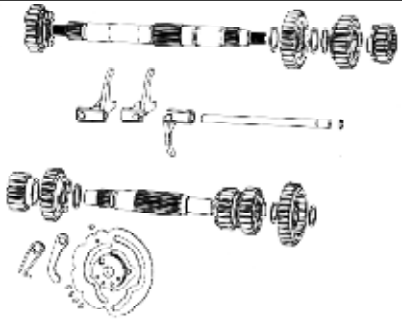
04-15 GEAR BOX END COVER- 4S	
	Page 108

04-20 FOOT CONTROL SYSTEM - 4S	
	Page 114

04-25 GEAR BOX CASING - 5 SPEED	
	Page 118

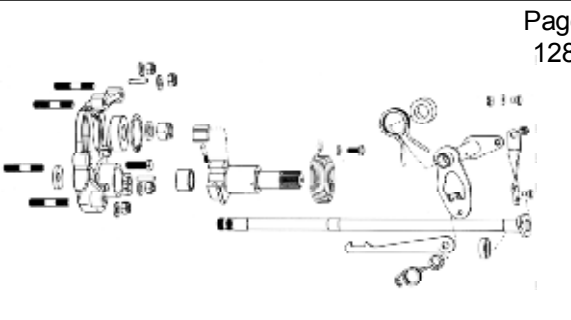
00-10 GROUP INDEX - PICTORIAL

04-30 GEARS & SELECTOR FORKS - 5 SPEED



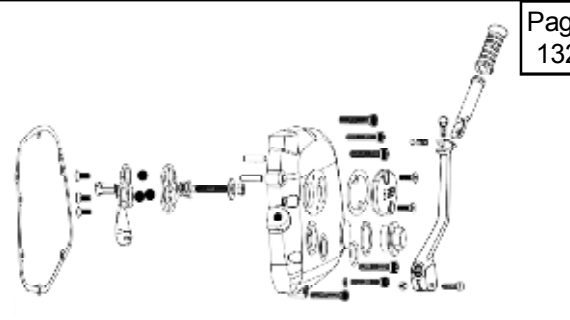
Page 1124

04-35 CARRIER PLATE & GEAR LEVER SHAFT - 5 SPEED



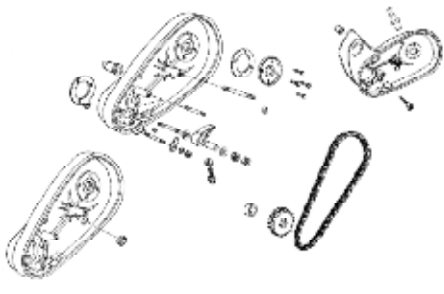
Page 128

04-40 END COVER - 5 SPEED



Page 132

04-45 CHAINCASE INNER




Page 136

04-50 DRIVE COVER & SPRAG CLUTCH ASSY. (S) (OLD TYPE)




Page 144

04-50 DRIVE COVER & SPRAG CLUTCH ASSY. (T) (NEW TYPE)



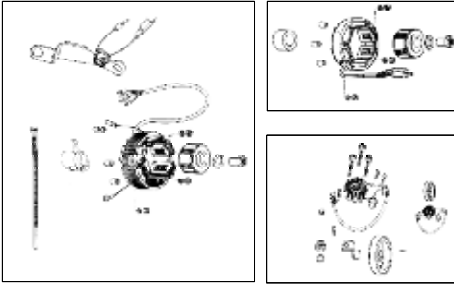
Page 146

04-55 CLUTCH ASSEMBLY



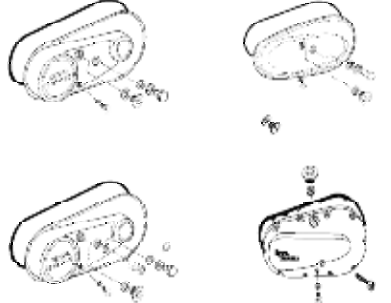
Page 148

04-60 ALTERNATOR (ACG)



Page 154

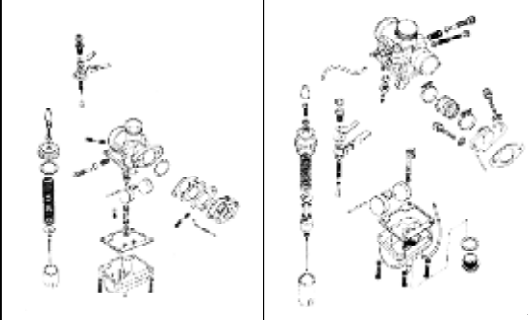
04-65 CHAINCASE OUTER



Page 158

00-10 GROUP INDEX - PICTORIAL

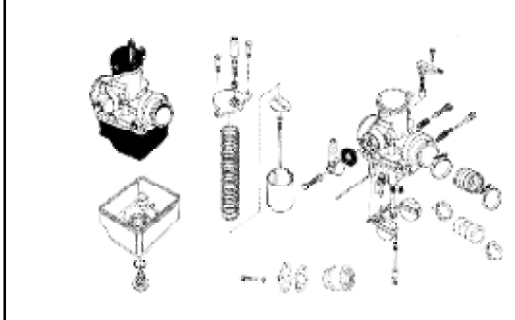
05-10 CARBURETOR-VM 24 & VM 28



Page 162

This diagram shows the exploded view of a carburetor assembly, including the main body, float valve, jets, and various gaskets and screws.

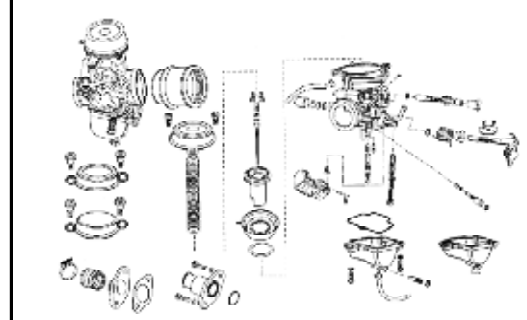
05-20 CARBURETOR A-350 (BING)



Page 170

This diagram illustrates the components of a Bing carburetor, including the main body, float valve, jets, and various gaskets and screws.

05-30 CV-CARBURETOR-BS 26 & BS 29 (UFSL)



Page 172

This diagram shows the exploded view of a CV carburetor assembly, including the main body, float valve, jets, and various gaskets and screws.

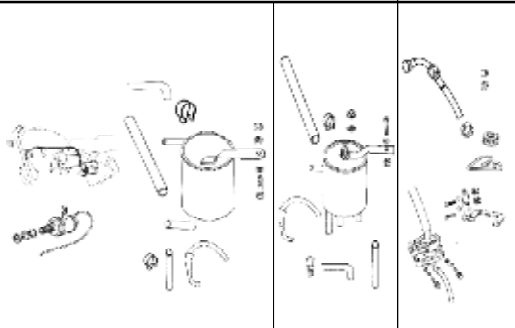
06-10 RESONATOR ASSY. (METAL)



Page 180

This diagram illustrates the components of a metal resonator assembly, including the resonator box, mounting brackets, and various fasteners.

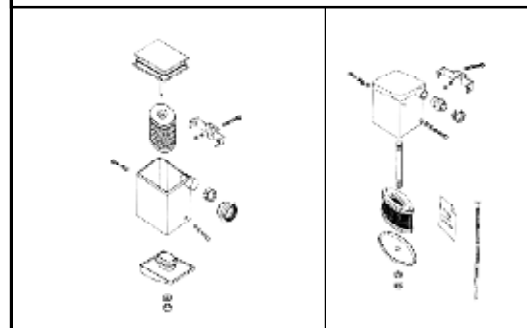
06-20 BREATHER BOX AND PAV



Page 184

This diagram shows the exploded view of a breather box and PAV (Positive Air Valve) assembly, including the box, PAV, and various gaskets and fasteners.


06-30 AIR FILTER BOX ASSEMBLY



Page 190

This diagram illustrates the components of an air filter box assembly, including the box, filter element, and various gaskets and fasteners.


06-40 AIR FILTER BOX ASSEMBLY (THUNDERBIRD)



Page 194

This diagram shows the exploded view of a Thunderbird air filter box assembly, including the box, filter element, and various gaskets and fasteners.

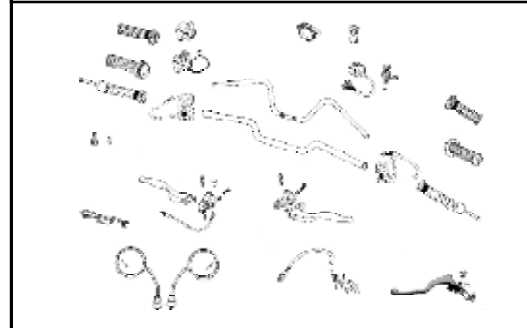
07-10 SILENCER & EXHAUST PIPE



Page 196

This diagram illustrates the components of a silencer and exhaust pipe assembly, including the silencer, exhaust pipe, and various gaskets and fasteners.

08-10 HANDLEBAR & CONTROLS




Page 202

This diagram shows the exploded view of a handlebar and controls assembly, including the handlebar, grips, and various control levers and fasteners.

00-10 GROUP INDEX - PICTORIAL

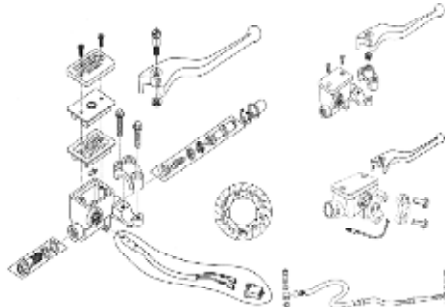
08-20 CONTROL CABLES

Page
212



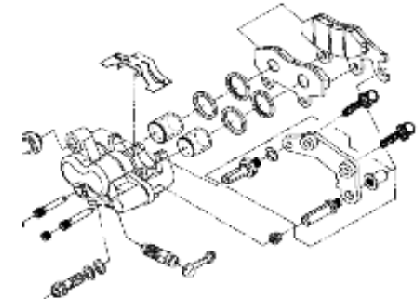
08-30 MASTER CYLINDER ASSY (P)

Page
216



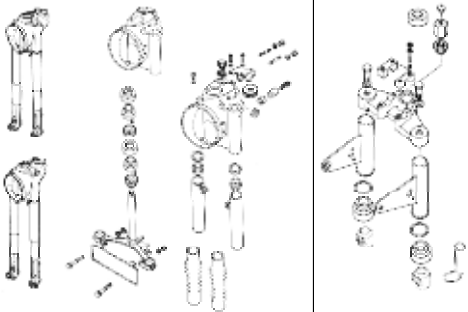
08-40 CALIPER ASSEMBLY (P)

Page
220



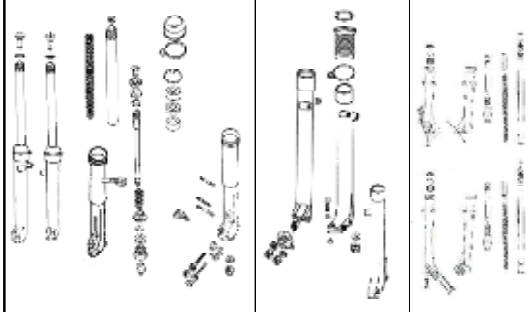
09-10 HEAD LAMP CASING

Page
222



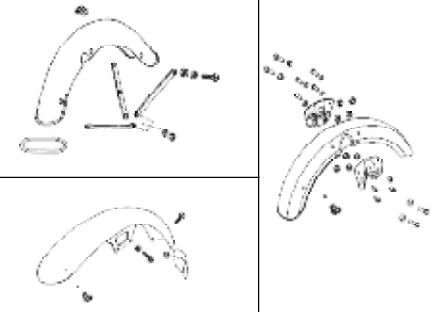
09-20 FRONT FORK ASSEMBLY

Page
230



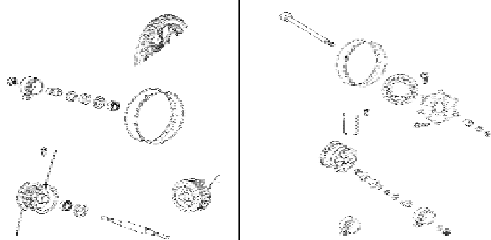
10-10 FRONT MUDGUARD

Page
240



10-20 FRONT WHEEL & HUB (DRUM/DISC TYPE)

Page
246




10-30 FRONT BRAKE SYSTEM (DRUM)

Page
252

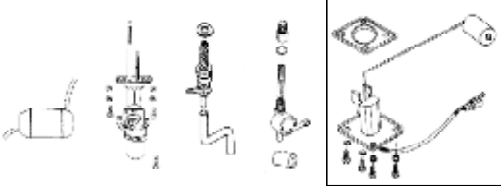








11-10 FUEL TANK








Page
256




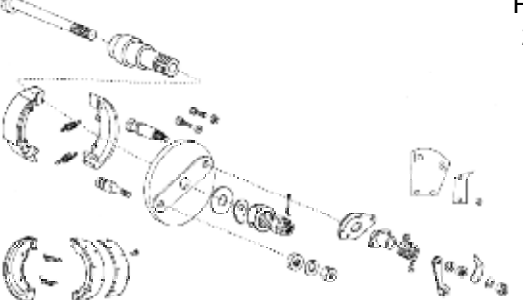
00-10 GROUP INDEX - PICTORIAL





11-20 FUEL TAP & GAUGE UNIT	Page 269
	


11-30 SEAT ASSEMBLY		Page 270
		
		
		





11-40 CHAIN STAY & SHOCK ASSY			Page 278
			
			
			



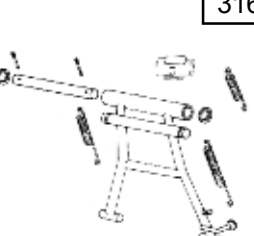
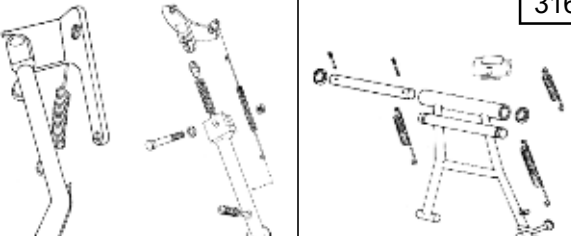
12-10 REAR WHEEL & HUB ASSY.	Page 282
	

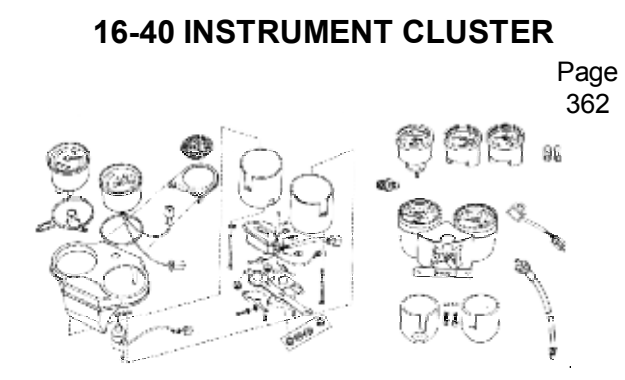
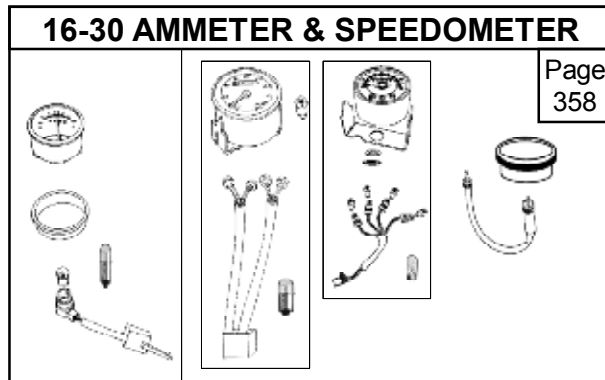
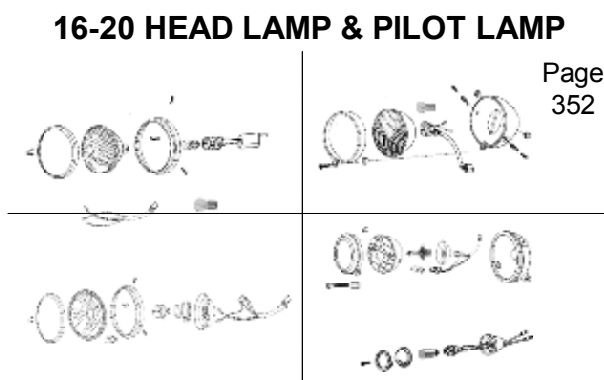
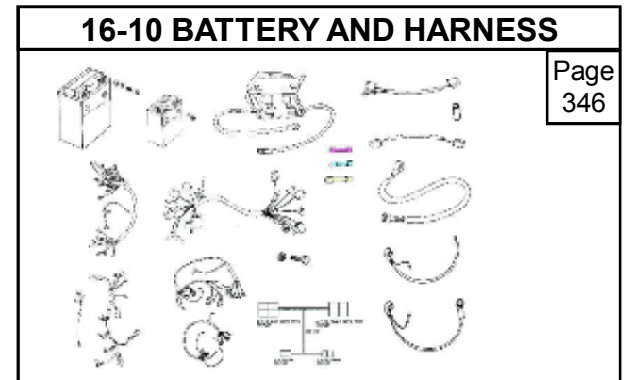
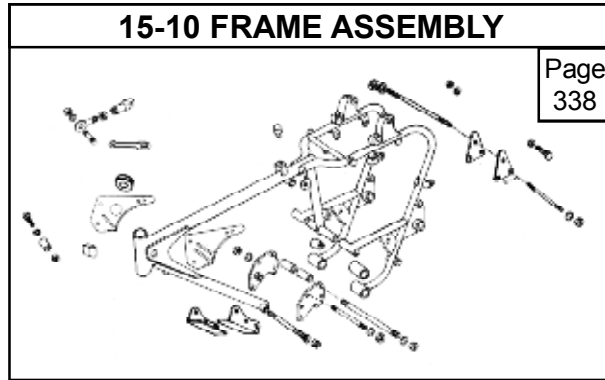
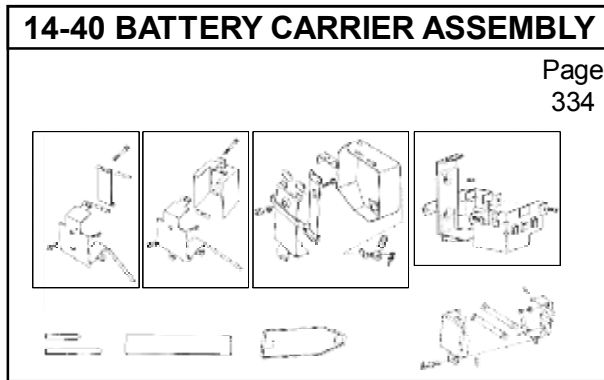
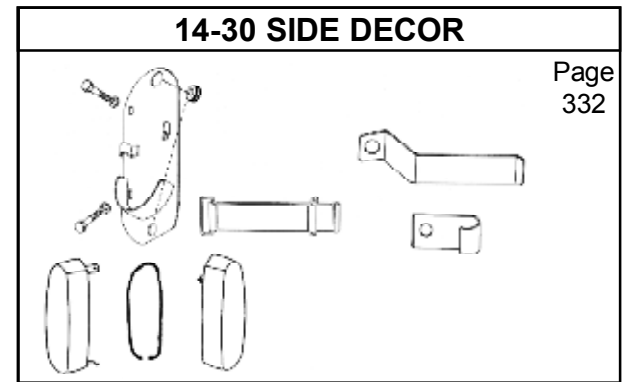
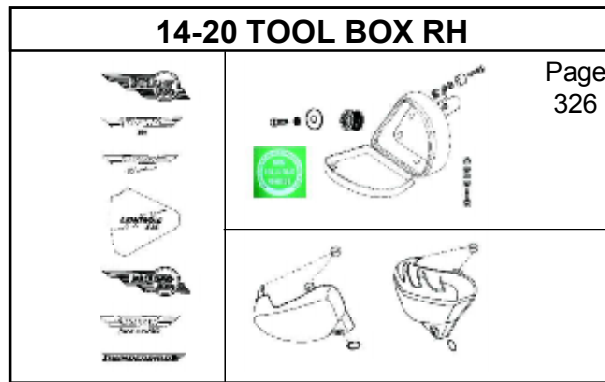
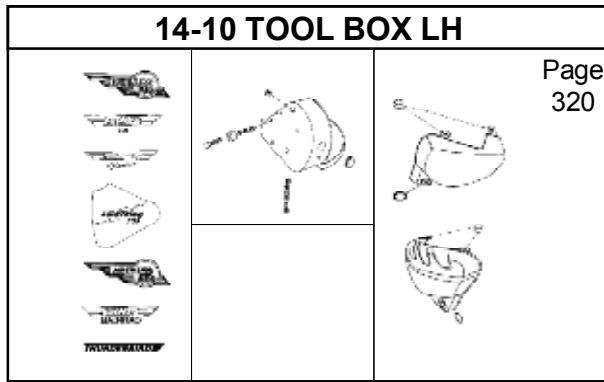
12-20 REAR BRAKE SYSTEM (DRUM)		Page 286
		

12-30 BRAKE PEDAL & FOOT REST (FRONT)		Page 292
		
		

12-40 REAR CHAIN & FOOT REST (REAR)	Page 300
	

12-50 REAR MUDGUARD & CARRIER		Page 306
		
		

13-10 CENTER STAND & SIDE STAND			Page 316
			
			



01-00 ENGINE KITS - I

1 **350 500,535**

Mach 350-147236/A
 TB-500241
 805001

170442
 Mach500-510241/A
 805002
 805004

1 **A350 / A500**

500202/1
 510202/B
 510113/H
 510115/F

2 **350, 500**

140041/14 (350, 500)
 144131 (535)

140042/C (350, 500)
 144138 (535)

140043/A (350, 500)
 144130 (535)

140044/A (350, 500)
 144132 (535)

2 **350, 500**

500606/3
 500605/A
 500601/A

500612/A (2 Nos)
 500602/A
 500635/A (2 Nos)

3 **350, 500**

146683/A
 140084
 146682/A
 144441

140089
 146504/A

140088
 146503/A

3 **A350**

500313/D
 500166/A (2 Nos)
 500314/D

4 **500,535**

142619/A
 142620/A
 144526/A
 144528/A

350

4 **A350**

500426/E
 500427/E
 140160/3
 140160/3

500408/B
 500408/B

5 **A350**

500428/E
 500429/E

140114/C
 140113/C

350,500,535

6

140114/C
 140113/C

141816

7

140114/C
 140113/C

141815
 141816

8 **A350**

140027/3
 144846/A (2 Nos)
 144615/B
 144844
 500619/A

9 **500,535**

142201/A
 142202/A
 140003/A (2 Nos)
 140004/8 (2 Nos)

350

9

500300 (2 Nos)

AVL

10 **350**

145984/A
 144499/2

500324/A
 146040/A

500325/A
 146041/A

500

11

144449/4
 144448/3

144836/E (2 Nos)

140061 (2 Nos)
 140061/C (2 Nos)

12

140062/B (2 Nos)
 500404/D (2 Nos)
 500402/F (2 Nos)

A350

350
500
535

15

110050
 110037/3
 111865/3
 111887 or 570898/A
 142497

14

144618
 350

144643
 500

144047
 Alt.No.
 144617

(500, 535)
 112471
 144625
 144622 (350)
 144619

142617 (500, 535)
 142628 (500, 535)
 144621
 144620 (2 Nos)
 144616 (2 Nos)
 140593 (4 Nos)
 144633
 14027/3
 140771 (10 Nos)

140098/1
 144633
 140097/3
 140027/3
 144846/A (2 Nos)
 144844 (2 Nos)
 140297/C (2 Nos)

13

14

500507/A
 144042
 500414

500502/B
 140297/C
 500119/A
 500625/B (4 Nos)
 50043
 500318 (2 Nos)
 500326/B (2 Nos)

140062/B (2 Nos)
 111888/A
 144621
 500619/A (3 Nos)
 500621/A (2 Nos)

144624
 144621

16

350, 500

111887 or 570898/A
 142497

17

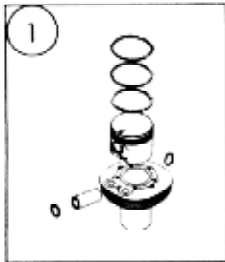
A500
 510202/B
 A350/TB
 500202/1
 500205/A
 500204/A
 500203/A
 500207/A
 510205/A
 510204/A
 510203/A

500115/E
 510115/D

01-00 ENGINE KITS - I

1 **350 500,535**

Mach 350-147236/A 170442
 Mach500-TB-500241 510241/A
 805001 805002
 805004



2 **350, 500**

140041/14 (350,140042/C (350, 500
 144131 (535) 144138 (535)
 140043/A (350, 500
 144130 (535) 140044/A (350, 500
 144132 (535)

2 **350, 500**

500606/3 500612/A (2 Nos)
 500605/A 500602/A
 500601/A 500635/A (2 Nos)

3 **350, 500**

146683/A 140084 146682/A
 144441 140088
 140089 146504/A 146503/A

3 **A350**

500313/D
 500166/A (2 Nos)
 500314/D

4 **500,535**

142619/A 142620/A
 144526/A 144528/A
350

4 **A350**

500426/E 500427/E
 140160/3 140160/3
 500408/B 500408/B

5 **A350**

500428/E 500429/E
 140114/C 140113/C
350,500,535

6

140114/C
 140113/C
 141816

7

140114/C 140113/C
 141815 141816

8 **A350**

140027/3
 144846/A (2 Nos) 144615/B
 144844 500619/A

9 **500,535**

142201/A 142202/A
 140003/A 140004/8 (2 Nos)
350

9

500300 (2 Nos)
AVL

10 **350**

145984/A 144499/2
 500324/A 500325/A 146040/A 146041/A
500

11

144449/4 144448/3
 144836/E (2 Nos) 140061 (2 Nos)

12

140062/B (2 Nos)
 500404/D (2 Nos) 140061/C (2 Nos)
 500402/F (2 Nos)
A350 350 500 535

15

110050 110037/3 111865/3
 111887 or 570898/A 142497

14

144618 350
 144643 500
 144047 Alt.No. 144617
 (500, 535) 112471
 11009 (350) 144625 144622 (350) 144619
 144844 144844
 142617 (500, 535) 142628 (500, 535) 144621
 140027/3 140593 144633
 144616 (4 Nos) 14027/3 140771 (10 Nos)
 144633 140097/3 140098/1
 140027/3 144846/A (2 Nos) 144844 (2 Nos)
 140297/C (2 Nos)

14

500507/A 500502/B 140297/C 144624
 500119/A 111888/A
 500625/B (4 Nos) 50043 144621
 500318 (2 Nos) 500326/B (2 Nos)
 140062/B (2 Nos) 500619/A (3 Nos) 500621/A (2 Nos)

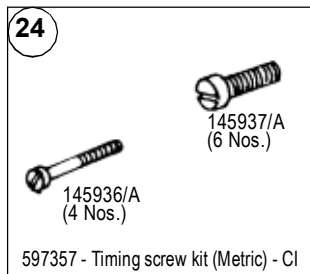
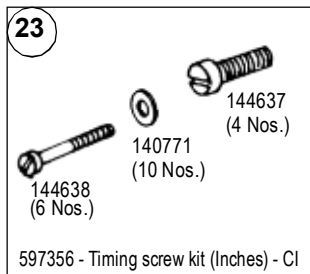
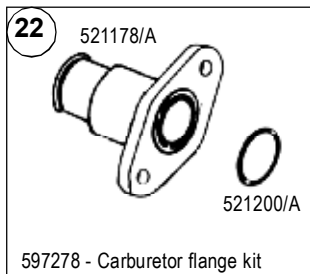
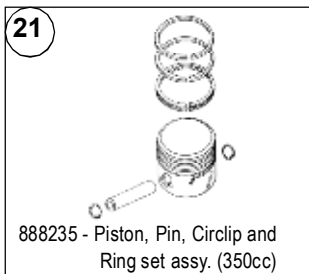
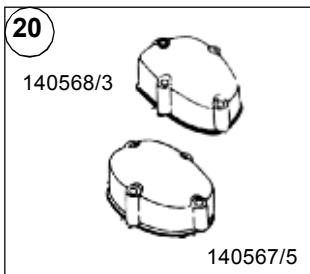
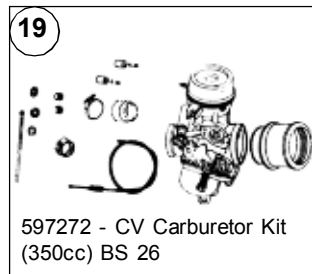
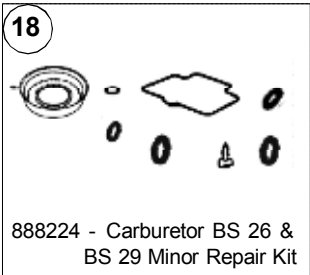
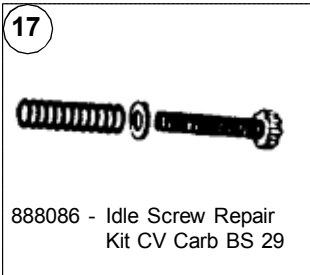
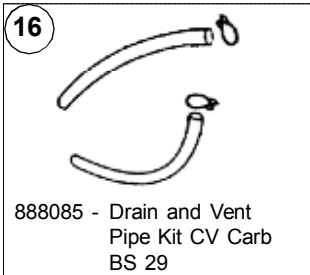
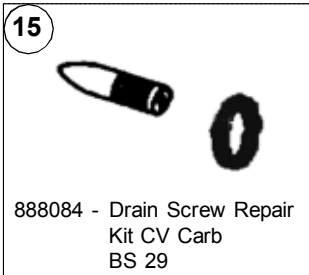
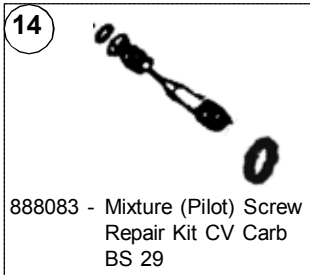
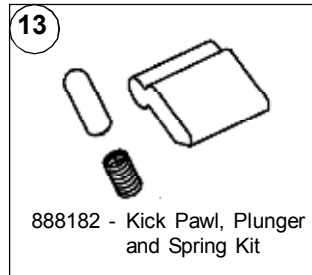
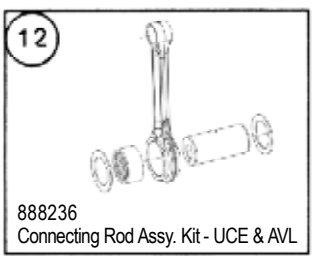
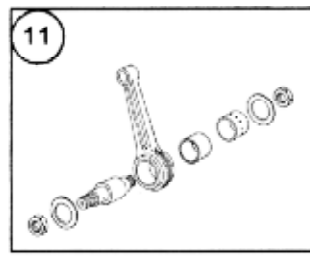
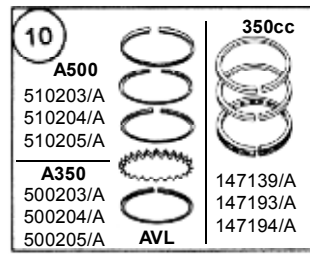
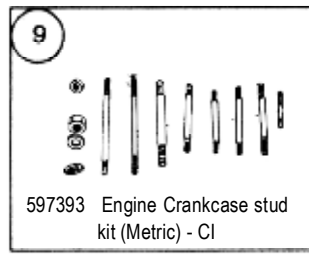
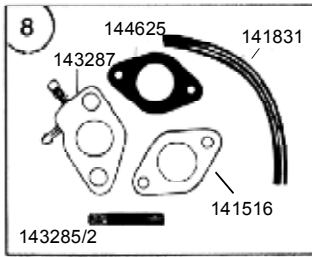
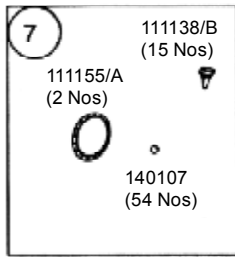
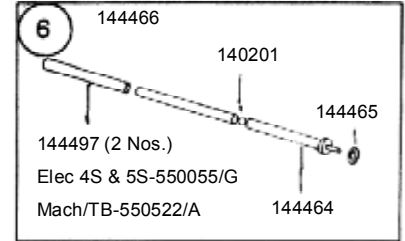
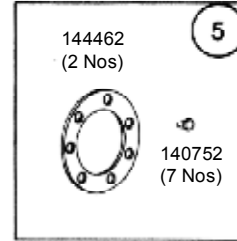
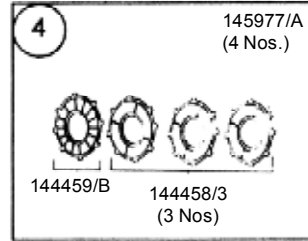
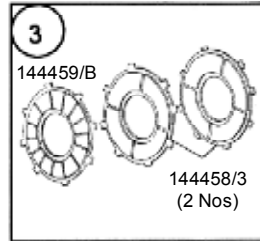
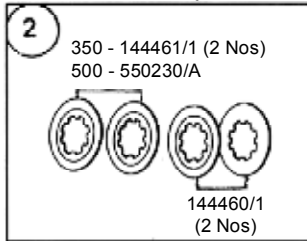
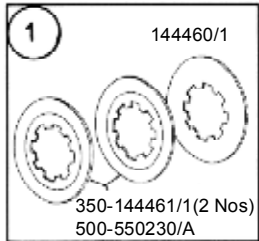
16

350, 500
 111887 or 570898/A
 142497

17

A500 510202/B
 A350/TB 500202/1 500206/A 510206/B
 500205/A 500207/A 510207/A
 500204/A 510205/A 510204/A
 500203/A 510203/A
 500115/E 510115/D

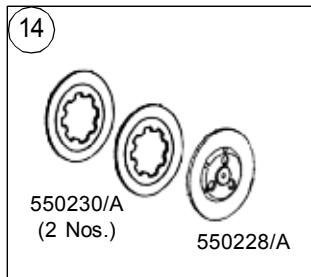
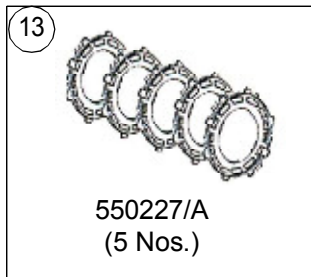
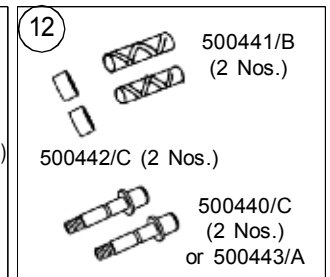
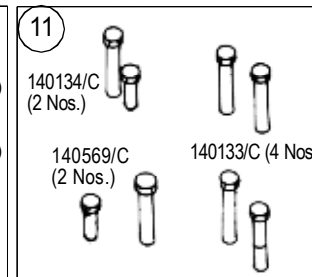
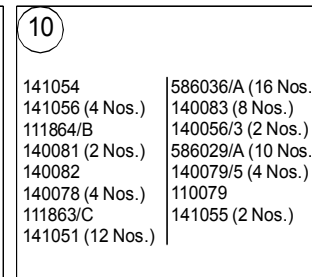
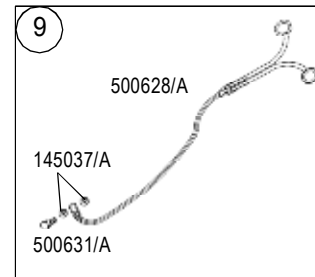
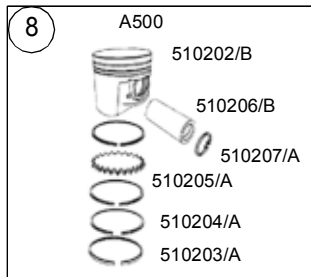
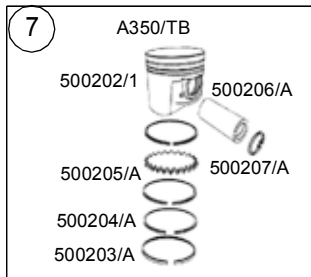
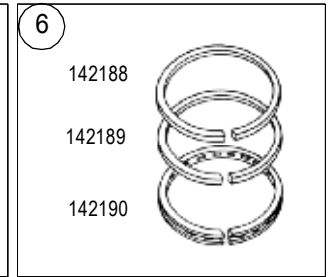
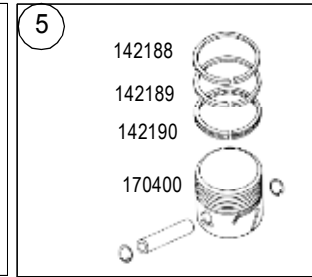
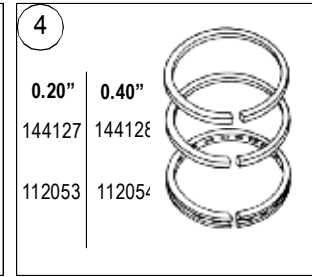
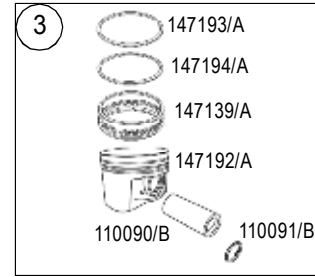
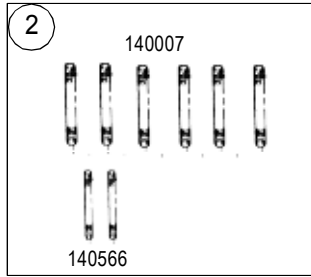
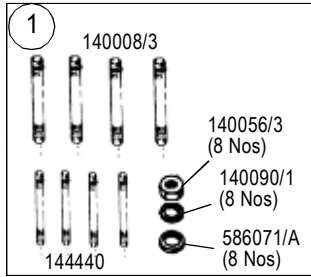
01-05 ENGINE KITS - II



01-05 ENGINE KITS - II

Key No.	Part Numbers		Description	Qty.	350								BU 500	Lightning			Bu Mach		T Bird		Remarks	MOQ	
	New	Old			Std	Dlx	Mac	Cam	Elec 4S		Elec 5S			500	500	535	535 ES	A350	A500	KS			ES
									KS	ES	KS	ES											
1	597325	112055	Clutch Steel Plate Kit (3 Pieces)	1	●	●	●	●												1			
2	597326	597051	Clutch Steel Plate Kit (4 Pieces)	1	●	●	●	●	●	●	●	●	●	●	●		●	●		1			
3	141992		Clutch Friction Plate Kit (3 Piece)	1	●	●	●	●	●	●										1			
4	597050		Clutch Friction Plate Kit (4 Piece)	1	●	●	●	●	●	●	●	●	●	●	●		●	●		1			
	597383		Clutch Plate Kit (4 Piece)	1	●	●	●	●	●	●	●									1			
5	597327		Clutch Friction Disc Kit	1	●	●	●	●	●	●					●		●	●		1			
6	597114		Clutch Rod Repair Kit	1	●	●	●	●	●	●	●	●	●	●	●					1			
7	597328		Ball Cage Kit	1	●	●	●	●	●	●	●	●	●	●	●	●	●	●		1			
8	112089		CO Emission Kit	1	●	●	●	●	●											1			
9	597393		Engine Crankcase stud kit (Metric) - CI	1	●	●	●	●			●	●	●	●	●					1			
10	147236/A		Ring Set, Std modified 350cc (Set of 5 Rings)	1	●	●	●	●	●	●										1			
	112052		Piston ring set - Standard (Set of 3 Rings)	1	●	●	●	●	●	●									SB - 446	1			
	500241		Piston ring set - Standard size (LB 350cc)	1											●		●	●		1			
	510241/A		Piston ring set - Standard size (LB 500cc)	1												●				1			
11	140626		Connecting Rod Big End Kit	1	●	●	●	●	●	●	●									1			
12	888236		Connecting Rod Assy. Kit - UCE & AVL	1											●	●	●	●	Common Kit	1			
13	888182		Kick Pawl, Plunger and Spring Kit	1	●	●	●	●	●	●	●	●	●	●	●	●	●	●		1			
14	888083		Mixture (Pilot) Screw repair Kit CV Carb - BS 29	1													●			1			
15	888084		Drain Screw Repair Kit CV Carb - BS 26 & 29	1											●	●	●	●		1			
16	888085		Drain and Vent Pipe Kit CV Carb - BS 29	1											●	●	●	●		1			
17	888086		Idle Screw Repair Kit CV Carb - BS 29	1											●	●	●	●		1			
18	888224		Carburetor - BS 29 Minor Repair Kit	1											●	●	●	●		1			
19	597272		CV Carburetor Kit (350cc) BS 26	1													●	●		1			
20	597259		Rocker Cover Kit - CI	1	●	●	●	●	●	●	●	●	●	●						1			
21	888235		Piston, Pin, Circlip and Ring set assy. (350cc)	1	●	●	●	●	●	●	●								Set of 3 rings type	1			
22	597278		Carburetor flange kit	1													●	●		1			
23	597356		Timing screw kit (Inches) - CI	1	●	●	●	●	●		●	●	●	●						1			
24	597357		Timing screw kit (Metric) - CI	1	●	●	●	●	●		●	●	●	●						1			

01-10 ENGINE KITS - III



01-15 GENERAL KITS I

1

801021

801056-500cc
801216-Mac.

801022

801057-500cc
801217-Mac.

2

801035

801036
TB- 521056/A

3

143303/C

145865/A

146058/A

4

141131 (20 Nos)

141132 (20 Nos)

110349 (40 Nos)

5

140372/B (2 Nos)

140373 (14 Nos)

6

142176 (20 Nos)

143792 (20 Nos)

142175/3 (20 Nos)

143789 (20 Nos)

110349 (40 Nos)

143885 (40 Nos)

7

141135 (20 Nos)

143790 (20 Nos)

141136 (20 Nos)

143792 (20 Nos)

110349 (40 Nos)

143885 (40 Nos)

8

586061/A

124334/3

140388

9

110970/B (2 Nos)

110293/2

150324/A (2 Nos)

110292/C

10

150324/A (2 Nos)

141113/1

145553/B

11

112011 - 350

145556/A - 350 ('O' Ring)

112212 - 500, 535

550132/C

145357/A

145346/A

550131/A

144524/C

145339/A-350

111189-500

801479

144152

145406/A

12

144354 Alt. No. 210776

143347

143331

144353

145193

145192

13

143195

143347

144353

145193

143331 Alt. No. 145410/A

145192

14

888119

560502/E (20 Nos)

560519/E (20 Nos)

110349 (40 Nos)

15

597404 - Trafficator Kit LH&RH (Clear Lens)

16

888317 - Trafficator Kit LH&RH (Amber Lens)

17

ROYAL ENFIELD Electra

ROYAL ENFIELD Electra

Sticker Kit, Electra

597350 - Dark Silver

597352 - Magic Black

597353 - Rivera Red

18

19

Rear Brake Rod Kit (LH Type)

20

Main Stand and Spindle Kit Std, Electra

21

888302 (Std)

888303 (TCI KS)

888304 (TCI ES)

22

586046/A

586054/A

140302/3

23

593076/C

580310/A

586028/A

586040/A

888305 - Brake shoe pin and nut kit (Metric)

24

142860

142863

















142862

















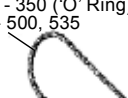















142864

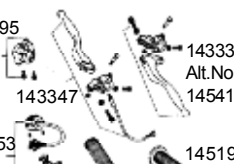
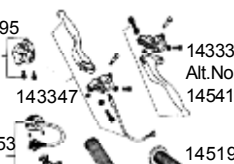
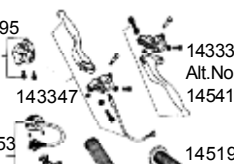
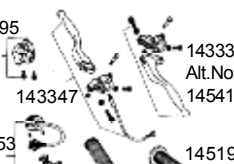
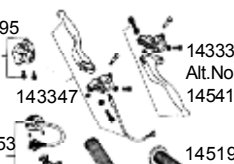
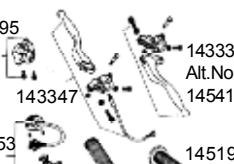





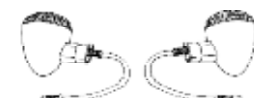

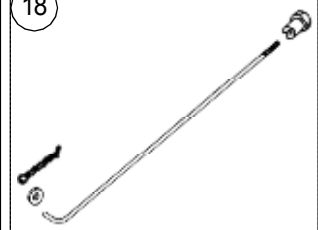
142861

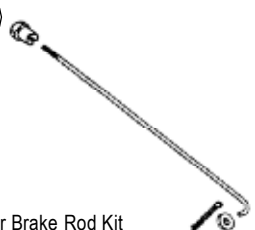
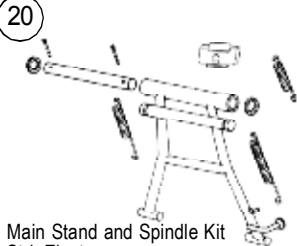
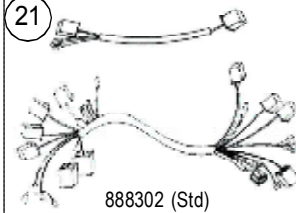
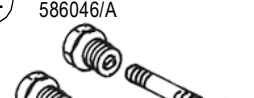
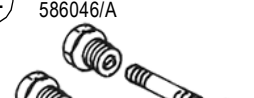
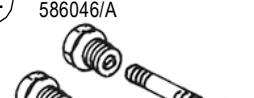




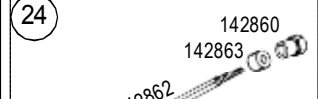
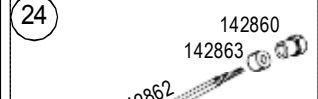
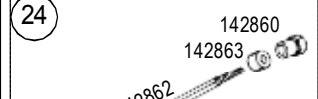
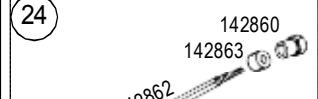
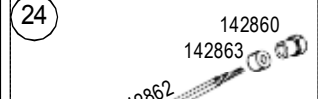
142900/B - Link Rod assy. kit front wheel drum

01-15 GENERAL KITS I

<p>1</p> <p>801021</p>  <p>801022</p>  <p>801056-500cc 801216-Mac.</p> <p>801057-500cc 801217-Mac.</p>	<p>2</p> <p>801035</p>  <p>801036</p>  <p>TB- 521056/A</p>	<p>3</p> <p>143303/C</p>  <p>145865/A</p> <p>146058/A</p>	<p>4</p> <p>141131 (20 Nos)</p>  <p>110349 (40 Nos)</p>  <p>141132 (20 Nos)</p> 	<p>5</p> <p>140372/B (2 Nos)</p>  <p>140373 (14 Nos)</p> 	<p>6</p> <p>142175/3 (20 Nos)</p>  <p>143789 (20 Nos)</p>  <p>142176 (20 Nos)</p>  <p>143792 (20 Nos)</p>  <p>110349 (40 Nos)</p>  <p>143885 (40 Nos)</p> 
--	--	--	---	---	--

<p>7</p> <p>141135 (20 Nos)</p>  <p>143790 (20 Nos)</p>  <p>141136 (20 Nos)</p>  <p>143792 (20 Nos)</p>  <p>110349 (40 Nos)</p>  <p>143885 (40 Nos)</p> 	<p>8</p> <p>586061/A</p>  <p>124334/3</p>  <p>140388</p> 	<p>9</p> <p>110970/B (2 Nos)</p>  <p>110293/2</p>  <p>150324/A (2 Nos)</p>  <p>110292/C</p> 	<p>10</p> <p>141113/1</p>  <p>145553/B</p>  <p>150324/A (2 Nos)</p> 	<p>11</p> <p>112011 - 350</p> <p>145556/A - 350 ('O' Ring)</p> <p>112212 - 500, 535</p> <p>550132/C</p>  <p>145357/A</p>  <p>145346/A</p>  <p>550131/A</p>  <p>144524/C</p>  <p>801479</p>  <p>145339/A-350</p>  <p>111189-500</p>  <p>144152</p>  <p>145406/A</p> 	<p>12</p> <p>144354 Alt. No. 210776</p>  <p>143331</p>  <p>143347</p>  <p>144353</p>  <p>145193</p>  <p>145192</p> 
--	--	--	---	---	---

<p>13</p> <p>143195</p>  <p>143347</p>  <p>144353</p>  <p>145192</p>  <p>145193</p>  <p>143331 Alt. No. 145410/A</p> 	<p>14</p> <p>888119</p>  <p>560502/E (20 Nos)</p>  <p>110349 (40 Nos)</p>  <p>560519/E (20 Nos)</p> 	<p>15</p> <p>597404 - Trafficator Kit LH&RH (Clear Lens)</p> 	<p>16</p> <p>888317 - Trafficator Kit LH&RH(Amber Lens)</p> 	<p>17</p>  <p>Sticker Kit, Electra</p> <p>597350 - Dark Silver</p> <p>597352 - Magic Black</p> <p>597353 - Rivera Red</p>	<p>18</p>  <p>142860</p>
---	---	--	--	---	--

<p>19</p>  <p>Rear Brake Rod Kit (LH Type)</p>	<p>20</p>  <p>Main Stand and Spindle Kit Std, Electra</p>	<p>21</p>  <p>888302 (Std)</p> <p>888303 (TCI KS)</p> <p>888304 (TCI ES)</p>	<p>22</p> <p>586046/A</p>  <p>586054/A</p>  <p>140302/3</p> 	<p>23</p> <p>593076/C</p>  <p>580310/A</p>  <p>586028/A</p>  <p>586040/A</p>  <p>888305 - Brake shoe pin and nut kit (Metric)</p>	<p>24</p> <p>142860</p>  <p>142863</p>  <p>142862</p>  <p>142864</p>  <p>142861</p>  <p>142900/B - Link Rod assy. kit front wheel drum</p>
---	--	--	---	---	---

01-20 GENERAL KITS II

1

144323/A 143312/A

145408/D 145298/B

2

145713/B
550520/A
560131/C
143312/A

145298/B

145980/D

145408/D 143323/A

3

143357
521264/A

LH RH
143358
521265/A

LH RH
540117/A 540118/A

4

144468/B
(4 Nos)

140652
(4 Nos)

144582/E
(2 Nos)

144583/F

145446/A
(2 Nos)

144581/F

140201
(38 Nos)

5

6

521131/B

521132/B

9

801063P 801047

801064P 801048

7

140470
(4 Nos)

145793/A

145794/A

8

112185 - 350
111265/D - Elec
(2 Nos)

Centre Stay

112187 - 350
111266 - Elec
(2 Nos)

Rear Stay

Front Stay

112183 - 350
111264 - Elec
(2 Nos)

10

801081
809005

801078
809004

11

866038
843037
850004
836090
801316

866037
843035
850002
836088
801315

12

110385 110384

500458

500457

13

ROYAL ENFIELD

826019
836040
842003

706017
836039
842001

826016
836038
842002

14

842007

839007

839002

839001

15

143450
Alt.No.144373

143448
Alt.No.144375

143451
Alt.No.144374

143449
Alt.No.144376

143431

143432

16

145374/A
540098/B

145373/A
540097/B

17

143348

143332

18

143349

2143333

19

110572

110574

20

110498

110499

21

801025

801026

22

141093 140129

145476/A

145475/A

01-20 GENERAL KITS II

Key No.	Part Numbers		Description	Qty.	350								BU 500	Lightning			Bu Mach		T Bird		Remarks	MOQ	
	New	Old			Std	Dlx	Mac	Cam	Elec 4S		Elec 5S			500	500	535	535 ES	A350	A500	KS			ES
									KS	ES	KS	ES											
1	597113		Control Cable Kit	1	●	●	●	●	●											1			
2	597158		Control Cable Kit with Speedo Cable	1	●	●	●	●	●											1			
	597375		Control Cable Kit Electra 2004	1				●	●	●	●									1			
			Control Cable Kit Bu. 500	1							●									1			
			Control Cable Kit Lightning	1								●	●	●						1			
	597385		Control Cable Kit Machismo (VOM) drum	1											●	●				1			
			Control Cable Kit Thunderbird, Drum	1														●	●	1			
			Control Cable Kit Thunderbird, Disc	1														●	●	1			
3	597117		Mirror Set	1	●	●	●	●				●	●	●	●	●				1			
	597382		Mirror Set (Thunderbird)	1														●	●	1			
	597372		Mirror Set (Electra 2004)	1				●	●	●	●									1			
4	144294		Front Fork Oil Seal Kit (Set of 2)	1	●	●	●	●	●	●	●	●	●	●	●	●				1			
	597203		Front Fork Oil Seal Kit (Set of 4)	1	●	●	●	●	●	●	●	●	●	●	●	●				1			
5	597204	597010	Ball Race Kit with cover	1	●	●	●	●	●	●	●	●	●	●	●	●	●	●		1			
6	597119		Head Lamp Holder Set - Kit	1								●	●	●				●	●	1			
7	144339		Petrol Tank Motiff Kit	1	●	●														1			
8	597097		Front Mudguard Stay Kit, Black	1	●															1			
	597104		Front Mudguard Stay Kit, Plated	1		●	●													1			
	597163		Front Mudguard Stay Kit, Plated (Electra)	1				●	●				●	●	●	●				1			
			Front Mudguard Stay Kit, Athena Grey	1								●								597102	1		
9	597122		Mudguard Carrier Set	1	●	●														1			
	597257		Mudguard Carrier Set	1			●	●	●	●	●	●			●					1			
			Mudguard Carrier Set	1								●	●	●						597256	1		
10			Mudguard Set, Black / Red	1								●	●	●						597124	1		
			Mudguard Set, Burgandy/Sandalwood	1								●	●	●							597125	1	

1

144323/A 143312/A

145408/D 145298/B

2

145713/B
550520/A
560131/C
143312/A

145298/B

145980/D

145408/D 143323/A

3

143357
521264/A

LH RH
143358
521265/A

LH RH
540117/A 540118/A

4

144468/B
(4 Nos)

140652
(4 Nos)

144582/E
(2 Nos)

144583/F

145446/A
(2 Nos)

144581/F

140201
(38 Nos)

5

6

521131/B

521132/B

9

801063P 801047

801064P 801048

7

140470
(4 Nos)

145793/A

145794/A

8

112185 - 350
111265/D - Elec
(2 Nos)

Centre Stay

112187 - 350
111266 - Elec
(2 Nos)

Rear Stay

Front Stay

112183 - 350
111264 - Elec
(2 Nos)

10

801081
809005

801078
809004

11

866038
843037
850004
836090
801316

866037
843035
850002
836088
801315

12

110385 110384

500458

500457

13

ROYAL ENFIELD

826019
836040
842003

706017
836039
842001

826016
836038
842002

14

842007

839007

839002

839001

15

143450
Alt.No.144373

143448
Alt.No.144375

143451
Alt.No.144374

143449
Alt.No.144376

143431

143432

16

145374/A
540098/B

145373/A
540097/B

17

143348

143332

18

143349

2143333

19

110572

110574

20

110498

110499

21

801025

801026

22


141093 140129

145476/A

145475/A

01-25 GENERAL KITS III

1




888048 - Fr. Wheel Tyre & Tube
3.25 X 19" (Bu.350&Elec)

2



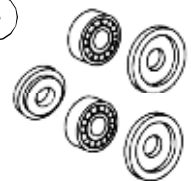
888049 - Rear Tyre & Tube
(3.25X19")
888053 - (3.50X19")

3



144296 - Bearing Kit
Rear Wheel

4



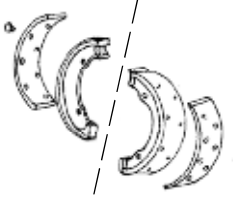
144295 - Bearing Kit
Front Wheel

5

597243

560550/A	560519/E
112078/B	142258
593038/D	141051
112078/B	560516/A
147726/B	586032/A
560545/A	147866/A
560546/A	560530/D
586036/A	597273
140147	147652/B
560502/E	110349

6



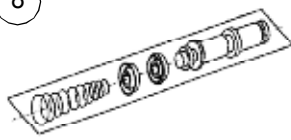
140370 - Brake shoe assembly
(Rivet type) Qty. 2 Nos.

7

597247


560550/A	560546/A
112078/B	142258
560549/A	141051
112078/B	560516/A
147345/A	560559/A
560545/A	560510
560506	560530/D
586036/A	597273
140147	147652/B
560502/E	110349
560519/E	

8



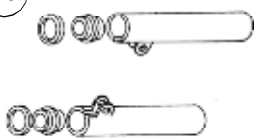
560567 - Piston Sub Assy. (P)
(Master Cyl. Front)

9




888121 - Rubber Spacer,
Bush and Cover Tube
Short Kit (Plating)

10




888248 - Rubber Spacer,
Bush and Cover
Tube Long Kit, Black

11




888116 - Front Mudguard
Extension and
Clip Kit

12

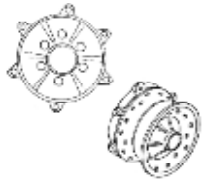


13



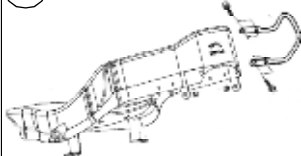
593005/A
145882/A
140129
140191/2
140147
597164 - Front stay
Fasteners Kit

14




597273 - Front Hub Sub Kit
Disc Brake
Powder Coated (Elec)

15




419001 - Seat Sub Assy. with
Pillion Holder

16




888099 - Bolt, Washer &
Nut Kit,
Rear Shocks LH

17



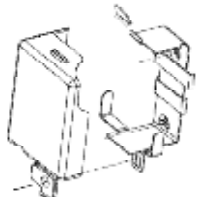
888098 - Bolt, Washer &
Nut Kit,
Rear Shocks RH

18



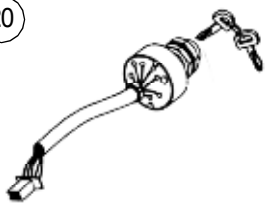
888080 - Bearing, 'O' Ring &
Seal Kit -
Rear Wheel Drum

19




560212/A - Battery Carrier Assy.
with Cover - Black

20



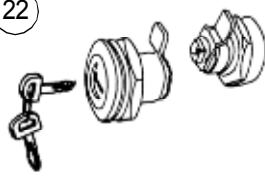
597130 - Ignition Switch Assy.
with keys

21




597128 - Cap Assy Fuel Tank
with Key.

22




597127 - Tool Box Lock
LH & RH with keys

23



597129 - Steering Lock Assy.
with keys
(W/O Barrel Body)

24




597132 - Battery Cover Lock
with keys

01-25 GENERAL KITS III

Key No.	Part Numbers		Description	Qty.	350								BU 500	Lightning			Bu Mach		T Bird		Remarks	MOQ	
	New	Old			Std	Dlx	Mac	Cam	Elec 4S		Elec 5S			500	500	535	535 ES	A350	A500	KS			ES
									KS	ES	KS	ES											
1	888048		Front Tyre & Tube Kit 3.25 x 19"	1	●	●	●	●	●	●	●	●	●	●	●	●	●	●	SPM / 003	1			
2	888049		Rear Tyre & Tube Kit 3.25 x 19"	1	●	●	●	●	●	●	●				●				SPM / 003	1			
	888053		Rear Tyre & Tube Kit 3.50 x 19"	1								●	●	●		●	●	●	SPM / 003	1			
3	144296		Bearing Kit Rear Wheel	1	●	●	●	●	●	●	●	●	●	●	●	●	●	●		1			
4	144295		Bearing Kit Front Wheel	1	●	●	●	●	●	●	●	●	●	●			●	●		1			
5	597243		Disc Brake Kit (with Disc Plate)	1	●	●	●	●	●	●	●				●	●			Retro Disc brake	1			
6	140370		Brake Shoe, Rivet with Linings Kit (Dia 6")	2	●															2			
7	597247		Disc Brake Kit Lightning	1								●	●	●			●	●	Retro Disc brake	1			
8	147650/A	560567	Piston Sub Assy. (P) (Master Cyl. Front)	1				●	●	●	●				●	●	●	●		1			
9	888121		Rubber Spacer, Bush and Cover Tube Short Kit (Plating)	1				●	●	●	●						●	●		1			
10	888248		Rubber Spacer, Bush and Cover Tube Long Kit, Black	1	●	●														1			
11	888116		Front Mudguard Extension and Clip Kit	1				●	●	●	●						●	●		1			
12			Side Panel Sticker Kit (Thunderbird)	1													●	●		1			
13	597164		Front stay fasteners kit	1	●															1			
14	597273		Front hub sub kit - Disc brake (Powder coated)	1				●	●	●	●						●	●		1			
15	419001		Seat Sub Assy. with Pillion Holder	1	●															1			
16	888099		Bolt, Washer & Nut Kit, Rear Shocks LH	1	●			●	●	●	●				●	●	●	●		1			
17	888098		Bolt, Washer & Nut Kit, Rear Shocks RH	1	●			●	●	●	●				●	●	●	●		1			
18	888080		Bearing, 'O' Ring & Seal Kit - Rear Wheel Drum	1	●	●	●	●	●	●	●	●	●	●	●	●	●	●	●		1		
19	560212/A		Battery Carrier Assy. with Cover - Black (ES)	1				●		●										1			
20	597130		Ignition Switch Assy. with keys	1	●	●	●	●	●	●	●				●	●				1			
21	597128		Cap Assy Fuel Tank with Key.	1	●	●	●	●	●	●	●				●	●				1			
22	597127		Tool Box Lock LH & RH with keys	1	●	●	●	●	●	●	●				●	●				1			
23	597129		Steering Lock Assy. with keys (W/O Barrel Body)	1	●	●	●	●	●	●	●				●	●				1			
24	597132		Battery Cover Lock with keys	1	●	●	●	●	●	●	●				●	●				1			

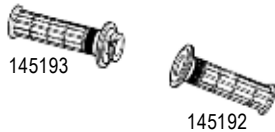
01-30 GENERAL KITS IV

1



597184 - Side stand kit, Electra 4S


2



145193 145192

597207 - Hand grip set

3



145556/a

110267 801479

597275 - Chain and Sprocket Kit ('O' Ring chain) (16T)

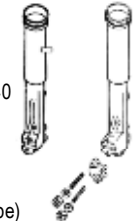
4

For all items Qty. 2 Nos.

141414	141417/A
110143	140219
140184	124346
140185/B	141421
141428	140186
143898/A	144601
143899/2	144846/A

597340 - Fork spring stud kit

5

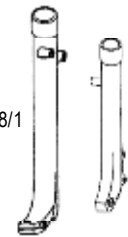


124340 124338

(Drum Type)

597346 - Fork end set with oil seal

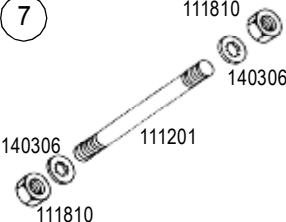
6



560508/1 560503/1

597348 - Fork end set Disc


7



111810 140306 111201 140306 111810

597354 - Chain stay stud kit


8



521067/B (2 Nos.)

597363 - Cover tube kit

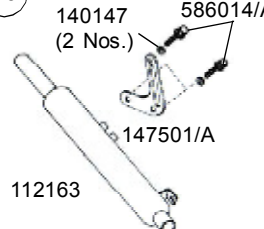
9



521108/C 521109/E

597384 - Side decor kit

10



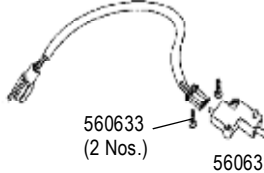
140147 (2 Nos.) 586014/A 147501/A

112163

11

141121/B	141130/B
141105/C	586010/A
593143/B	586011/A
586009/A	141109/1
141108/A	141113/1
141119/C	593142/B
141115/C	586012/A

12



147270/A

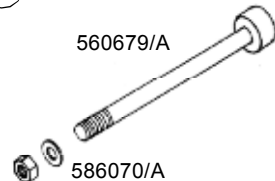
560633 (2 Nos.) 560632

13



888096 - Caliper Piston Seal Kit Front Disc - P


14



560679/A 586070/A


593038/D

15



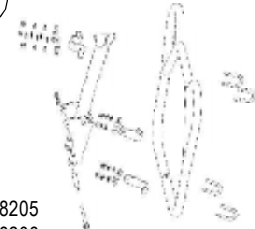
888118 - Front Wheel Bearing and Seal Kit - Disc

16



888198 - Side Panel Grommet Washer and Bolt Repair Kit

17




888205 888206


4



3



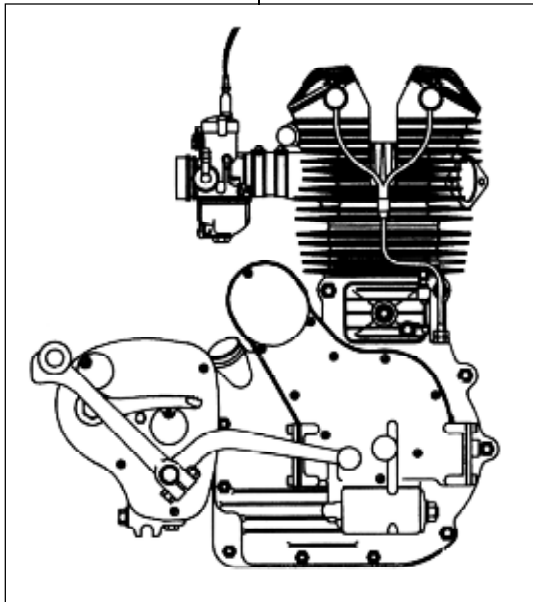
2



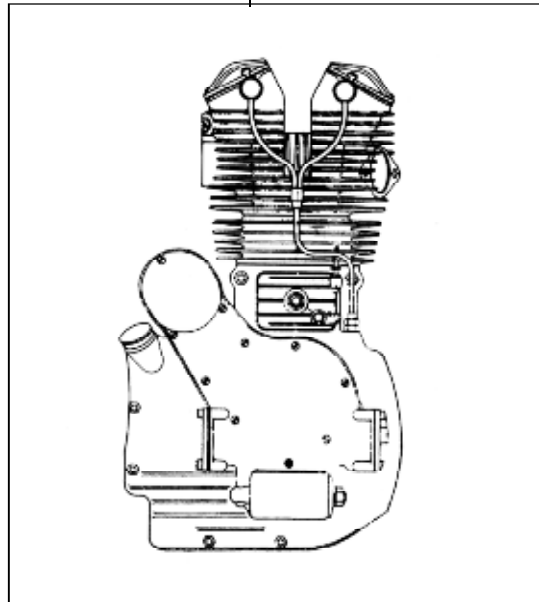
1



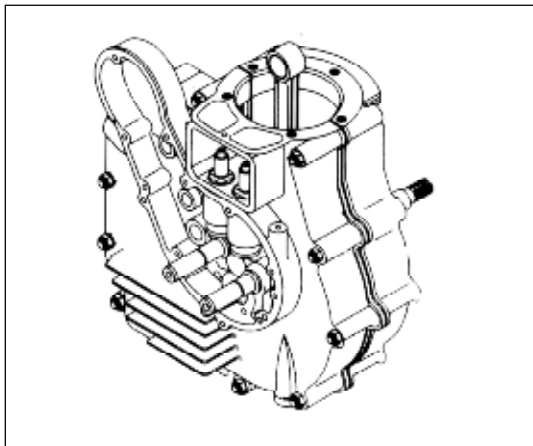
5



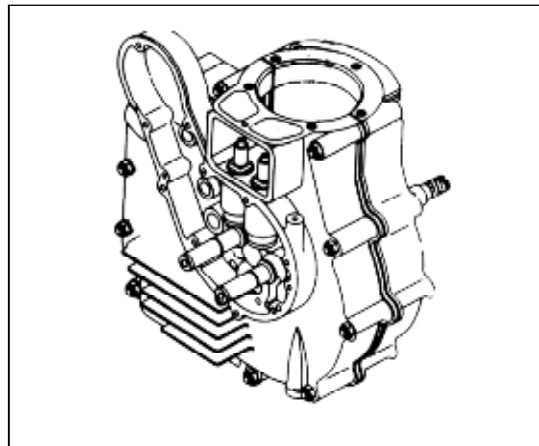
6



7



8




02-10 ENGINE

Key No.	Part Numbers		Description	Qty.	350								BU 500	Lightning			Bu Mach		T Bird		Remarks	MOQ	
	New	Old			Std	Dlx	Mac	Cam	Elec 4S		Elec 5S			500	500	535	535 ES	A350	A500	KS			ES
									KS	ES	KS	ES											
1	390083		20W50 API SL Engine Oil 210 Ltrs.	-	●	●	●	●	●	●	●	●	●	●					SPC / 001	1			
2	390084		20W50 API SL Engine Oil 50 Ltrs.	-	●	●	●	●	●	●	●	●	●	●					SPC / 001	1			
3	390085		20W50 API SL Engine Oil 2.5 Ltrs.	1	●	●	●	●	●	●	●	●	●	●					Recommended for Replacement	8			
4	390086		20W50 API SL Engine Oil 1 Ltr.	1	●	●	●	●	●	●	●	●	●	●					For TOP-UP purpose	20			
5			Engine with clutch and gearbox 350 Std	1	●	●	●												111282M	1			
		146092	Engine 350.16 (Heavy Crank), Std	1	●																1		
			Engine with clutch and gearbox	1											●			●		500232	1		
			Engine with clutch and gearbox, CDI System	1				●												146086 SB-288	1		
			Engine with clutch and gearbox, TCI ES	1					●											146540	1		
			Engine with clutch and gearbox - Electra - 5SP/KS TCI	1						●										146776	1		
			Engine with clutch and gearbox - ELECTRA ES/5SP	1							●									146777	1		
			Engine with clutch and gearbox (Inches, Old oil circuit)	1											●					Before July 2002, 500130	1		
			Engine with clutch and gearbox (Metric, New oil circuit)	1											●					After July 2002, 500134	1		
			Engine with clutch and gearbox 500cc	1								●								112171	1		
			Engine 500cc ES LCI	1								●								146538 SB-349	1		
			Engine 500.1 Lightning with clutch and gearbox	1									●							144231	1		
			Engine 535.1 Lightning with clutch and gearbox	1										●						144235C	1		
			Engine 350.2 AVL with 5 Speed (OCC)	1																500132			
			Engine with clutch and gearbox	1											●					144235EC	1		
		Engine with clutch and gearbox - ES	1															●	500137	1			
		Engine with clutch and gearbox - KS	1															●	500138	1			
		Engine with clutch and gearbox	1											●					500237	1			
		Engine with clutch and gearbox	1												●				510137	1			
		Engine 350.15 TCI HC	1					●											146412	1			


4



3



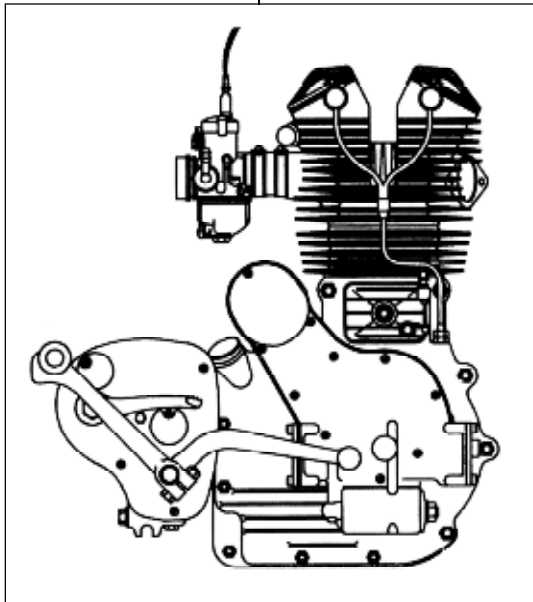
2



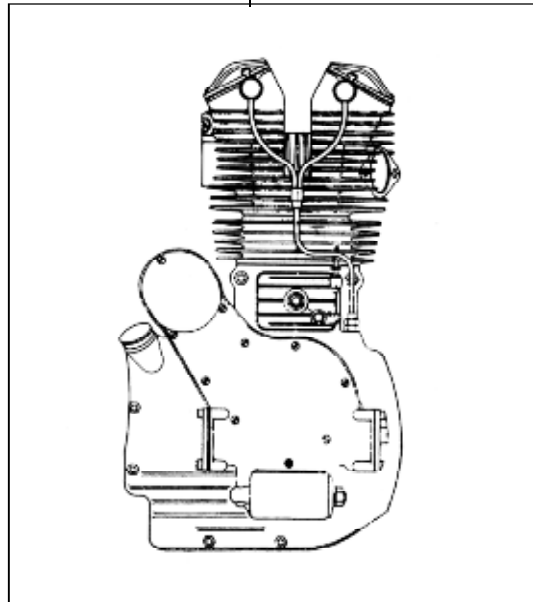
1



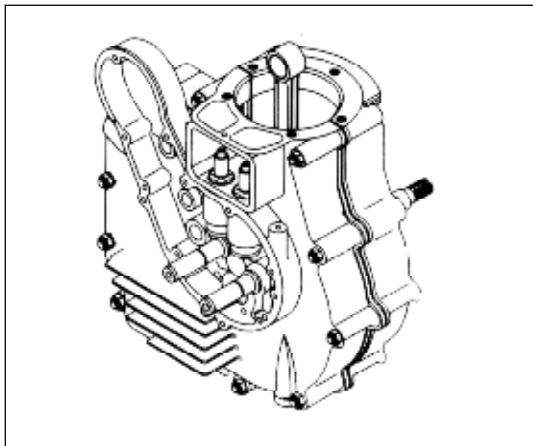
5



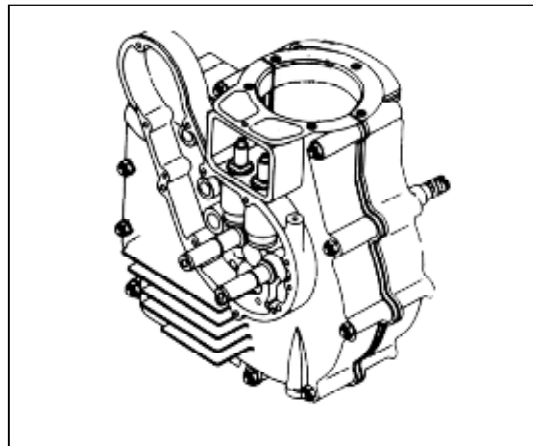
6



7




8




4



3



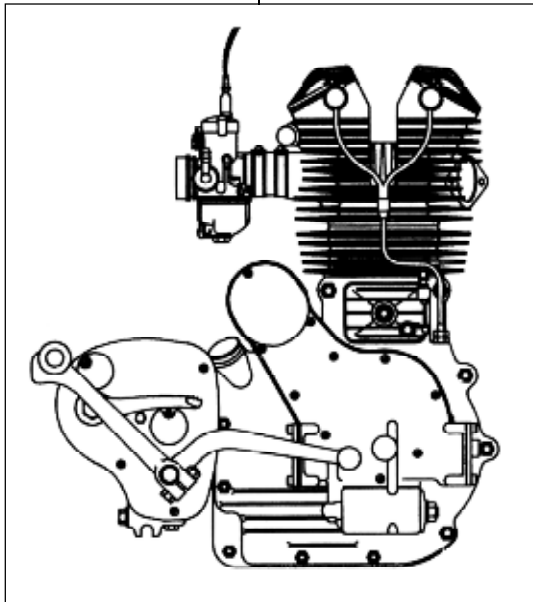
2



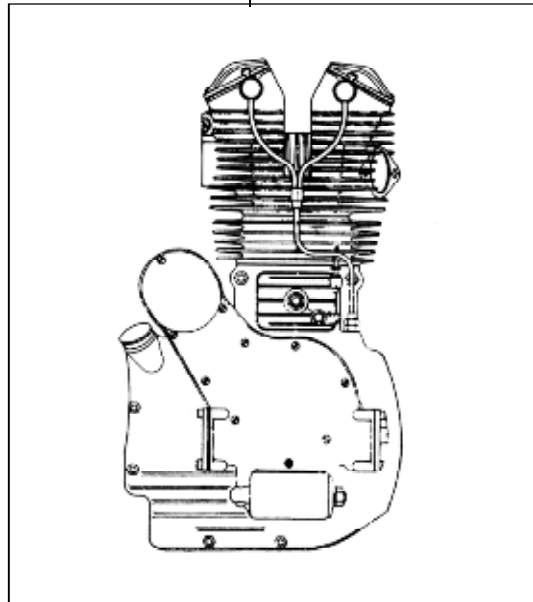
1



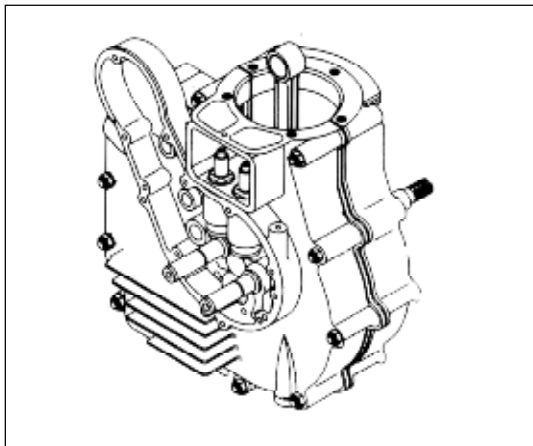
5



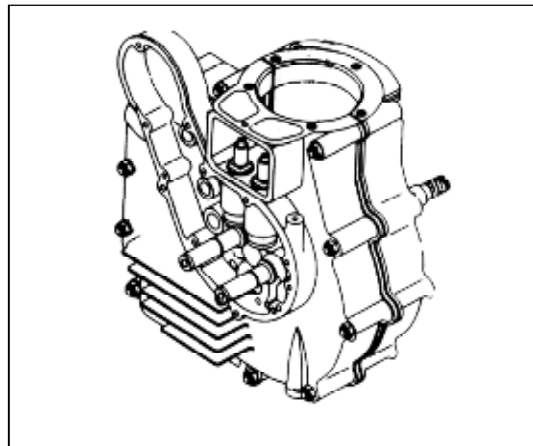
6



7



8




02-10 ENGINE

Key No.	Part Numbers		Description	Qty.	350								BU 500	Lightning			Bu Mach		T Bird		Remarks	MOQ	
	New	Old			Std	Dlx	Mac	Cam	Elec 4S		Elec 5S			500	500	535	535 ES	A350	A500	KS			ES
									KS	ES	KS	ES											
7		500150	Crank case with flywheel assy (Inches, Old oil circuit)	1															500141/A, SB-218, SB-220, < July 2002	1			
			Crank case with flywheel assy (Metric, New oil circuit)	1															500169, SB-218, SB-220, > July 2002	1			
			Crank case with flywheel assy. 5 Speed - OCC	1															500154, SB-380				
			Crank case with flywheel assy	1															560668, SB-380				
			Crank case with flywheel assy	1															560602/A				
			Crank case with flywheel assy 500cc	1								●	●						142964				
			Crank case with flywheel assy	1										●					142964W				
			Crank case with flywheel assy 535cc	1											●				144560				
		560628/A		Crank case with flywheel assy	1														● SB-380	1			
				Crank case with flywheel assy	1														● 521281	1			
		500264		Crank case assy (Lean Burn 350 KS) - W flywheel	1											●		● ●	SB - 380	1			
		146898		Crank case assy 350cc with Heavy Crank	1	●													SB - 374	1			
		146902		Crank case assy 350cc TCI 4s/ks	1					●									SB - 373	1			
		146903/A		Crank Case Set Assy. 350cc ELE 2005 without flywheel	1					●									SB - 373	1			
		560660		Crank Case Assy 350cc TCI ES 4SP SKRSEAL	1					●									SB - 372	1			
			Half Engine Assy AVL - 5 Speed (OCC)	1														500132H					
8		144428	Crank case without flywheel assy.(Inches)	1	●	●	●	●										111858, Before June 2001					
		145351/B	144948	Crank case without flywheel assy.(Metric) - 350cc Applicable for oil seal bore	1	●	●	●	●									After June '01 SB-SB-159, 252, 284,	1				
				Crank case without flywheel assy	1					●								145440/D, SB-252, CDI System	1				
		146907/A	146906	Crank case without flywheel assy. 350cc TCI 5S - KS	1						●								1				
				Crank case without flywheel assy	1						●							560202/B, SB-327, 372	1				
		560661/A		Crank case without flywheel assy	1						●							SB - 372	1				


4



3



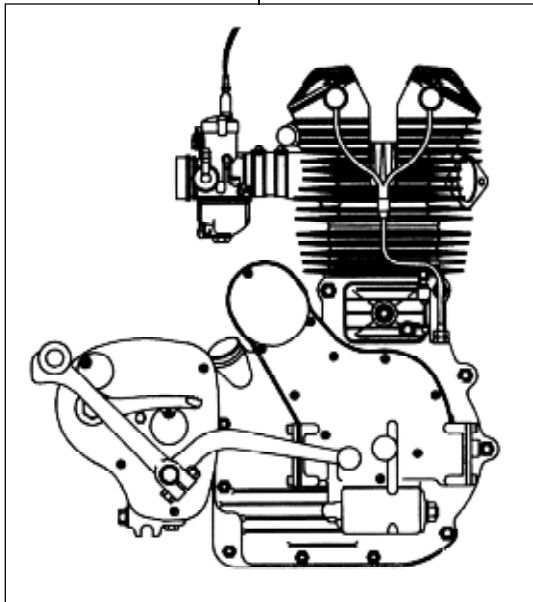
2



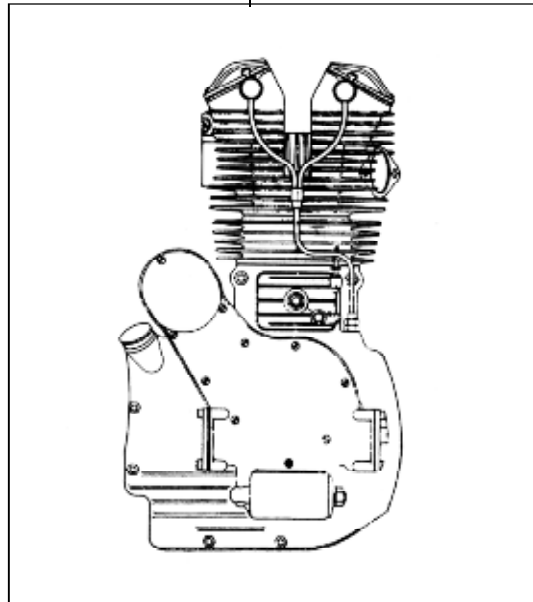
1



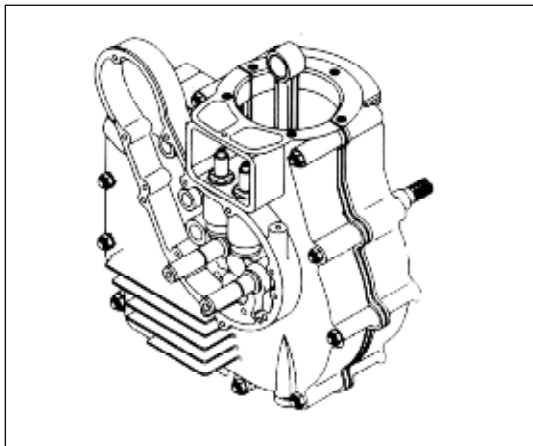
5



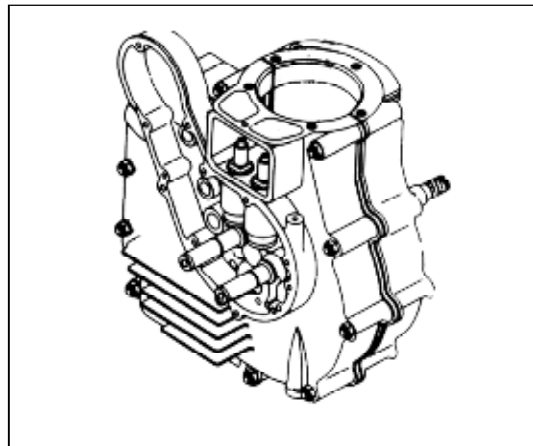
6



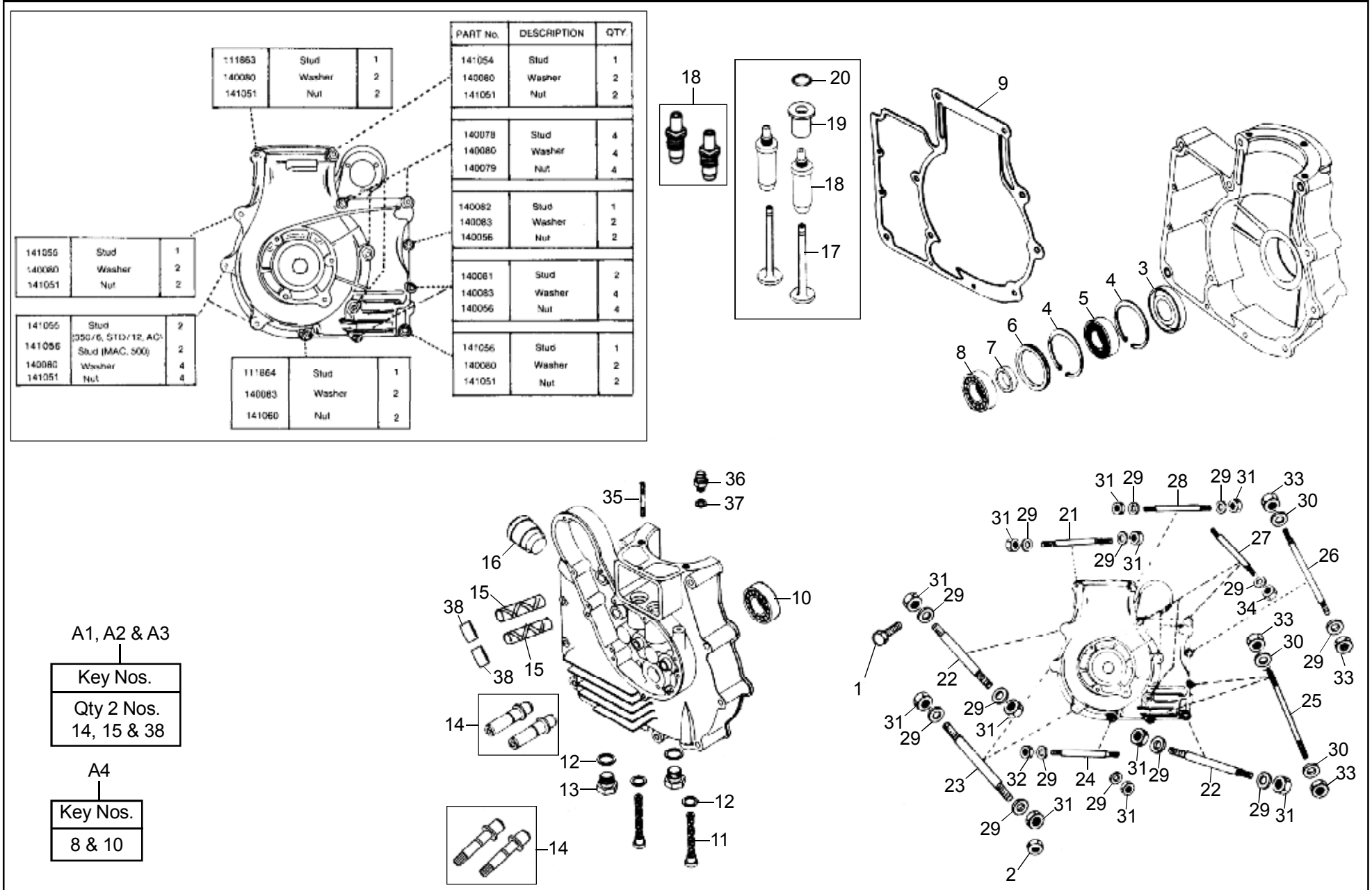
7



8



02-15 CRANK CASE RH & LH



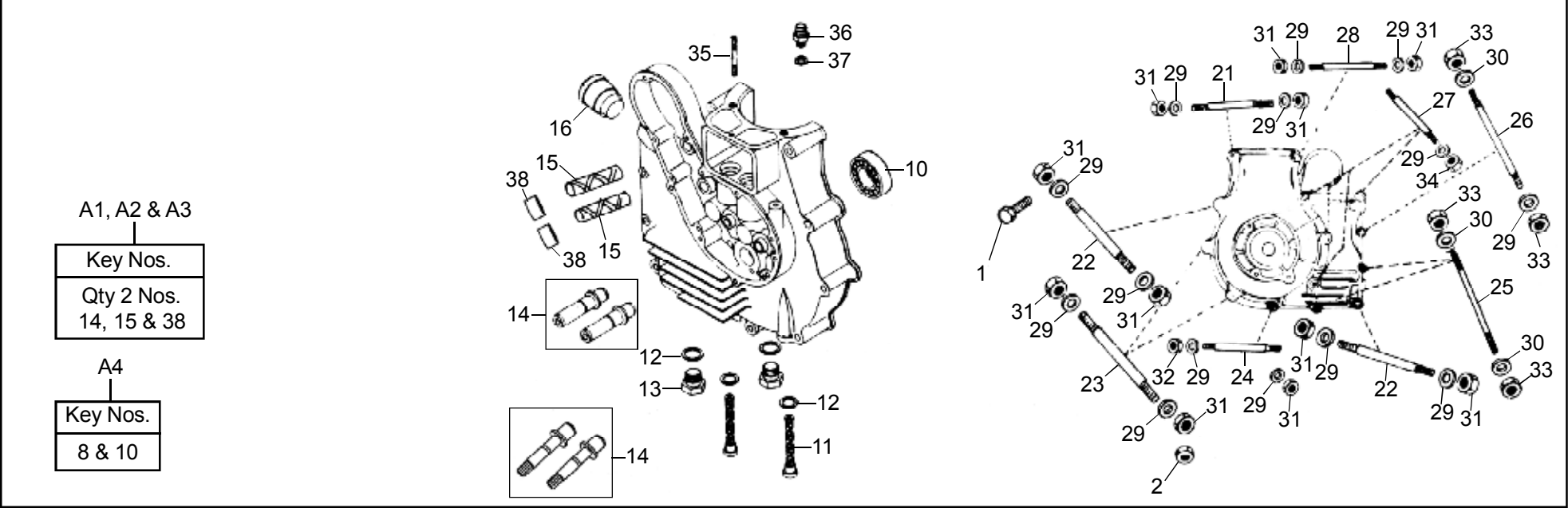
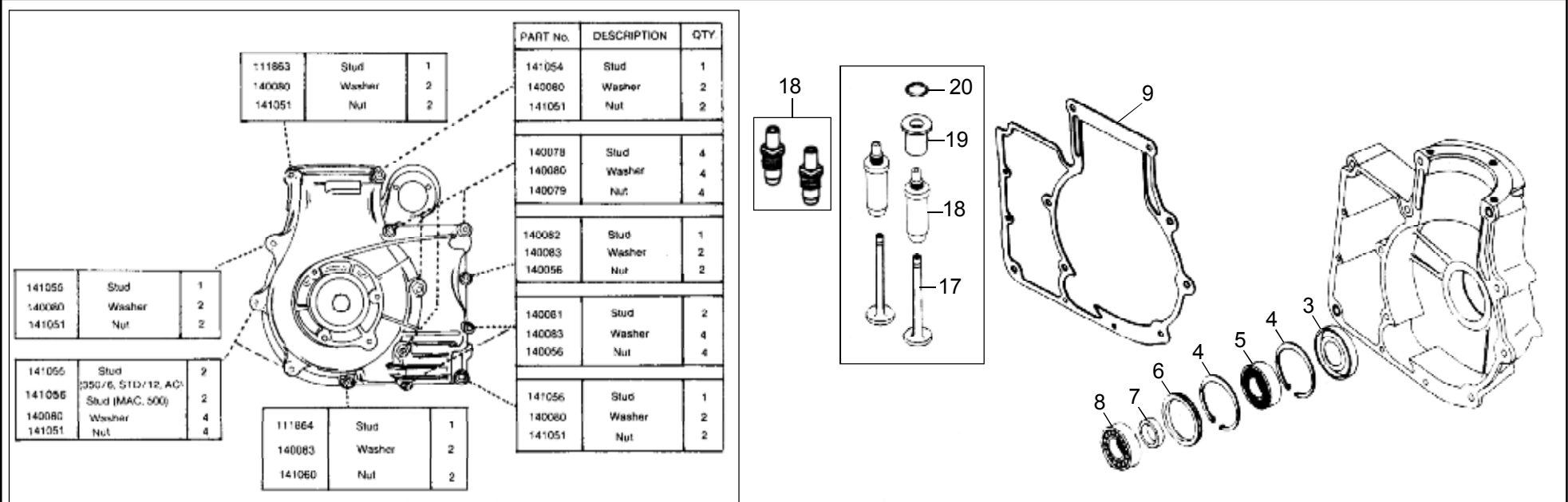
02-15 CRANK CASE RH & LH

Key No.	Part Numbers		Description	Qty.	350								BU 500	Lightning			Bu Mach		T Bird		Remarks	MOQ	
	New	Old			Std	Dlx	Mac	Cam	Elec 4S		Elec 5S			500	500	535	535 ES	A350	A500	KS			ES
									KS	ES	KS	ES											
A1	597400		Cam Spindle Kit ECS	1					●	●	●	●					●	●	●	●		1	
A2	597401		Cam Spindle Kit ECS (0.1mm Oversize)	1					●	●	●	●					●	●	●	●		1	
A3			Cam Spindle Kit ECS (0.2mm Oversize)	1					●	●	●	●					●	●	●	●		1	
A4	597116		Bearing Set	1	●	●	●	●	●	●	●	●										1	
1			Hex bolt M8 x 110	3											●						560053		
			Hex Head bolt M8 x 118	1											●				●		145772/A SB-231, SB-252, After Oct 2002	1	
2	586004/A	142182	Hexagonal Nylock Nut M8 x 9.5	8	●				●	●	●	●	●				●	●	●	●	Before Oct 2002	50	
	586004/A	142182	Hexagonal Nylock Nut M8 x 9.5	4	●				●	●	●	●	●				●	●	●	●	After Oct 2002	50	
3	111865/3		Oil seal - Crank case	1	●	●	●	●	●	●	●	●	●	●	●	●	●	●	●	●	SPM / 012	4	
4	110037/3		Circlip	2	●	●	●	●	●	●	●	●	●	●	●	●	●	●	●	●		10	
5	110050		Ball Bearing	1	●	●	●	●	●	●	●	●	●	●	●	●	●	●	●	●	SPM / 012	1	
6	146261/A	110052/B	Distance piece, outer	1	●	●	●	●	●	●	●	●	●	●	●	●	●	●	●	●	SB - 308	1	
7			Distance piece, inner	1	●	●	●	●	●	●	●	●	●	●	●	●	●	●				1	
		500947	Distance piece, inner	1													●	●			500947/B	1	
			Distance piece, inner	1	●				●	●	●	●	●				●	●	●	●		5	
8	570898/A	111887	Roller Bearing - NU 305	1	●	●	●	●	●	●	●	●	●	●	●	●	●	●	●	●	SB - 604	1	
	570898/A		NU 305 ECP Cylindrical roller bearing	1													●	●	●	●		1	
9	146858/A	144618	Crankcase Gasket 350cc	1	●	●	●	●													SB - 372		
	146858/A		Gasket (0.5mm thick)	1	●				●	●											SB - 372	1	
	550242/A		Gasket - Crankcase Joint	1						●	●						●		●	●	SB - 380	1	
	144643		Gasket - Crankcase Joint 500cc	1							●	●	●	●	●	●						1	
	550154/B		Gasket	1													●	●	●	●	SB - 347	1	
10	142497		Bearing NU 205 R	1	●	●	●	●	●	●	●	●	●	●			●	●	●	●	SB - 019	1	
			Bearing NU 205 R C4 NA	1										●	●		●	●			500121	1	
11	140052		Filter Plug (Inches)	2	●	●	●	●	●	●	●	●	●	●	●	●			●	●	SB-138, Before Jan 2000		
	144944/A	500620/C	Oil feed return filter assembly 9/16" BSF Thread (Metric)	2	●	●	●	●	●	●	●	●	●	●	●	●	●	●	●	●	SB-205, After Jan 2000	1	

02-15 CRANK CASE RH & LH

Key No.	Part Numbers		Description	Qty.	350								BU 500	Lightning			Bu Mach		T Bird		Remarks	MOQ	
	New	Old			Std	Dlx	Mac	Cam	Elec 4S		Elec 5S			500	500	535	535 ES	A350	A500	KS			ES
									KS	ES	KS	ES											
12	144846/A	500122/B	Washer	3	●	●	●	●	●	●	●	●	●	●	●	●	●	●	SB - 205	14			
13			Drain Plug (Inches)	1	●	●	●	●				●	●	●				●	500140, SB-205, Before Dec 2001				
	144943/B		Drain Plug (Metric)	1	●	●	●	●	●	●	●	●	●	●	●	●	●	●	SB-138, After Dec 2001	10			
14	146609/A	140063	Cam Spindle, Standard	2	●	●	●	●				●	●	●	●				SB - 334	2			
	146609/A		Cam Spindle, Standard	2	●	●	●	●				●	●	●	●				SB - 334	2			
	500440/C		Cam Spindle, Standard	2					●	●	●	●				●	●	●	SB - 273, 333, 335	2			
			Cam Spindle, Standard	2												●		●	500403				
	146622/A	140922	Cam Spindle, 0.003" Oversize	2	●	●	●	●				●	●	●	●				Ref. A3				
			Cam Spindle, 0.1 mm Oversize	2	●	●	●	●				●	●	●	●				SB-334, 146622/A	2			
			Cam Spindle, 0.1 mm Oversize	2												●		●	500424				
	500443/A		Cam Spindle, 0.1 mm Oversize	2					●	●	●	●				●	●	●	SB - 273, 333, 335	1			
	146632/A	140949	Cam Spindle, 0.006" Oversize	2	●	●	●	●				●	●	●	●								
			Cam Spindle, 0.2 mm Oversize	2	●	●	●	●				●	●	●	●				146632/A, SB-334				
			Cam Spindle, 0.2 mm Oversize	2												●		●	500425				
	500449/A		Cam Spindle, 0.2 mm Oversize	2					●	●	●	●				●	●	●	SB - 273, 333, 335	1			
15	500441/B		Sleeve (Eccentric)	2					●	●	●	●			●	●	●	SB - 273, 335	1				
	140064/B		Idler Spindle, Standard	2	●	●	●	●				●	●	●	●					1			
			Idler Spindle, 0.003" Oversize	2	●	●	●	●				●	●	●	●				140923				
			Idler Spindle, 0.006" Oversize	2	●	●	●	●				●	●	●	●				141923				
16	140776/C		Collar - Oil Filler	1	●	●	●	●				●	●	●	●			●	SB - 245, 304, Alt. No.145844/A	2			
	145844/A		Collar - Oil Filler	1	●	●	●	●	●			●	●	●	●	●	●	●	SB-245,327, CDI Sys.				
17	140061/C		Tappet	2	●	●	●	●	●	●	●	●	●	●						1			
	500404/D		Tappet	2												●	●	●		2			
18	140062/B		Tappet Guide, Standard	2	●	●	●	●	●	●	●	●	●	●						1			
	500402/F	500405	Tappet Guide, Standard	2											●	●	●		1				
			Tappet Guide, 0.003" Oversize	2	●	●	●	●	●	●	●	●	●	●					140924				

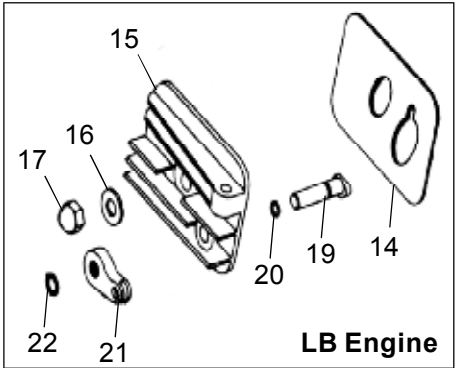
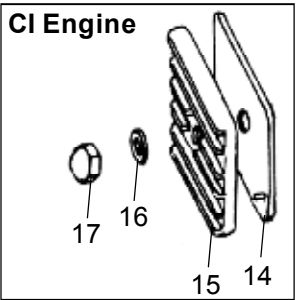
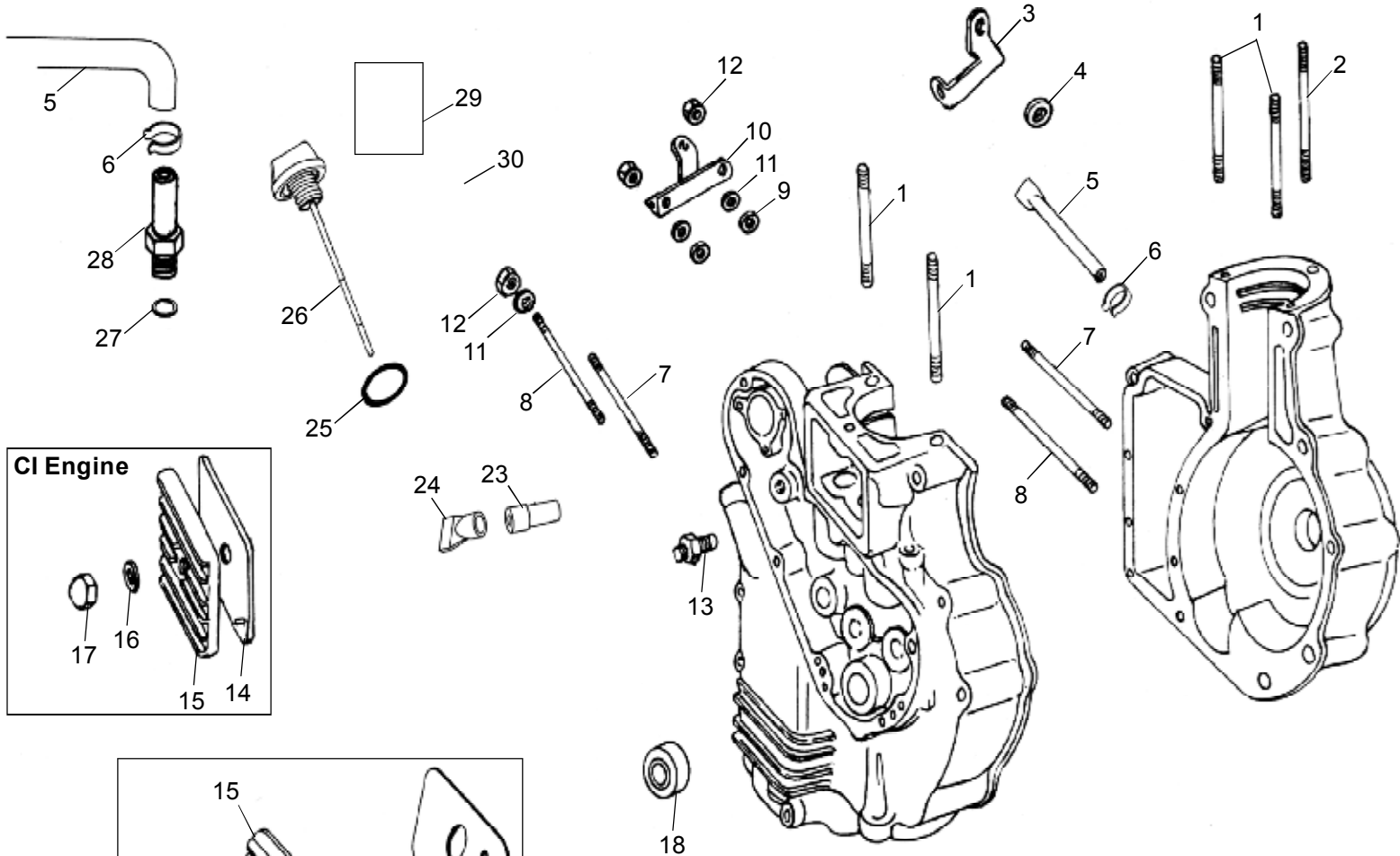
02-15 CRANK CASE RH & LH



02-15 CRANK CASE RH & LH

Key No.	Part Numbers		Description	Qty.	350								BU 500	Lightning			Bu Mach		T Bird		Remarks	MOQ	
	New	Old			Std	Dlx	Mac	Cam	Elec 4S		Elec 5S			500	500	535	535 ES	A350	A500	KS			ES
									KS	ES	KS	ES											
29	586036/A	140080/2	Plain Washer, M8	16	●	●	●	●	●	●	●	●	●	●	●	●	●	●	SB-687	50			
	586036/A	140080/2	Plain Washer, M8	12									●										
30	586032/B	140083	Washer Plain (Inches)	6	●	●	●	●			●	●	●	●	●				< July 2002, SB-213,214,215,224	50			
	586032/B	141061/1	Washer (Metric)	6	●	●	●	●	●	●	●	●	●	●	●	●	●	●	SB-687, After July 2002	50			
31	141051/A	141051	Nut	12	●	●	●	●	●	●	●	●	●	●	●				SB - 252	40			
	141051/A	141051	Nut	4	●				●	●	●	●		●					SB - 252	40			
	586005/A	145867/A	Flange nut	5	●				●	●	●	●	●		●	●	●	●	SB - 687	30			
	586004/A	142182	Hexagonal Nylock Nut M8 x 9.5	4	●				●	●	●	●	●		●	●	●	●	SB - 687	30			
32			Hex Head bolt M8 x 123	1													●	145773/A, SB-231, SB-252, After Oct 2002	1				
33	140056/3	140056	Nut (Inches)	6	●	●	●	●	●	●	●	●	●	●	●				SB-213, 214, 215, 224 Before July 2002	100			
	586029/A	141060	Hexagonal Nut M6 x 1 (Metric)	6	●	●	●	●	●	●	●	●	●	●	●	●	●	●	SB - 252, SB - 687	40			
	145866/A		Flange nut	8	●				●	●	●	●	●		●	●	●	●		20			
34	140079/5		Hex. Nut, 5/16 CEI	4	●	●	●	●	●	●	●	●	●	●	●	●		●	SB-215, 687, < July '02	50			
	141051/A	141051	Nut (Metric)	4	●	●	●	●	●	●	●	●	●	●	●			●	SB-252 After July 2002	40			
35	110079	110079/3	Barrel Base Stud, 1/4"CEI x 7/8"	1	●	●	●	●			●	●	●	●					SB-213,224, < July '02	20			
	145103/A		Stud, Cylinder base (Metric)	1	●	●	●	●	●	●	●	●	●	●					SB-213,215,224, >July'02	20			
			Stud, Cylinder base	1											●	●	●	●	500105/A				
36	140122		Oil union (Inches)	1	●	●	●	●			●	●	●		●			●	SB-213,214,215,224 Before July 2002	10			
	145120/B		Oil union (Metric)	1	●	●	●	●	●	●	●	●	●		●	●		●	Before Dec 2002	5			
	500631/A		Oil union (Use with Part No. 500628/A, Oil Pipe Assy.)	1											●	●	●	●	SB-244, After Dec 2002	6			
37	140299		Washer, Fibre	1	●	●	●	●	●	●	●	●		●			●	After Dec 2002	40				
38	500442/C		Nut	2					●	●	●	●		●	●	●	●	SB-273, 335	1				

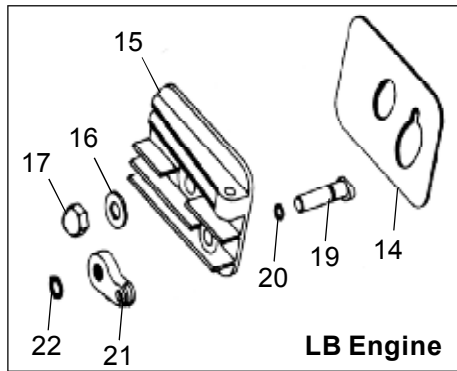
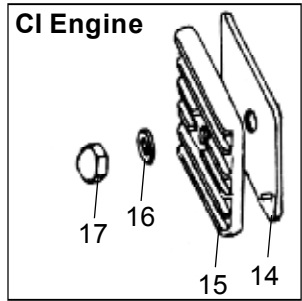
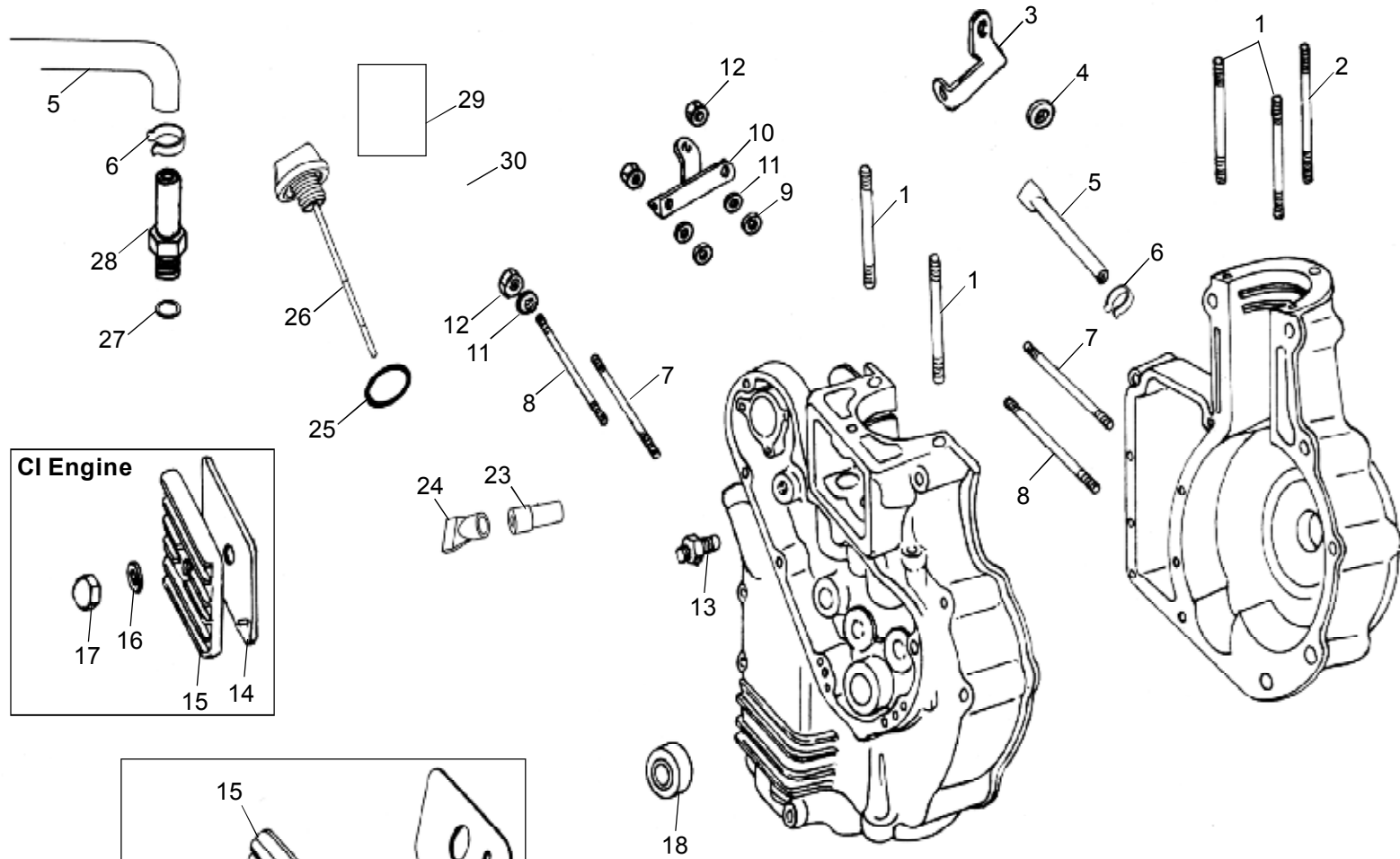
02-20 CRANK CASE FITTING



02-20 CRANK CASE FITTING

Key No.	Part Numbers		Description	Qty.	350								BU 500	Lightning			Bu Mach		T Bird		Remarks	MOQ	
	New	Old			Std	Dlx	Mac	Cam	Elec 4S		Elec 5S			500	500	535	535 ES	A350	A500	KS			ES
									KS	ES	KS	ES											
1			Stud, Cylinder head (Inches)	4	•	•	•	•				•	•	•					145125, Before July 2002	1			
	145105/A		Stud, Cylinder head M8 x 146	4	•	•	•	•	•	•	•	•	•	•					SB-213, 215, 224 After July 2002	4			
	500104/D		Stud, Cylinder head	5											•	•	•	•	SB - 685	2			
2			Stud, 5/16" CEI X 5 Cylinder head (Inches)	1	•	•	•	•				•	•	•					141788, SB-213, SB-215,224, < July '02	6			
	140125		Stud, Cylinder head (Inches)	1	•	•	•	•				•	•	•					SB-213, 215, 224	6			
	145108/B		Stud, Cylinder head (Metric)	1	•	•	•	•	•	•	•	•	•	•					SB-213, 215, 224 After July 2002	6			
3	144012		Clamp, Breather pipe	1	•	•	•	•				•	•	•					SB - 284	1			
4	143843/C		Grommet, Breather pipe	1	•	•	•	•	•	•	•	•	•	•	•	•				20			
5	140167/C		Breather pipe	1	•	•	•	•				•	•	•					SB-284,Alt.No.500126/D Before Sept 2001 SPM / 005	10			
	560156/B	560156/A	Breather pipe (Noises Norms)	1	•	•	•	•	•	•	•	•	•	•					After Sept 2001	1			
	500127		Breather pipe (Old Oil circuit)	1											•				Before July 2002	1			
	500126/B		Breather pipe (Bend short) (New Oil circuit) L300 x OD 14	1	•	•	•	•	•	•	•				•				SB-284, After July 2002	1			
	500128/B		Breather pipe (Bend)	1											•	•	•	•		1			
6	140573/B		Clip, Breather pipe	1	•	•	•	•	•	•	•	•	•	•	•	•	•	•	SB-284, 140570	40			
	573964/A	146927/A	Clip, Breather pipe	1	•										•	•			SB - 403, 408	40			
	146477/A		Clip for Crankcase D/S	1				•	•	•	•									40			
	146478/A		Clip for Crankcase Breather Box	1							•					•				40			
	573964/A	146882/A	Hose Clip Large	1							•					•			SB - 687	40			
7	110202/3		Stud, Gear box fixing top	2	•	•	•	•	•	•	•	•	•	•	•	•	•	•		8			
	110202/3		Stud, Gear box fixing top	4	•				•	•	•	•			•	•	•	•		8			
8	140291		Stud, Gear box fixing bottom	2	•	•	•	•	•	•	•	•	•							5			

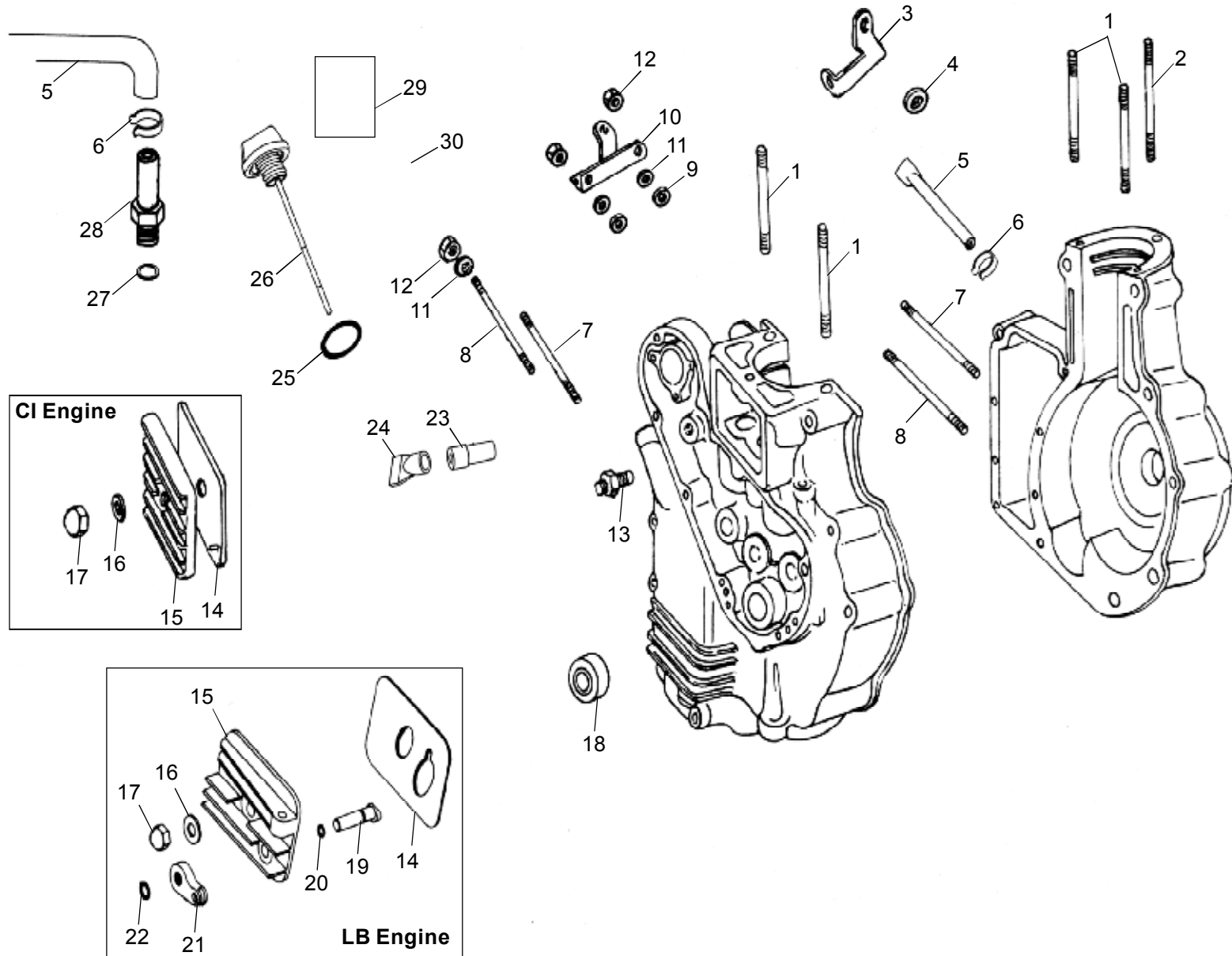
02-20 CRANK CASE FITTING



02-20 CRANK CASE FITTING

Key No.	Part Numbers		Description	Qty.	350								BU 500	Lightning			Bu Mach		T Bird		Remarks	MOQ	
	New	Old			Std	Dlx	Mac	Cam	Elec 4S		Elec 5S			500	500	535	535 ES	A350	A500	KS			ES
									KS	ES	KS	ES											
9	140027/3		Washer, Fiber	2	●	●	●	●	●	●	●	●	●	●	●	●	●				40		
10	801027		Bracket, Rear mudguard	1	●	●	●	●	●	●	●	●	●	●	●	●	●				1		
11	586033/A	140293	Plain Washer, M10	4	●	●	●	●	●	●	●	●	●	●	●	●	●	●	●		50		
	586033/A	140293	Plain Washer, M10	4	●	●	●	●	●	●	●	●	●	●	●	●	●	●	●	SB - 687	50		
12	140302/3	586057/A	Nut	4	●	●	●	●	●	●	●	●	●	●	●	●	●	●	●		50		
13	144391		Stud, Tappet Cover 5/16" (Inch)	1	●	●	●	●				●	●	●	●	●			●	SB-213,214,215,224 Before July 2002	5		
	145119/B		Stud, Tappet Cover M8x1.25	1	●				●	●	●	●				●	●	●	●	SB-213,214,215,224 After July 2002	5		
14	146845/B		Gasket, Tappet cover	1	●	●	●	●	●	●	●	●								SB-372, 379, 435	5		
	146845/B	144619	Tappet Cover / Door Gasket	1								●								SB-372, 379	5		
	500333/A		Gasket, Tappet cover / Door 350cc	1											●		●	●	SB-380, 442	5			
	500430/A		Tappet Cover Gasket (CAF MTRL)	1											●		●	●	SB-380	5			
	510253/B		Gasket, Tappet cover	1												●					1		
15	141666/A		Tappet cover (door)	1	●	●	●	●	●	●	●	●	●	●	●						2		
	814010		Tappet cover (door) - Silver	1											●	●	●	●			1		
	801510	500411/D	Tappet cover (door) - Black	1											●	●			SB - 489	1			
16	144600/A		Washer, Copper	1	●	●	●	●	●	●	●	●	●	●	●	●	●	●	●		25		
	140155		Fibre washer	1	●	●	●	●	●	●	●	●	●	●	●	●	●	●	●		25		
	146031/A		"O" Ring Tappet cover Nut	1	●				●	●	●	●			●	●	●		SB-288, 365, CDI System	14			
17	145233	144392	Nut, Tappet cover	1	●	●	●	●	●	●	●	●	●	●	●	●	●	●	●		10		
	146030/C		Nut, Tappet cover	1	●				●	●	●	●			●	●	●	●	SB-288,365,381,CDI Sys.	10			
18	141545		Oil seal, Timing side	1	●	●	●	●	●	●	●	●	●	●					SB - 159, SPM / 012	5			
19	500335/A		Decompressor shaft	1											●	●	●	●	SB - 442	1			
	500500/F	500335/A	Decompressor shaft	1												●	●	●	SB - 346, 442	1			
20	500507/A		"O" Ring, Decompressor shaft	1											●	●	●	●		100			

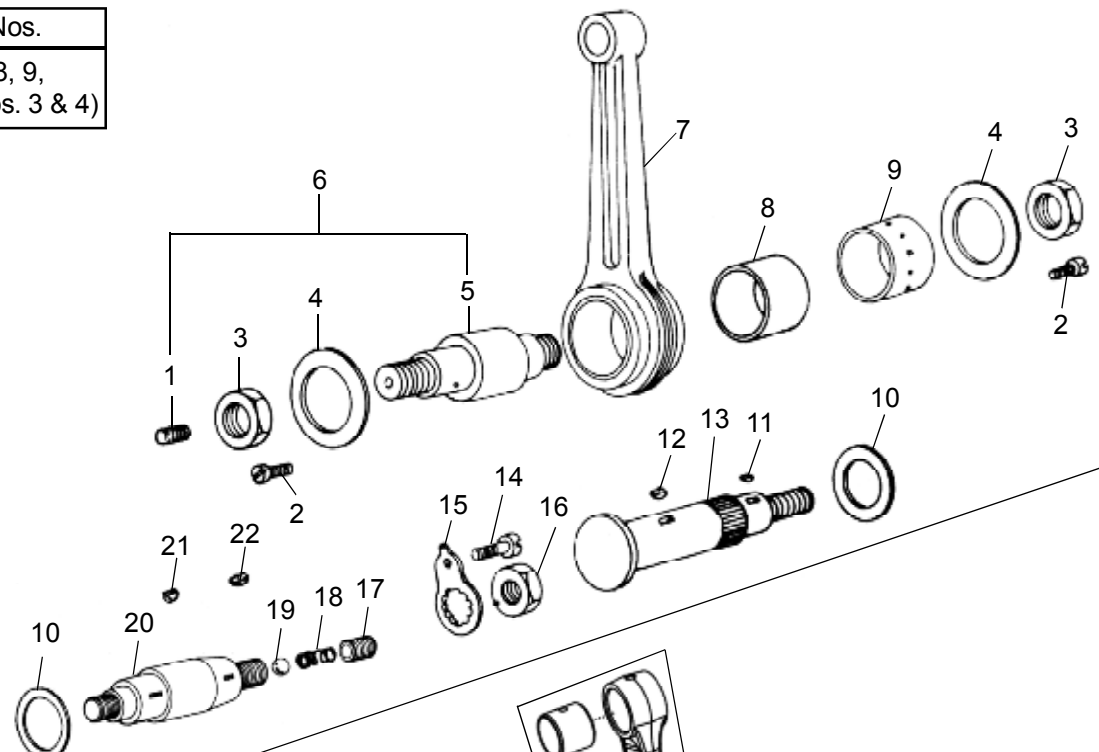
02-20 CRANK CASE FITTING



02-25 CRANK SHAFT ASSEMBLY

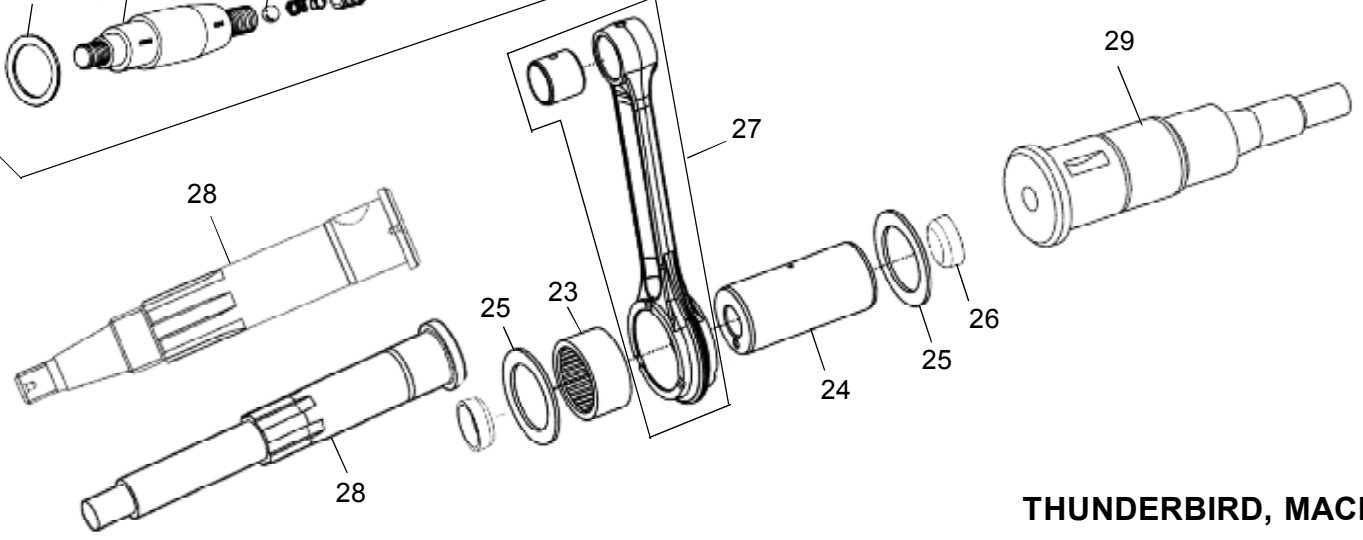
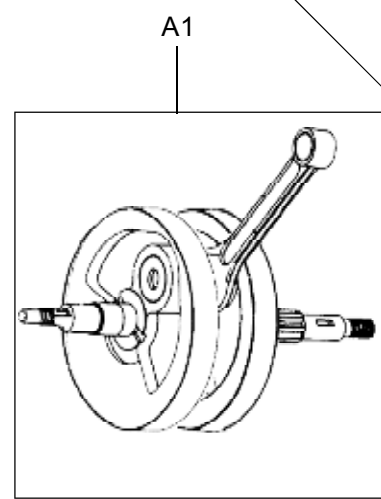
A1	A2	A3
Key Nos.	Key Nos.	Key Nos.
All Except 4, 11 & 21	17, 18, 19 & 20	5, 7, 8, 9, (Qty. 2 Nos. 3 & 4)

CI



LB

A4
Key Nos.
23, 24 & 27



THUNDERBIRD, MACHISMO

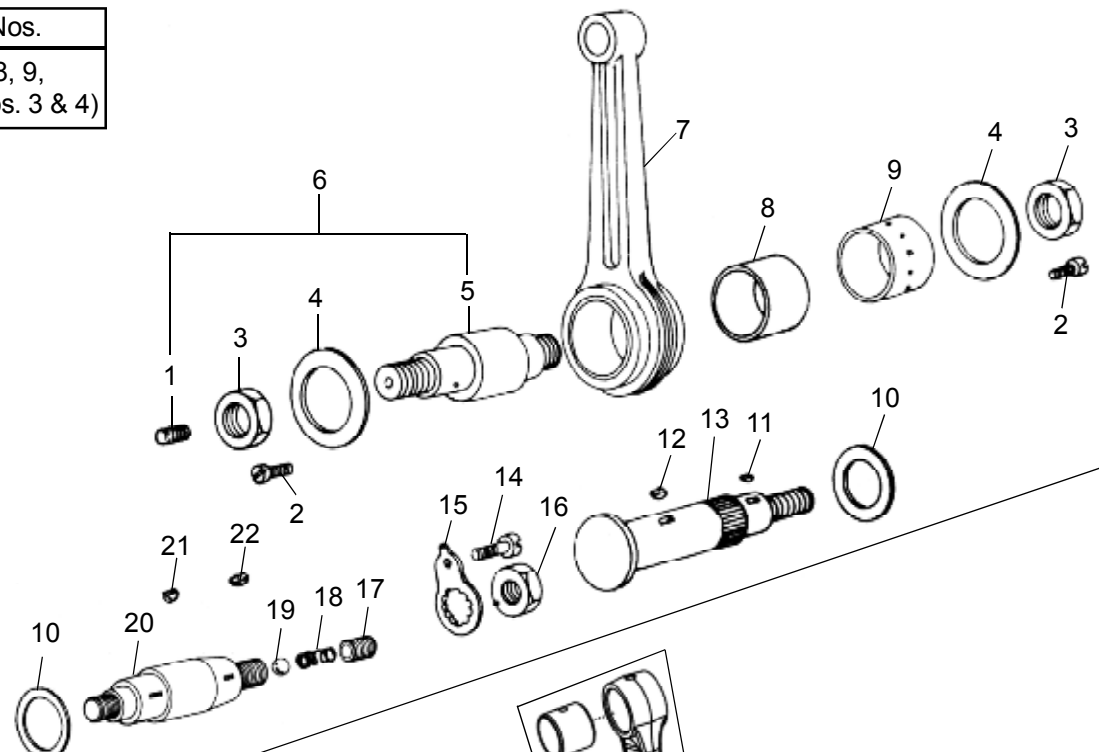
02-25 CRANK SHAFT ASSEMBLY

Key No.	Part Numbers		Description	Qty.	350								BU 500	Lightning			Bu Mach		T Bird		Remarks	MOQ	
	New	Old			Std	Dlx	Mac	Cam	Elec 4S		Elec 5S			500	500	535	535 ES	A350	A500	KS			ES
									KS	ES	KS	ES											
			Crank shaft Assy. (Flywheel Assy.)	1	●	●	●	●											SB-137, 111867, Before July 2002				
	144688		Crank shaft Assy. (Flywheel Assy. 350CC - PRV)	1	●	●	●	●											SB-159, 145353/B, After July 2002				
	502052/A		Crank shaft Assy. (Flywheel Assy.)	1				●		●									SB-288, CDI System	1			
	146413/A		Crank shaft Assy. (Flywheel Assy.) Heavy crank TCI	1				●												1			
	145946/A		Heavy Crank shaft Assy. (Flywheel Assy.)	1	●	●	●	●	●											1			
			Crank shaft Assy. (Flywheel Assy.)	1					●		●								502057/A	1			
	500229/A		Crank shaft Assy. (Flywheel Assy.)	1										●			●	●		1			
A1			Crank shaft Assy. (Flywheel Assy.)	1							●	●							141548, < July '02	1			
			Crank shaft Assy. (Flywheel Assy.) 500 & 535cc, - PRV	1							●	●							144693/D SB-229 After July 2002				
			Crank shaft Assy. (Flywheel Assy.) 535cc	1								●	●						144155	1			
	502022/B		Crank shaft Assy. (Flywheel Assy.)	1										●				●		1			
	510229/C		Crank shaft Assy. (Flywheel Assy.)	1												●				1			
	146357/A		Fly wheel assy. 500cc E-Start	1							●					●				1			
	502041/A		Crank shaft Assy. (Flywheel Assy.)	1													●			1			
A2			Timing shaft Assembled. (Flywheel Assy.)	1	●	●	●	●	●	●	●	●	●	●					144289/A, SB-229	1			
A3	140626		Connecting Rod Assy. Complete (350cc)	1	●	●	●	●	●	●	●									1			
A4	888236		Connecting Rod Assy. Kit UCE	1										●	●	●	●		After 2009	1			
1	144850/B	140022	Slotted set screw	1	●	●	●	●	●	●	●	●	●	●						1			
2	140015/B		Lock screw, Crank pin 1/4" CEI	2	●	●	●	●	●	●	●	●	●	●						30			
3	140024/B		Nut, Crank pin 7/8" CEI	2	●	●	●	●	●	●	●	●	●	●						1			
4	140023/B		Thrust washer	2	●	●	●	●	●	●	●	●	●	●						1			
5	144850/B	140791	Crank pin with grub screw	1	●	●	●	●	●	●	●	●	●	●						1			
6	144434/4		Crank pin, Standard	1	●	●	●	●	●	●	●	●	●	●						1			
	140921		Crank pin, Oversize	1	●	●	●	●				●	●	●						1			

02-25 CRANK SHAFT ASSEMBLY

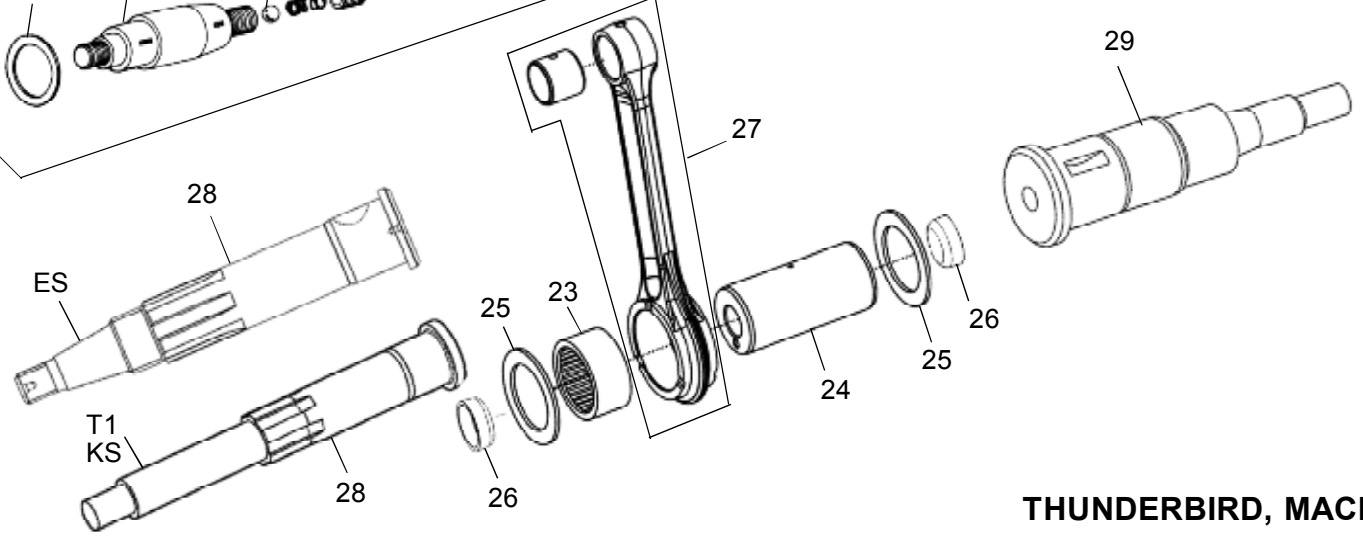
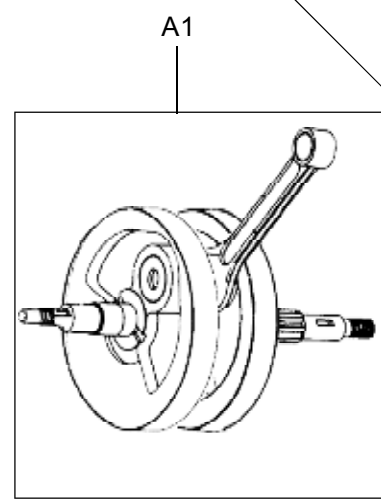
A1	A2	A3
Key Nos.	Key Nos.	Key Nos.
All Except 4, 11 & 21	17, 18, 19 & 20	5, 7, 8, 9, (Qty. 2 Nos. 3 & 4)

CI



LB

A4
Key Nos.
23, 24 & 27



THUNDERBIRD, MACHISMO

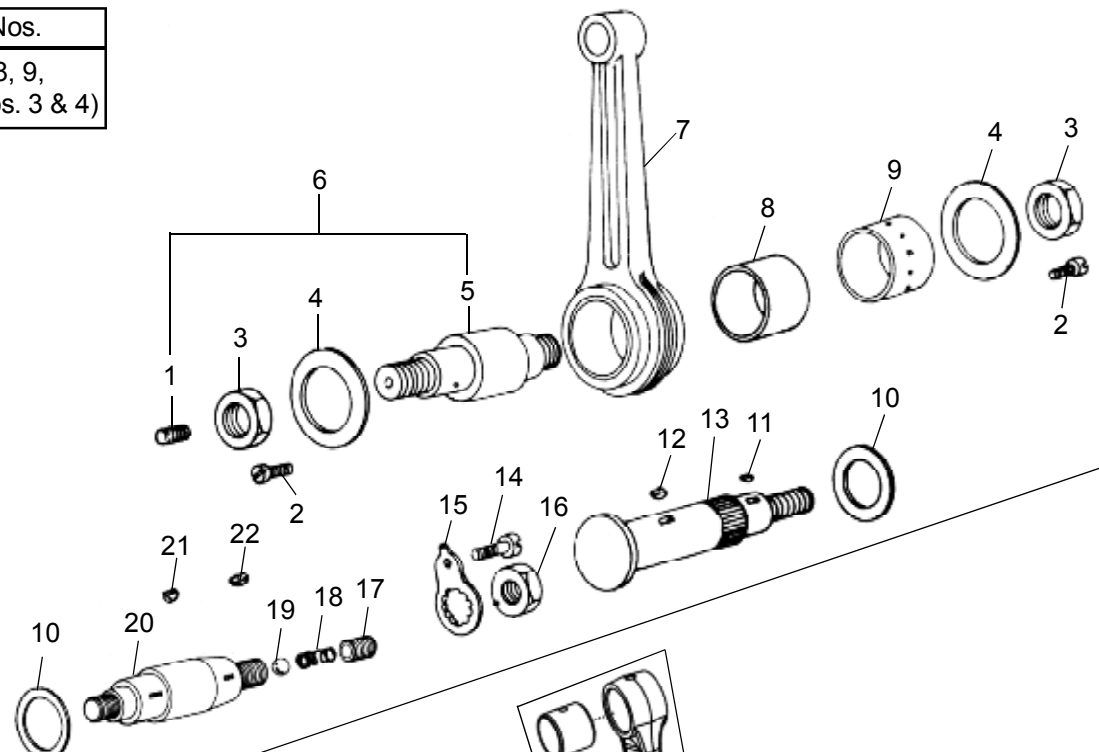
02-25 CRANK SHAFT ASSEMBLY

Key No.	Part Numbers		Description	Qty.	350								BU 500	Lightning			Bu Mach		T Bird		Remarks	MOQ	
	New	Old			Std	Dlx	Mac	Cam	Elec 4S		Elec 5S			500	500	535	535 ES	A350	A500	KS			ES
									KS	ES	KS	ES											
7	144432/1		Connecting rod assy	1	●	●	●	●	●	●	●	●											
	144490/2		Connecting rod assy	1								●	●	●	●								
8	140613		Bush, Big end	1	●	●	●	●	●	●	●	●	●	●									
9	140020/A		Floating bush, Connecting rod	1	●	●	●	●	●	●	●	●	●	●					SPM / 012				
10	140799/C		Washer, Thrust	2	●	●	●	●	●	●	●	●	●	●	●	●	●	●					
11	140316/4		Key, Alternator	1	●	●	●	●	●	●	●	●	●	●	●	●	●	●					
	502070/A		Key, Alternator	1					●							●	●		●				
12	140012/5		Key, Drive shaft	1	●	●	●	●	●	●	●	●	●	●									
	500217/A		Key, Drive shaft	1												●	●	●	●				
13	111195		Driving shaft, Inches	1	●	●	●	●															
	111869		Driving shaft, Metric	1	●	●	●	●											SB - 137				
	145430/B		Driving shaft	1					●		●								SB - 194, 196				
	502050/B		Driving shaft - TCI (Refresh Electra)	1					●		●												
	502055/A		Driving shaft	1						●		●											
	560610/A		Driving shaft	1								●											
14	140014/C	140014	Slotted Hex. Screw, 1/4 screw, Timing shaft nut	1	●	●	●	●	●	●	●	●	●	●	●								
15	140016/B		Lock ring timing shaft	1	●	●	●	●	●	●	●	●	●	●									
16	140013/B		Nut, Timing shaft	1	●	●	●	●	●	●	●	●	●	●									
17	144288/1		Plug Oil release	1	●	●	●	●	●	●	●	●	●	●					For 350 & 500, After July'02 SB - 229				
18	144143/2		Spring, Oil release	1	●	●	●	●	●	●	●	●	●	●					For 350 & 500, After July'02 SB - 229				
19	144144/1		Ball - Oil release valve	1	●	●	●	●	●	●	●	●	●	●					For 350 & 500, After July'02 SB - 229				
20	140798		Timing shaft	1	●														SB-159, Before July '02				
	144696/3	144669	Timing shaft - 500cc	1	●	●	●	●					●						SB-159, Before July '02				
	144141/7	144141/4	Timing shaft	1	●	●	●	●	●	●	●	●	●	●					For 350 & 500, After July'02 SB - 229				

02-25 CRANK SHAFT ASSEMBLY

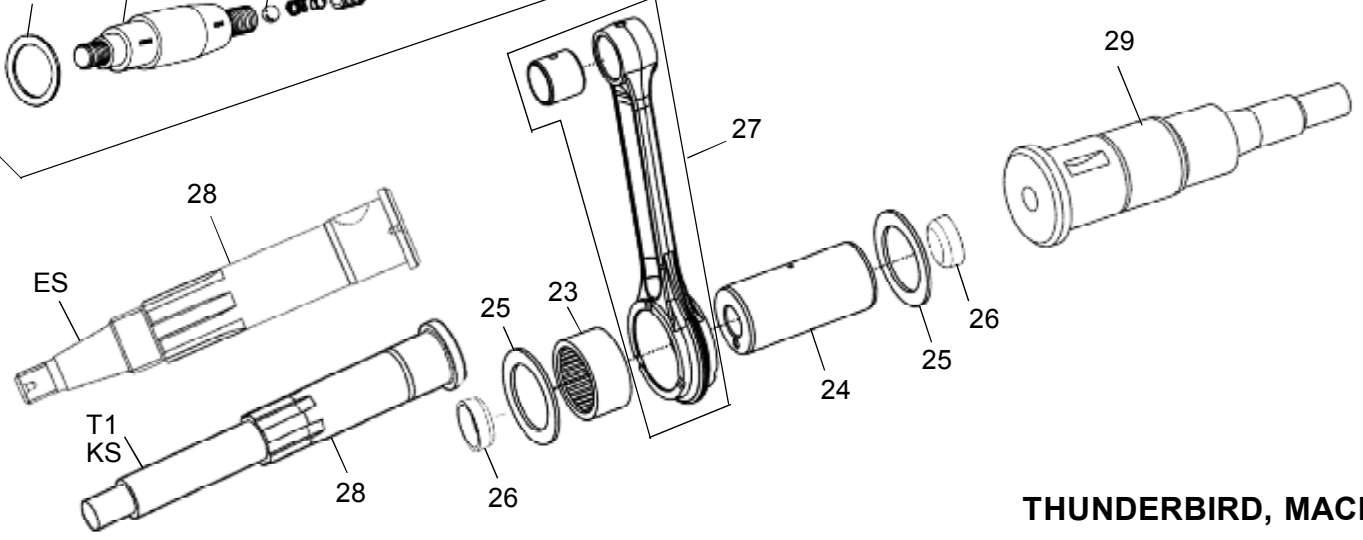
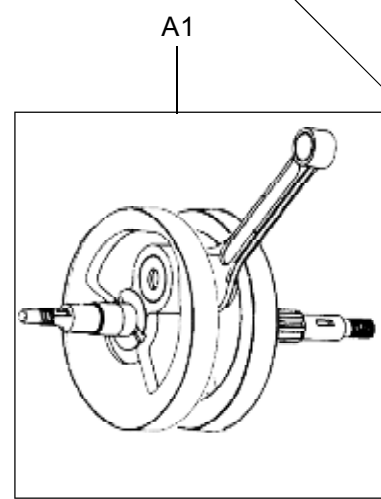
A1	A2	A3
Key Nos.	Key Nos.	Key Nos.
All Except 4, 11 & 21	17, 18, 19 & 20	5, 7, 8, 9, (Qty. 2 Nos. 3 & 4)

CI



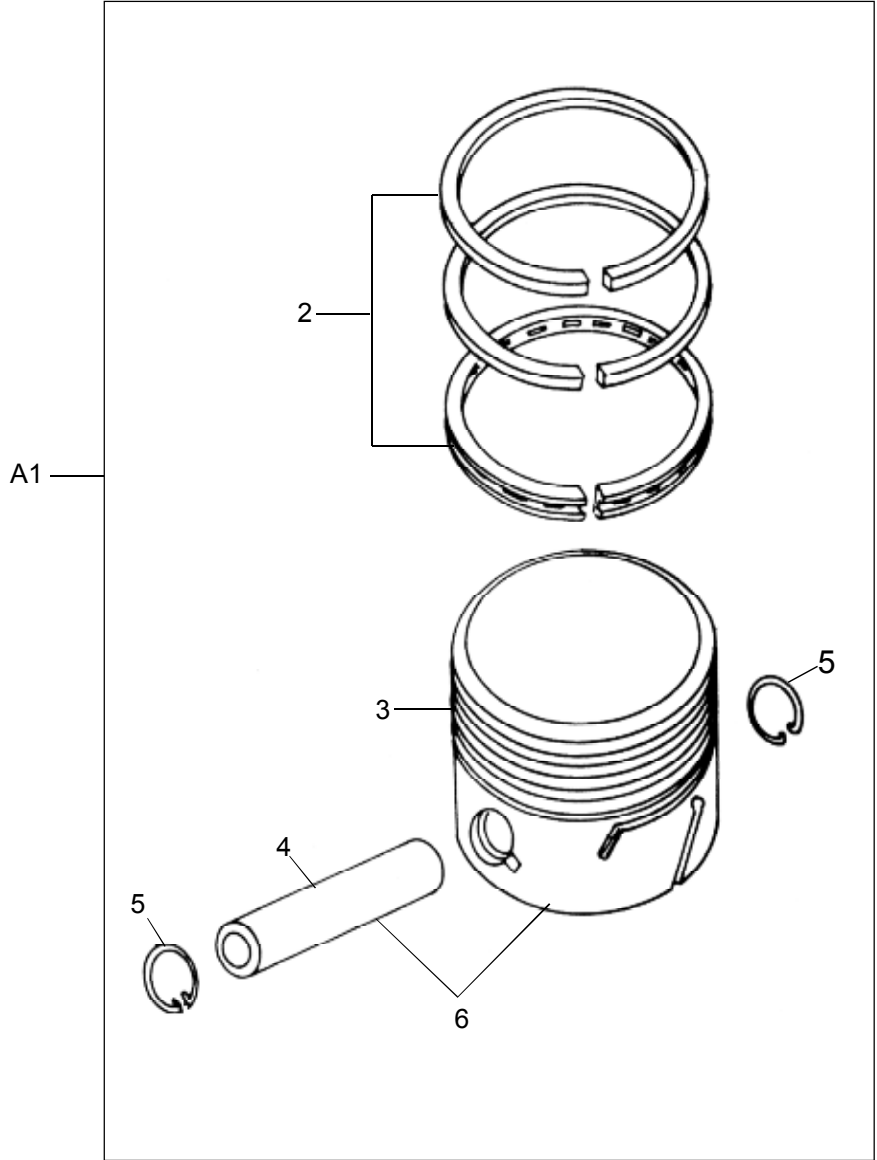
LB

A4
Key Nos.
23, 24 & 27

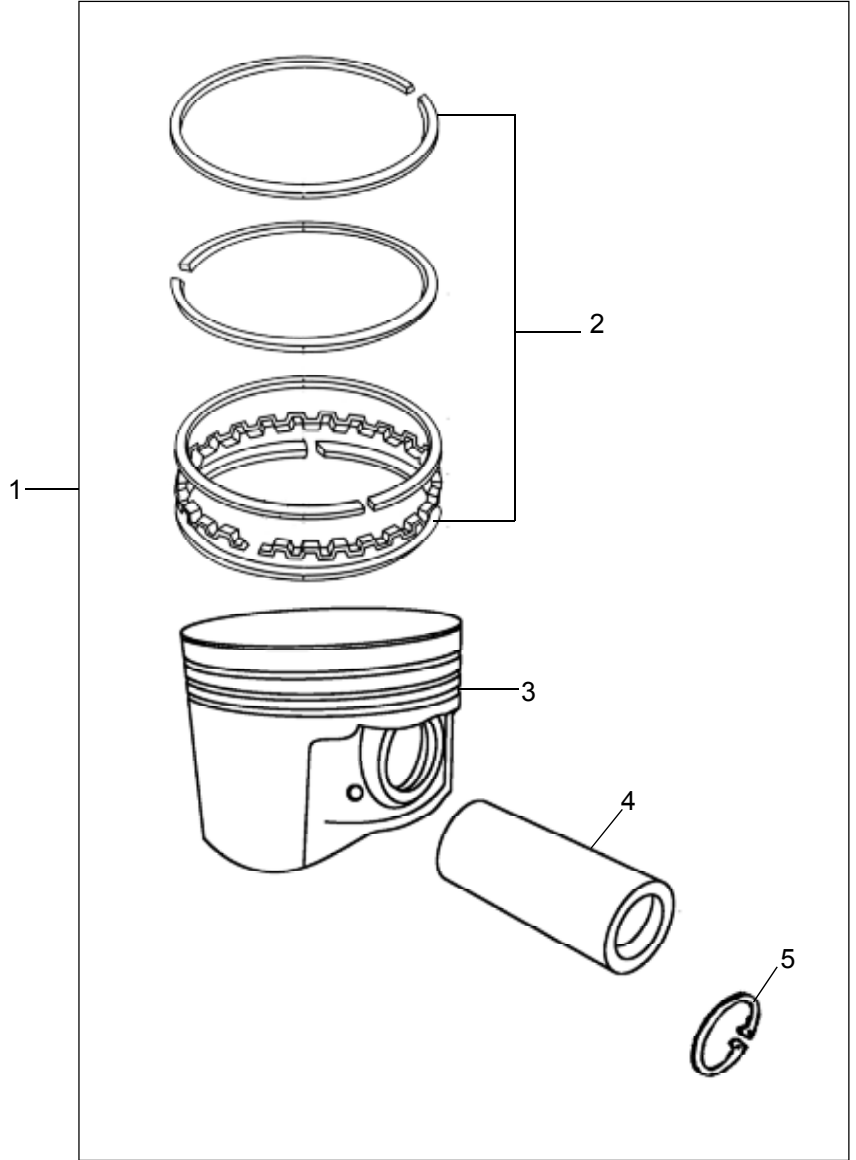


THUNDERBIRD, MACHISMO

OLD TYPE



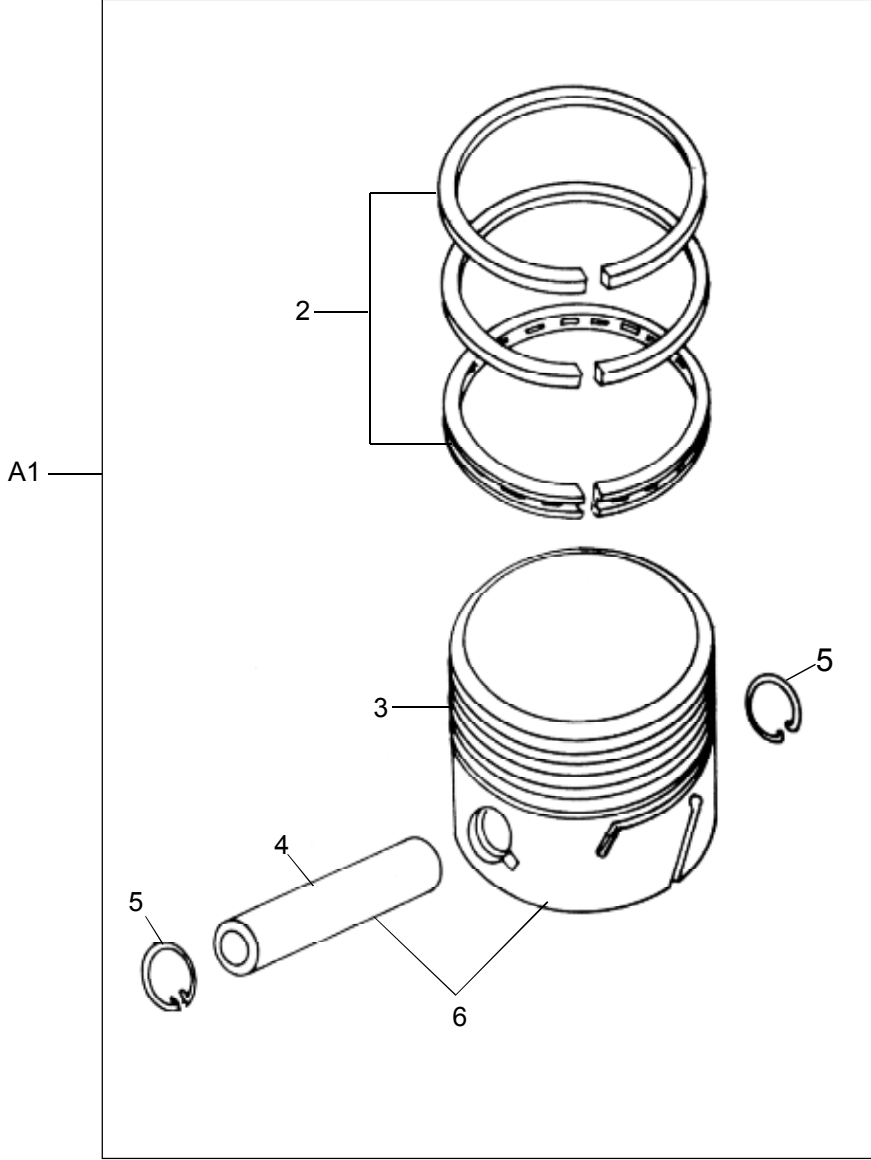
NEW TYPE



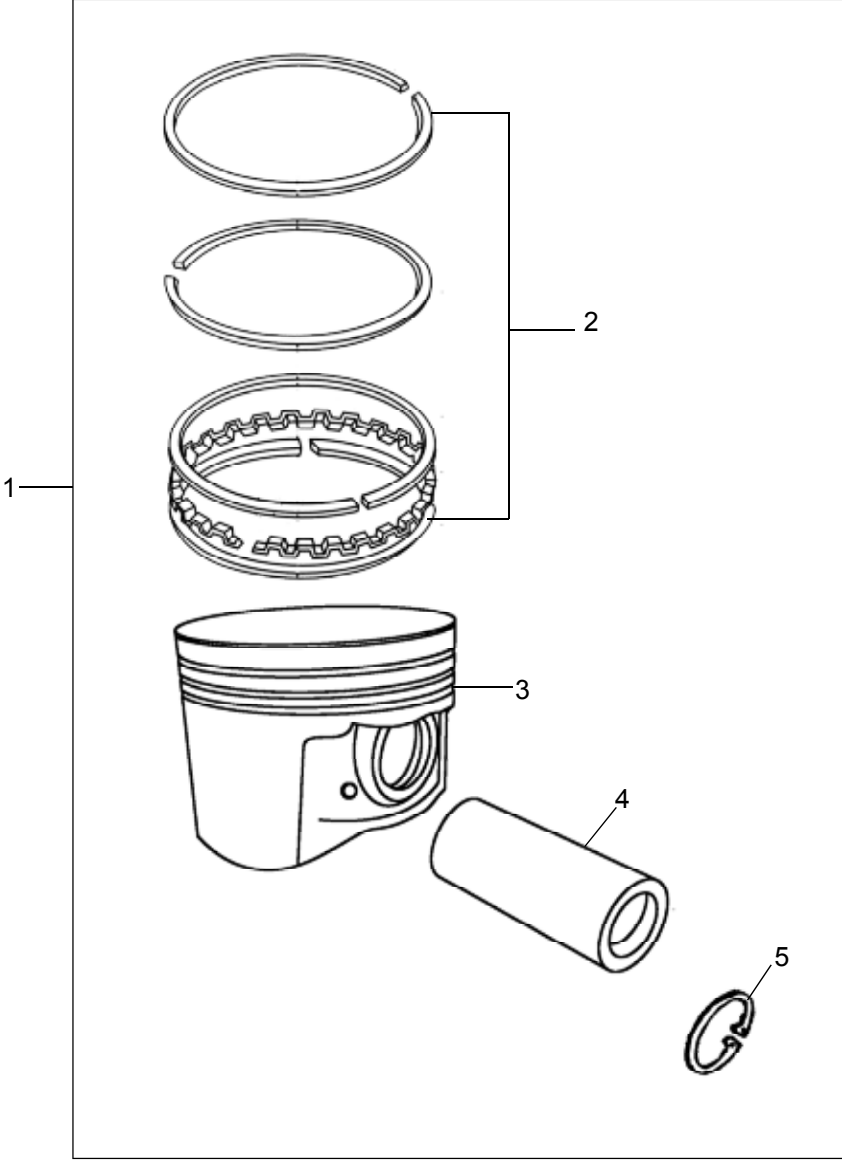
02-30 PISTON AND RINGS

Key No.	Part Numbers		Description	Qty.	350								BU 500	Lightning			Bu Mach		T Bird		Remarks	MOQ	
	New	Old			Std	Dlx	Mac	Cam	Elec 4S		Elec 5S			500	500	535	535 ES	A350	A500	KS			ES
									KS	ES	KS	ES											
A1	888235		Piston, Pin, Circlip & Ring Set Assembly	1	●														3 Rings Type	1			
1	110024	110085	Piston C/W Rings - 350cc	1	●	●	●	●	●	●	●								SB - 303	1			
	500240/A	500240	Piston assy with rings - 350cc	1											●		●	●		1			
	510240/A		Piston assy with rings - A500	1												●				1			
	142438	170442	Piston assy 500cc C/W Rings	1							●	●	●	●					For 535 engine, use Bu 500 piston and barrel, SB-049	1			
	111825	110993	Piston assy with rings - 0.020" O/S	1	●	●	●	●	●	●	●									1			
			Piston assy with rings - 0.020" O/S	1								●	●						142935				
	111826	110994	Piston assy with rings - 0.040" O/S	1	●	●	●	●	●	●	●									1			
2	147236/A		Piston ring set - Standard (Set of 5 Rings type)	1	●	●	●	●	●	●										1			
	112052		Piston ring set - Standard (Set of 3 Rings type)	1	●	●	●	●	●	●									SB - 446,				
	142804		Piston ring set - Standard	1							●	●							SB - 049	1			
	144164/1		Piston ring set - Standard (3 rings type)	1									●	●					Top, Middle & Scrapper	1			
	500241		Piston ring set - Standard	1											●		●	●		1			
	510241/A		Piston ring set - Standard	1												●				1			
	112053		Piston ring set - 0.020" O/S	1	●	●	●	●	●	●									SB - 201				
	142805		Piston ring set - 0.020" O/S	1							●	●											
	112054		Piston ring set - 0.040" O/S	1	●	●	●	●											SB - 201				
3			Piston - Standard - 350cc	1	●	●	●	●	●	●									147192/A, SB-446	1			
		146366/A	Piston - Standard - ovality 350cc	1	●	●	●	●	●	●									Ref. A1, SB-446				
			Piston - Standard	1							●	●							170400 Ref. Key No. 1	1			
			Piston - Standard - A500	1												●			510202/B	1			
			Piston - Standard	1											●		●	●	500202/1	1			
			Piston - Standard (87mm 535)	1									●	●					144162				
			Piston - 0.020" O/S (M.P)	1							●	●							170406				

OLD TYPE

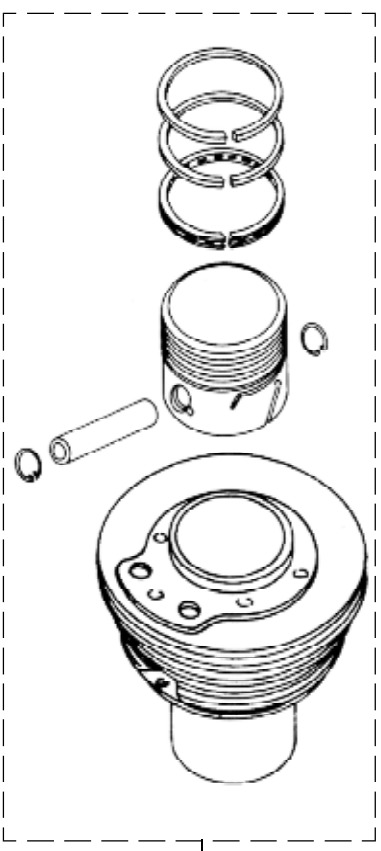
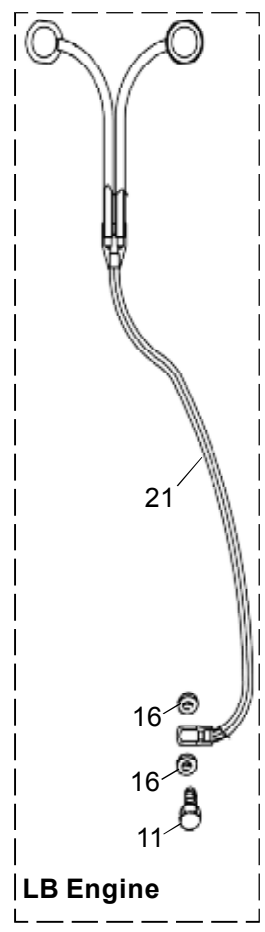
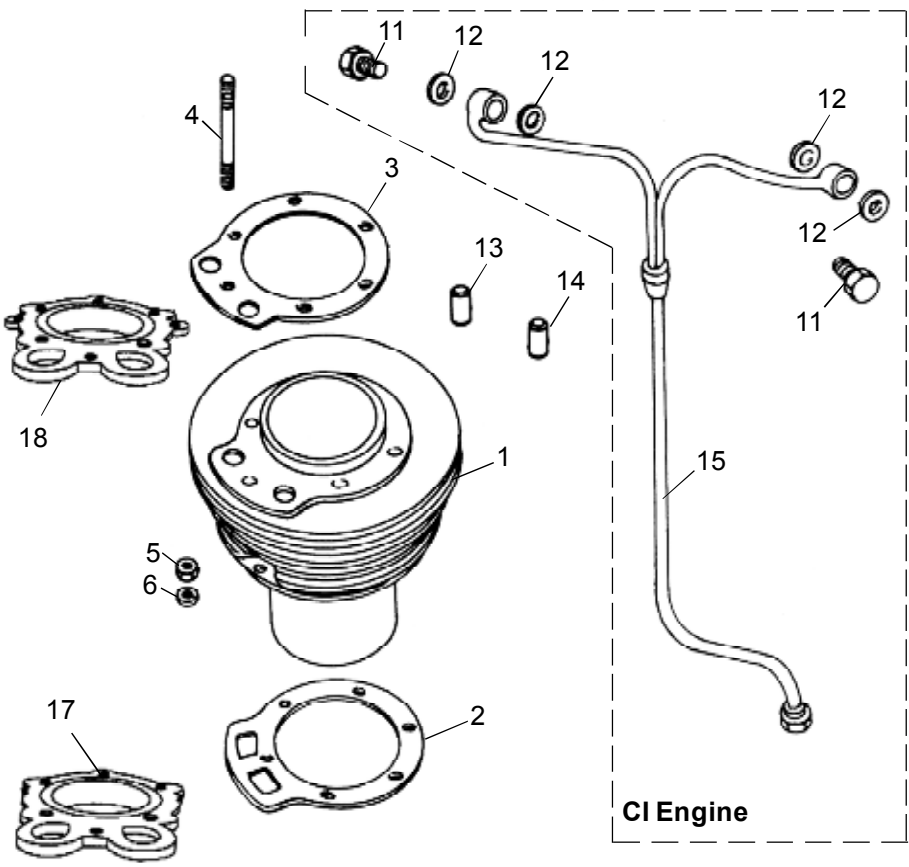
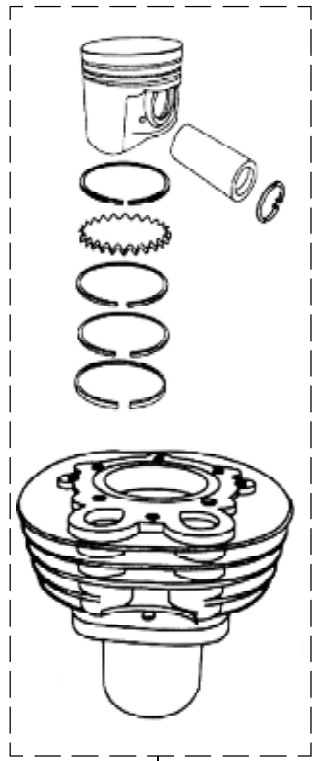
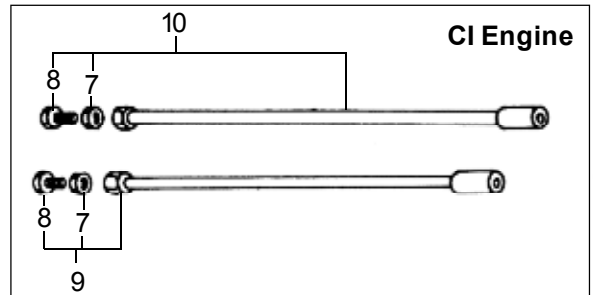
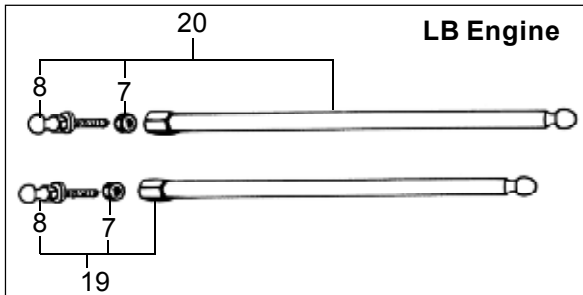


NEW TYPE



02-35 CYLINDER BARREL, PUSH ROD & ROCKER OIL PIPE (ROP)

A3
Key Nos.
12, 15,
(36 in Group 02-15)



A2

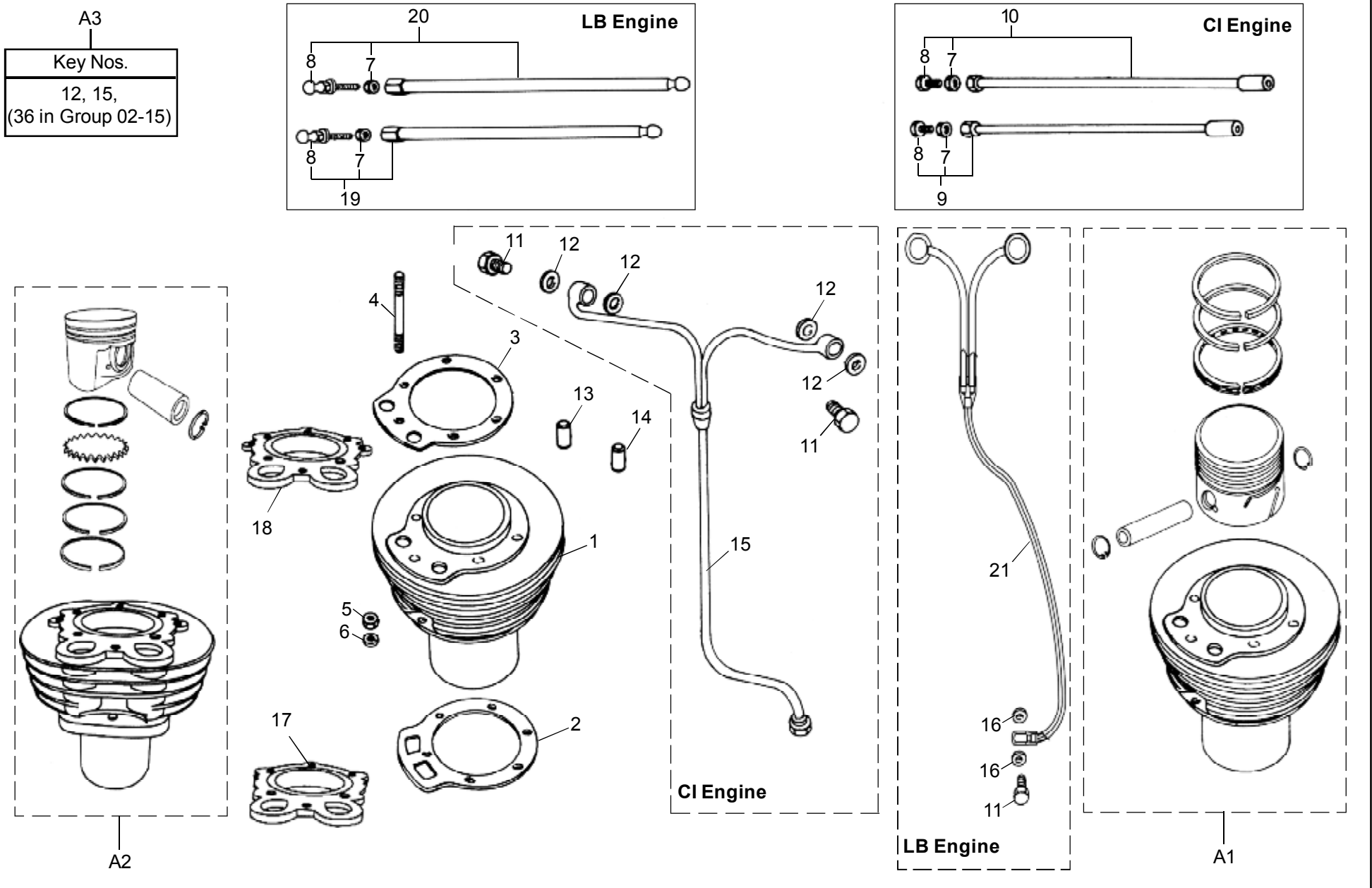
LB Engine

A1

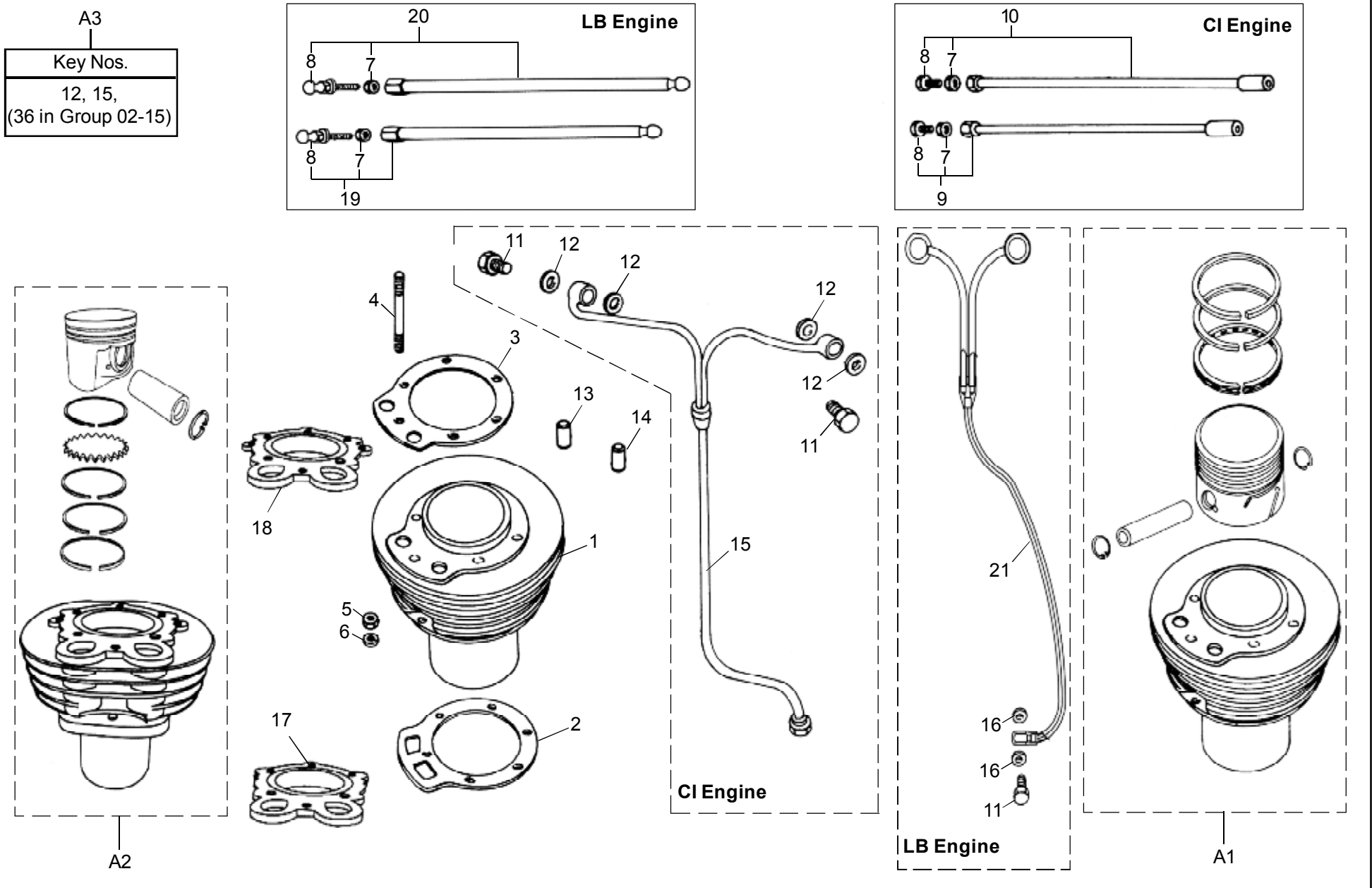
02-35 CYLINDER BARREL, PUSH ROD & ROCKER OIL PIPE (ROP)

Key No.	Part Numbers		Description	Qty.	350								BU 500	Lightning			Bu Mach		T Bird		Remarks	MOQ	
	New	Old			Std	Dlx	Mac	Cam	Elec 4S		Elec 5S			500	500	535	535 ES	A350	A500	KS			ES
									KS	ES	KS	ES											
A1	144068		Cylinder barrel & Piston kit (Set of 3 rings type)	1	●	●	●	●	●	●	●									1			
	146910		Cylinder barrel & Piston kit (Set of 5 rings type)	1	●	●	●	●	●	●	●									1			
	597107		Cylinder barrel & Piston kit	1							●	●								1			
			Cylinder barrel & Piston kit	1									●	●						597109	1		
A2	597072		Cylinder barrel & Piston kit - A350	1											●		●	●		1			
	597399		Cylinder barrel & Piston kit - A500	1												●				1			
A3	597277		Oil Pipe Assembly	1											●	●	●	●		1			
1	805009		Cylinder barrel 350cc Black- Modified (Metric)	1	●	●	●	●	●	●	●									SB-372,482			
			Cylinder barrel (Inches) Black - 500cc	1							●	●								805002, Before July 2002			
			Cylinder barrel 500cc (Metric) - 500cc	1							●	●								805006, SB-224, After July 2002			
			Cylinder barrel 500cc (Inches) - 535cc	1							●	●								805004, Before July 2002			
			Cylinder barrel 535cc (Metric) - 535cc	1									●	●						805007, SB-215, After July 2002			
			Cylinder barrel (Inches) Black - 350cc	1	●	●	●	●												805001, Before June '01			
			Cylinder barrel (Metric) Black - 350cc	1	●	●	●	●												805005, SB-213 After June 2001			
		500115/E	500115/D	Cylinder barrel assembly A350 (Height Increase)	1											●		●	●	805003			
		801548	510115/D	Cylinder barrel assembly A500cc Black	1												●			SB-472, 489	1		
			Cylinder barrel assembly A350 Black	1											●				801553, SB-489	1			
2	144622		Gasket - Barrel base	1	●	●	●	●												SB - 372	1		
	146545/B		Gasket - Barrel base (1mm thick)	1	●	●	●	●	●	●	●										1		
	144628		Gasket - Barrel base	1							●	●	●	●							1		
3			Gasket - Cylinder head	1	●	●	●	●												110009/5, SB-372,373			
	146843/B		Gasket - Cylinder head	1	●	●	●	●	●	●	●									SB - 501	1		
	142617		Cylinder Head Gasket 500cc	1							●	●	●	●							1		

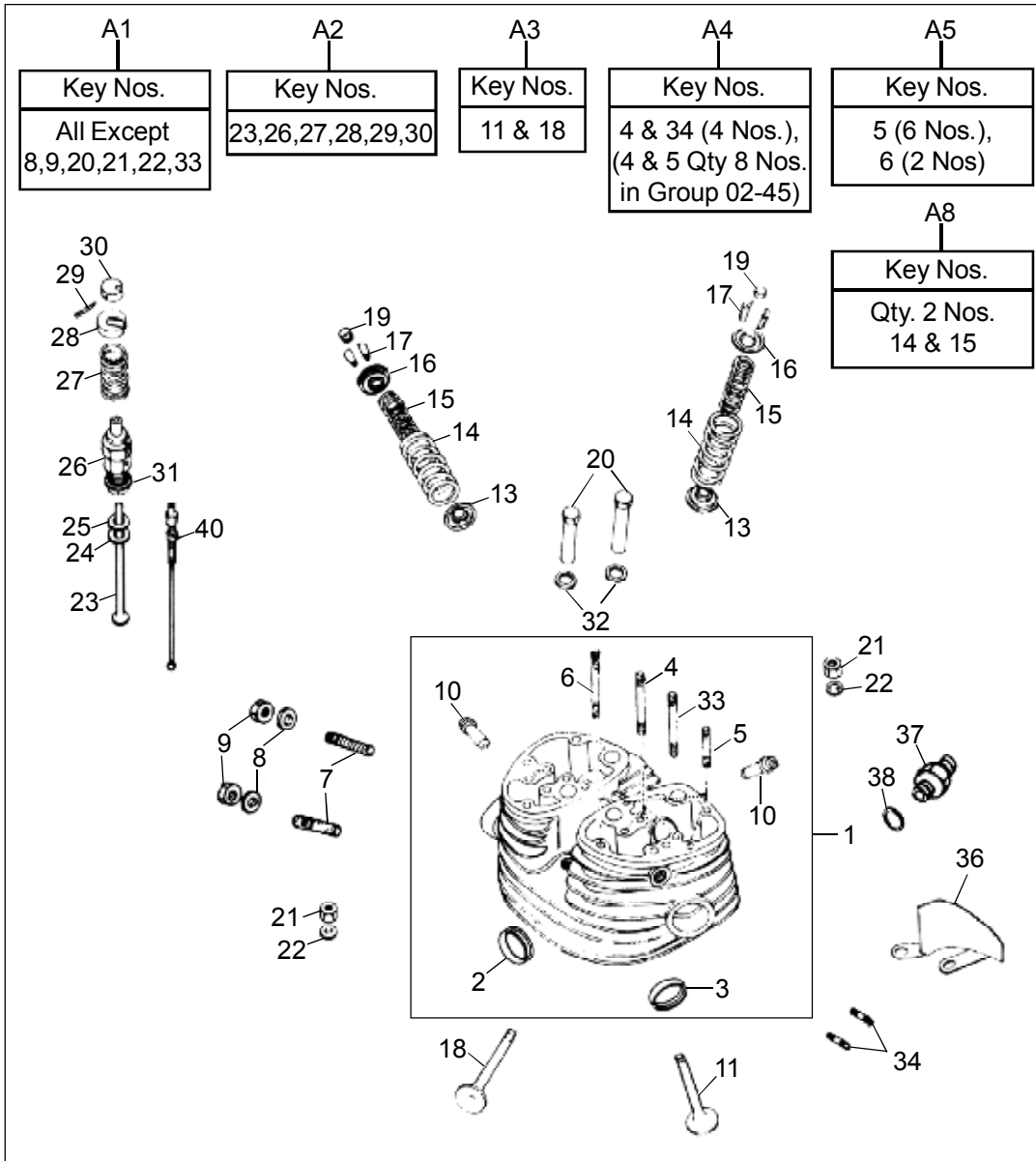
02-35 CYLINDER BARREL, PUSH ROD & ROCKER OIL PIPE (ROP)



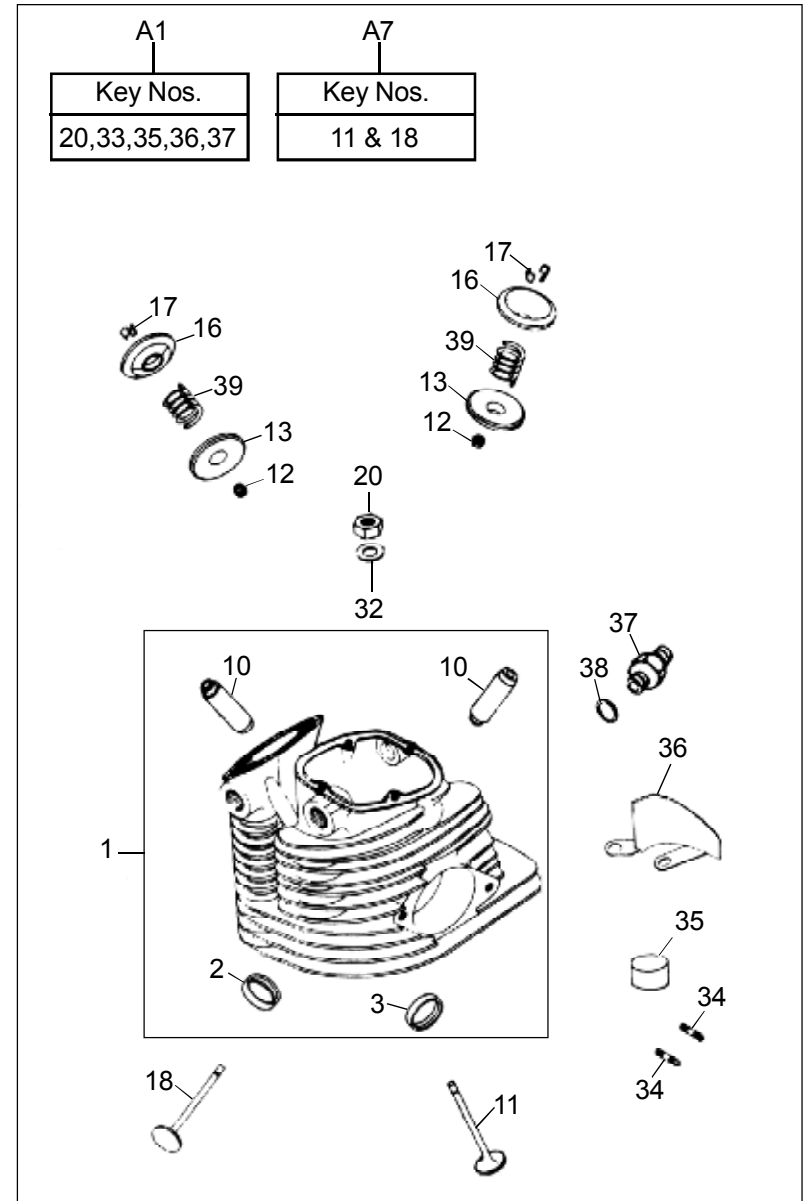
02-35 CYLINDER BARREL, PUSH ROD & ROCKER OIL PIPE (ROP)



02-40 CYLINDER HEAD



350, 500, 535

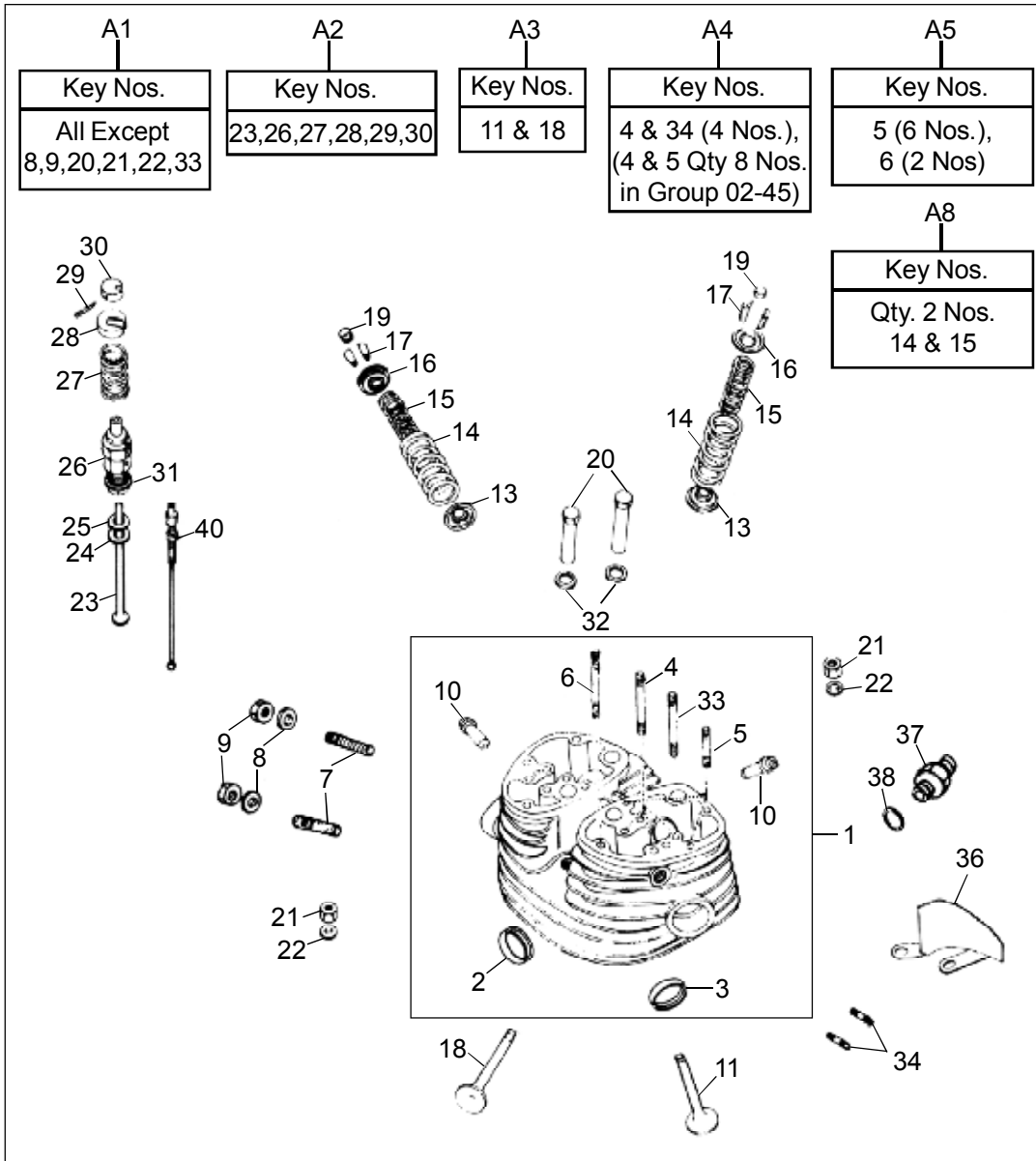


A350, A500, THUNDERBIRD

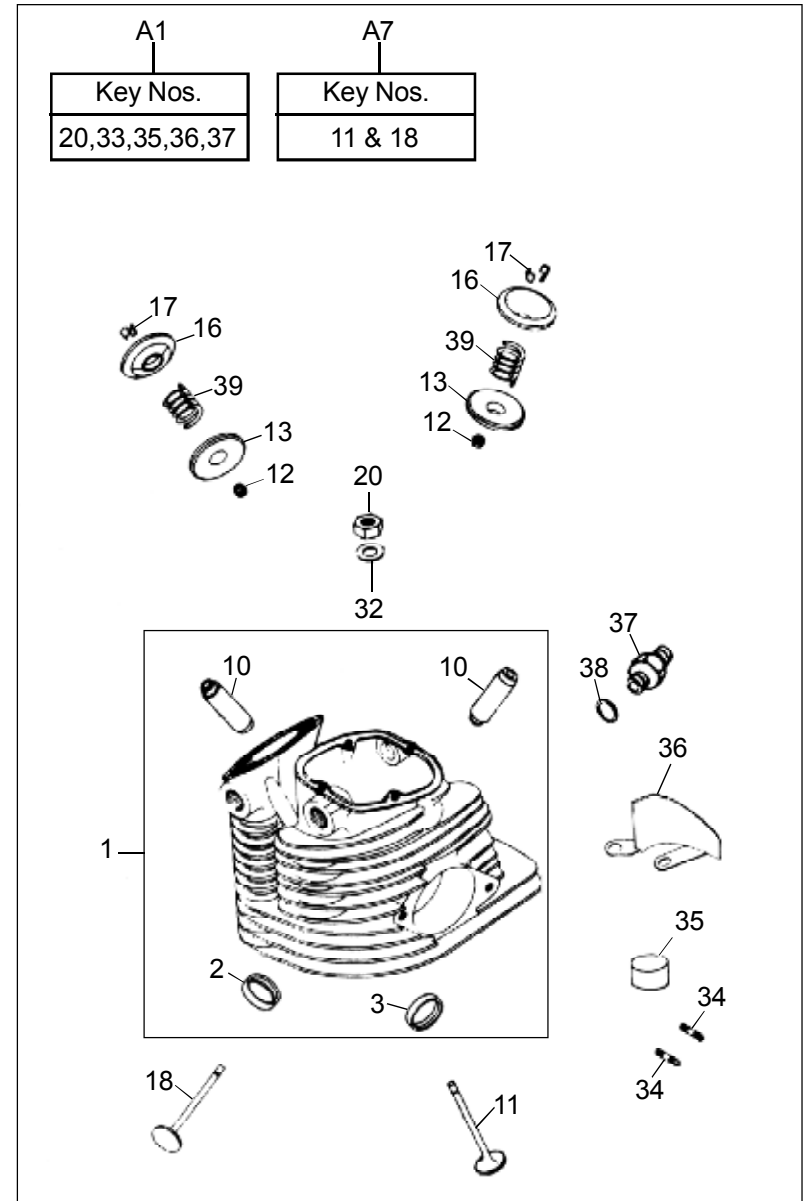
02-40 CYLINDER HEAD

Key No.	Part Numbers		Description	Qty.	350								BU 500	Lightning			Bu Mach		T Bird		Remarks	MOQ	
	New	Old			Std	Dlx	Mac	Cam	Elec 4S		Elec 5S			500	500	535	535 ES	A350	A500	KS			ES
									KS	ES	KS	ES											
A1	140778		Cylinder head assembly (with Valve and Valve Spring)	1	●	●	●	●											SB - 349 without PAV	1			
	146744/A		Cylinder head assembly (Boss provided for PAV)	1	●				●	●	●	●									1		
	500958/A	500323	Cylinder head assembly (Old oil circuit)	1											●					SB-219, <June '02	1		
	500292/A		Cylinder head assembly (New oil Circuit)	1											●		●	●	For Mach, After June 2002 SB - 354	1			
	144500/E	144500	Cylinder head assembly	1							●	●	●	●							1		
	146181/A		Cylinder head assembly, (500cc) KS	1							●	●								Sintered valve seat	1		
	146182/A		Cylinder head assembly, (500cc) ES	1							●	●								Sintered valve seat	1		
	521258/A		Cylinder head assembly (Boss provided for PAV)	1											●		●	●	SB - 354		1		
	510958/A		Cylinder head assembly A500	1												●					1		
	146184/A		Cylinder head 500cc sub assy. ES Sintred Valve Seat	1							●	●									1		
A2	141207		Decompressor assembly with cable	1	●	●	●	●	●	●	●	●	●								1		
			Decompressor assembly with cable	1									●	●						560136			
	140790		Decompressor assembly without cable																				
A3	597405	112075	Valve kit 350cc	1	●	●	●	●													1		
A4	597387		Rocker Bearing Stud Kit	1	●	●	●	●			●	●	●	●							1		
A5	597388		Rocker Cover Stud Kit	1	●	●	●	●	●	●	●	●	●	●							1		
A6			Valve major repair Kit (350cc)	1																	1		
A7	597065		Valve Kit (350cc) AVL	1										●		●	●				1		
A8	112056		Valve Spring Kit (350cc)	1	●	●	●	●	●	●	●	●									1		
1	111178/A	144722	Cylinder head with fixed fittings (without Valve & Valve Spring)	1	●	●	●	●													1		
	146745/B		Cylinder head sub assy. New (without Valve & Valve Spring)	1	●	●	●	●	●	●	●	●								SB-349, without stud, bigger banjo hole	1		
		146746	Cylinder head	1					●	●	●	●											
			Cylinder head with fixed fittings (Old oil circuit)	1											●					500291/A, <June '02 SB - 220, 354	1		

02-40 CYLINDER HEAD



350, 500, 535

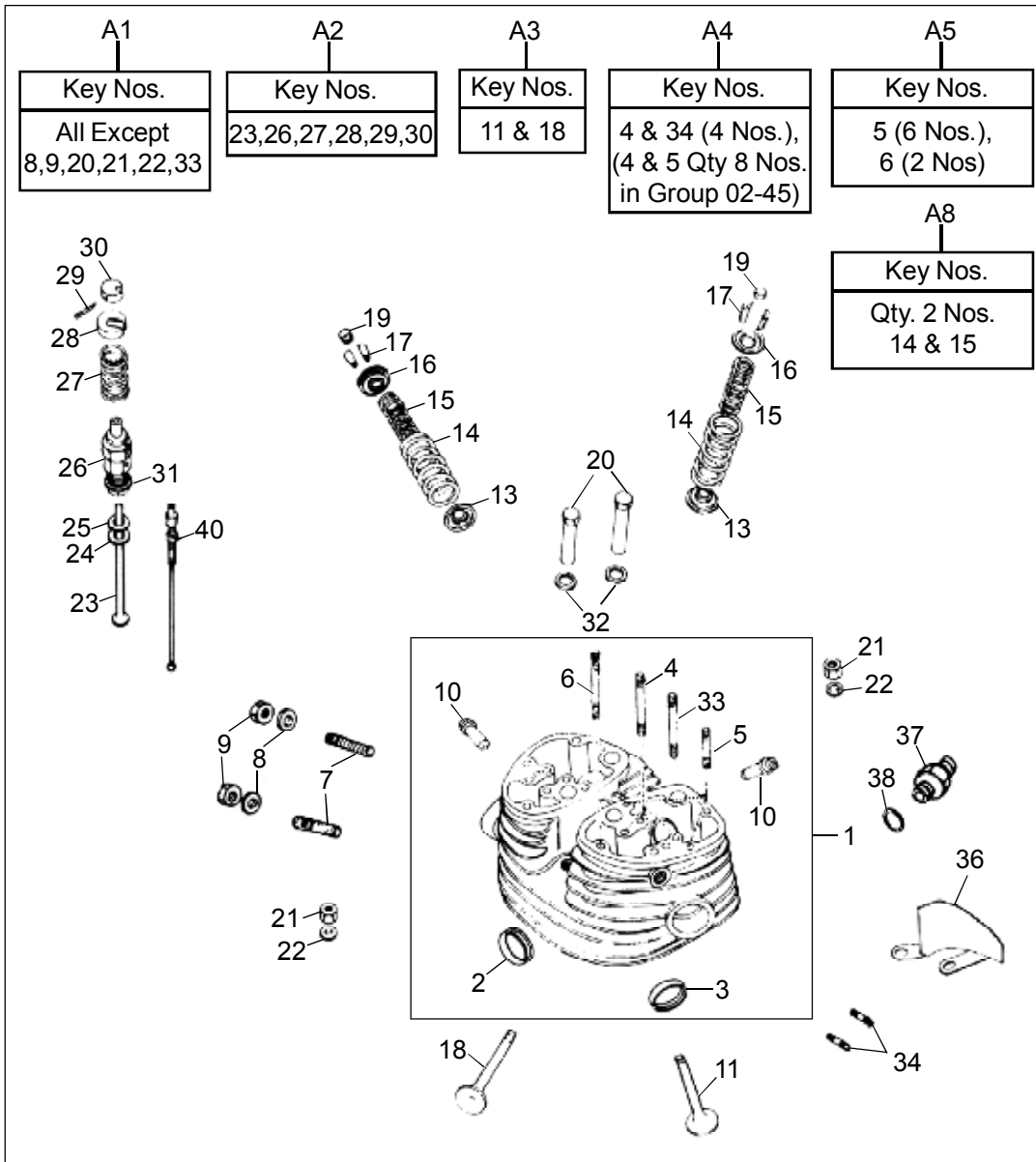


A350, A500, THUNDERBIRD

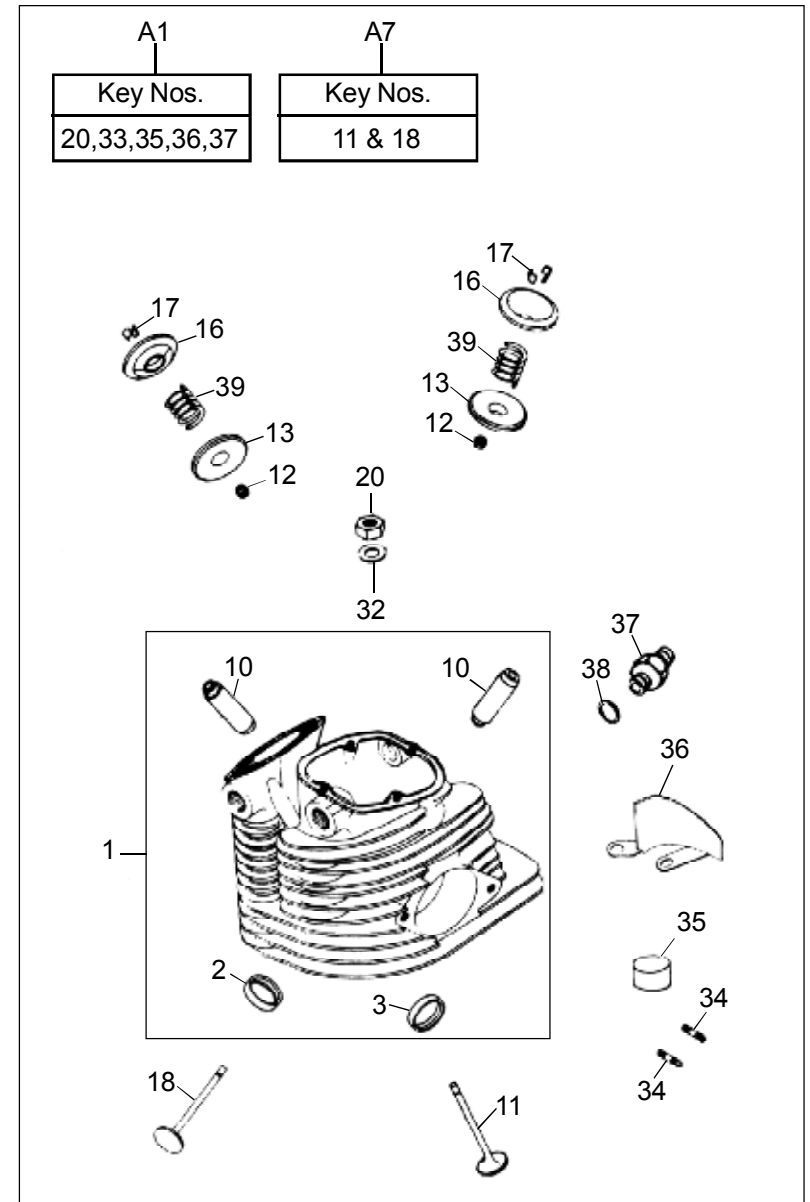
02-40 CYLINDER HEAD

Key No.	Part Numbers		Description	Qty.	350								BU 500	Lightning			Bu Mach		T Bird		Remarks	MOQ	
	New	Old			Std	Dlx	Mac	Cam	Elec 4S		Elec 5S			500	500	535	535 ES	A350	A500	KS			ES
									KS	ES	KS	ES											
			Cylinder head with fixed fittings (New oil circuit)	1															For Mach, After June 2002 500301, SB - 220	1			
1	144159/A	144388/6	Cylinder head with fixed fittings assembly	1								•	•	•	•					1			
	521259/A		Cylinder head with fixed fittings	1											•			•	•	SB-354			
	510301/A		Cylinder head with fixed fittings, Sub assembly A500	1												•				1			
2	144773/A		Valve seat insert (inlet)350cc	1	•	•	•	•	•	•	•									1			
			Valve seat insert - Inlet	1											•			•	•	500302/3			
	510302/A		Valve seat insert - Inlet	1												•				1			
												•	•	•	•					SB-278, 144775			
	145074/A		Valve seat insert - Inlet 500	1								•	•	•	•					SB-278	1		
3	144774/A		Valve seat insert - Exhaust	1	•	•	•	•	•	•	•									1			
	500303/C	500303/2	Valve seat insert - Exhaust	1											•			•	•		1		
	510303/A		Valve seat insert - Exhaust	1												•				1			
												•	•	•	•					SB-278, 144776	1		
	145075/A		Valve seat insert - Exhaust 500	1								•	•	•	•					SB-278	1		
4	140008/3		Stud - Rocker bearing	4	•	•	•	•	•	•	•	•	•	•						SB-656	20		
	144440		Stud - Rocker bearing 1/4" Dia x 26 TPI (Inches)	4	•				•	•	•	•	•							10			
5	140007		Stud - Short - Rocker box	6	•	•	•	•	•	•	•	•	•	•						40			
6	140566		Stud - Long - Rocker box	2	•	•	•	•	•	•	•	•	•	•						20			
7	143285/2		Stud - 5/16" CEI x 52	2					•	•			•	•	•	•				1			
8	144600/A		Wahser	2	•	•	•	•	•	•	•	•	•	•						25			
9	140079/5		Hex. Nut. 5/16 CEI	2	•	•	•	•	•	•	•	•	•	•	•	•				50			
10	144836/E	140601	Valve guide - Std	2	•	•	•	•	•	•	•	•	•	•						SB - 022	1		
			Brass Valve guide - Std	2	•	•	•	•	•	•	•	•	•	•						SB-022,046, 142618	1		
	500304/B		Valve guide - Std	2											•	•	•	•		2			
	140925	144476	Valve Guide - 0.003" oversize	2	•	•	•	•				•	•	•	•					1			
			Valve Guide - 0.005" oversize	2	•	•	•	•				•	•	•	•					144477			

02-40 CYLINDER HEAD



350, 500, 535

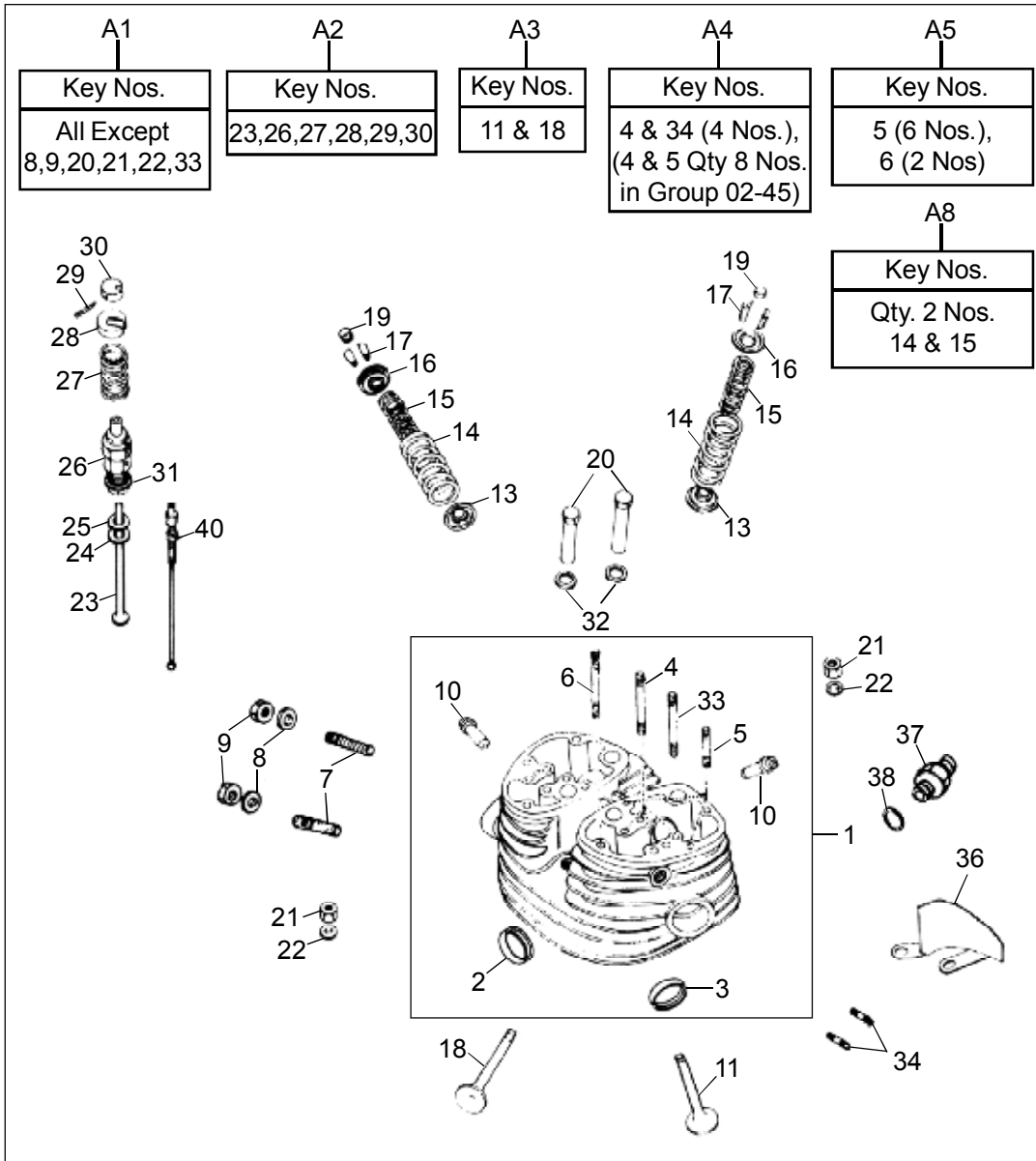


A350, A500, THUNDERBIRD

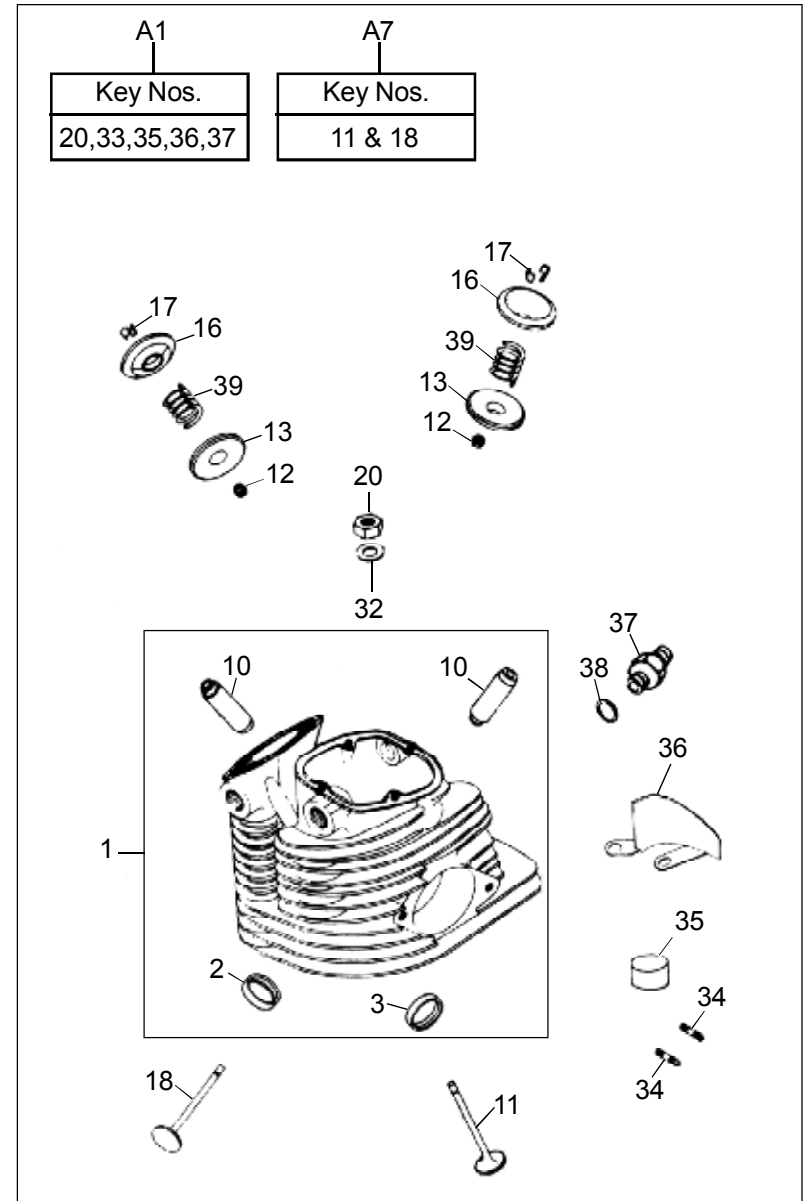
02-40 CYLINDER HEAD

Key No.	Part Numbers		Description	Qty.	350								BU 500	Lightning			Bu Mach		T Bird		Remarks	MOQ	
	New	Old			Std	Dlx	Mac	Cam	Elec 4S		Elec 5S			500	500	535	535 ES	A350	A500	KS			ES
									KS	ES	KS	ES											
10	146694/A		Valve Guide - 0.075mm oversize	2					•	•	•	•							SB - 348, 382	2			
	146695/A		Valve Guide - 0.125mm oversize	2					•	•	•	•							SB - 348, 382	2			
	144494/6		Valve Guide - Std Aluminium Bronze	2								•								2			
11	146041/A	144449/4	Exhaust Valve 350cc	1	•	•	•	•											SB-348,Alt.No.146041/A LTD				
	146041/A		Valve Exhaust	1	•	•	•	•	•	•	•	•							SB - 348	1			
	500325/A		Valve Exhaust	1											•		•	•	SB - 495	1			
	510325/A		Valve Exhaust	1												•			SB - 485	1			
	145984/A	144498/3	Exhaust Valve 500cc	1								•	•	•	•				SB-278,Alt.No.145984/A LTD	1			
	145984/A		Valve Exhaust Bu. 500cc	1							•	•	•	•					1				
12	146680/A		Seal, valve stem	2	•	•	•	•	•	•	•	•							SB - 348, Before 2005	2			
	500322/A		Seal, valve stem	2											•		•	•		2			
13	140001/C		Collar - Valve spring bottom	2	•	•	•	•	•	•	•	•	•	•	•				SB-370	1			
	500347/B	500347/A	Seat, Spring Valve	2											•		•	•		20			
14	140004/8		Valve spring outer	2	•	•	•	•	•	•	•								SB-045	4			
	142202/A		Valve spring outer	2								•	•	•	•					2			
15	140003/A		Valve spring inner	2	•	•	•	•	•	•	•									5			
	142201/A		Valve spring inner	2								•	•	•	•					10			
16	146421/A	144443/A	Collar - Valve spring top	2	•	•	•	•	•	•	•	•	•	•	•				SB-340, Interchangeable	1			
	500352/A		Retainer, Valve spring	2											•		•	•		5			
17	140005/B		Valve Collet	4	•	•	•	•	•	•	•	•	•	•	•					30			
	500307/C	500307/B	Valve Collet	4											•		•	•		20			
18			Valve inlet	1	•	•	•	•											SB-348, 144448/3				
	146040/A		Valve inlet	1	•	•	•	•	•	•	•								SB - 348	1			
	500324/A		Valve inlet	1											•		•	•	SB - 495	1			

02-40 CYLINDER HEAD



350, 500, 535

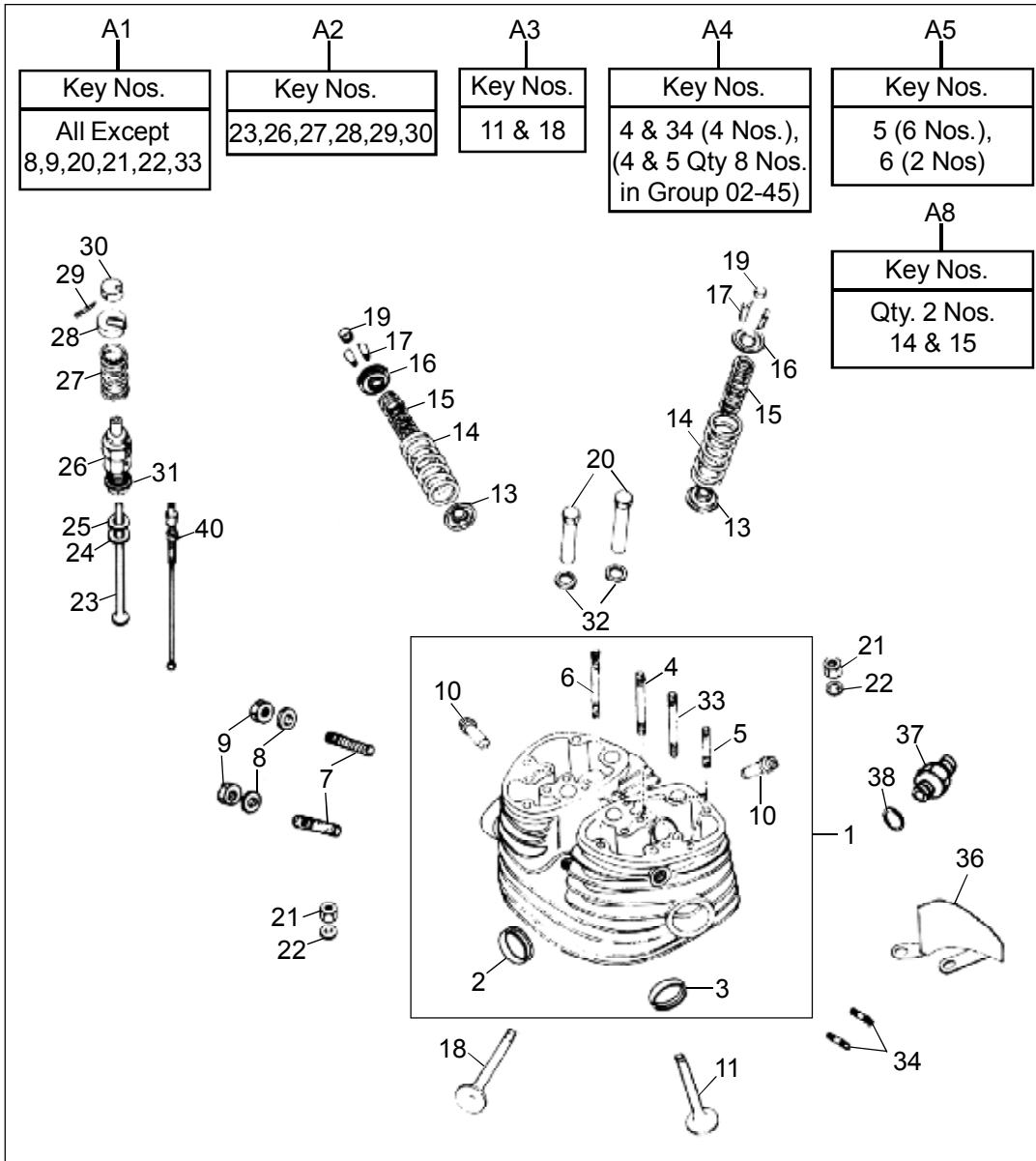


A350, A500, THUNDERBIRD

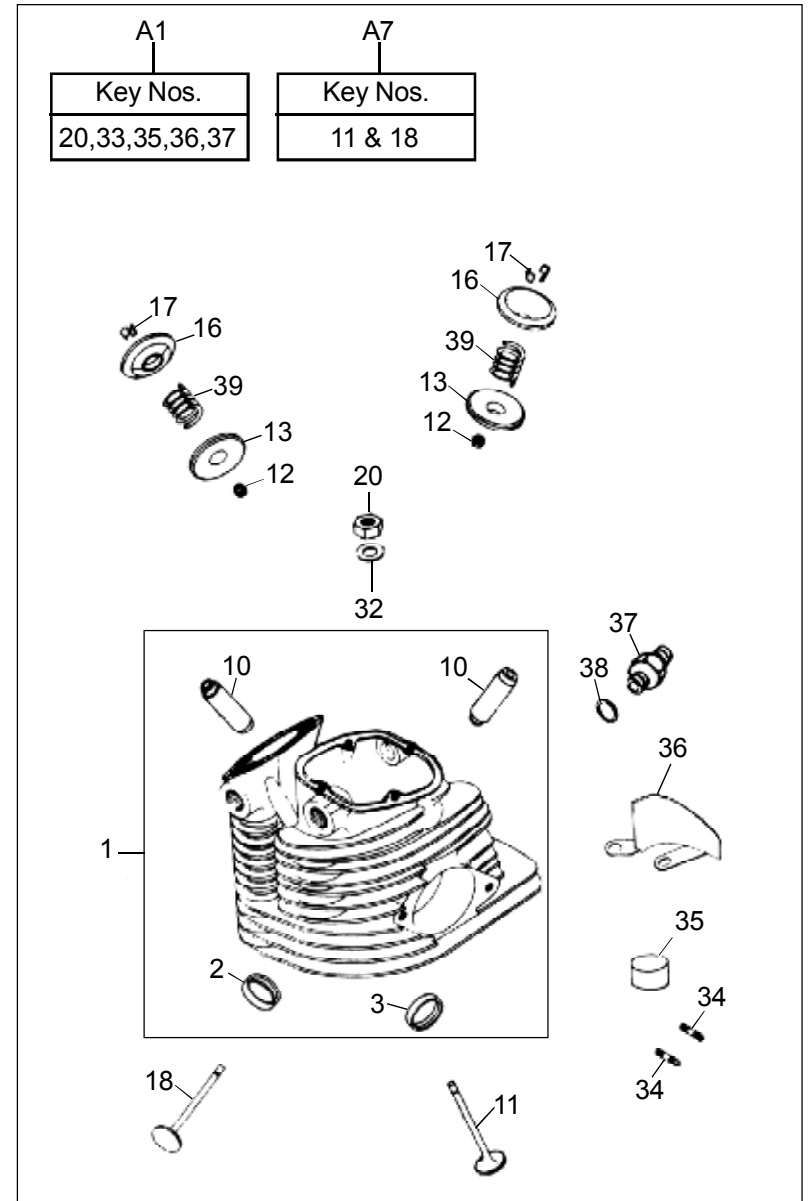
02-40 CYLINDER HEAD

Key No.	Part Numbers		Description	Qty.	350								BU 500	Lightning			Bu Mach		T Bird		Remarks	MOQ	
	New	Old			Std	Dlx	Mac	Cam	Elec 4S		Elec 5S			500	500	535	535 ES	A350	A500	KS			ES
									KS	ES	KS	ES											
18	510324/A		Valve inlet	1															SB - 485	1			
	144499/2		Valve inlet	1							•	•	•	•						1			
19	140006/B		Valve stem cap	2	•	•	•	•			•	•	•	•					SB - 348, < 2005	1			
20	110081/B		Nut, Cylinder head (Inches)	4	•	•	•	•	•										SB - 213, < June 2002	1			
	145106/B	145106/A	Nut, Cylinder head (Metric) - Stud nut M8	4	•	•	•	•	•	•									SB - 213, > June 2002	1			
			Hex. Nut, Cylinder head M8 x 1.25	6											•		•	•	500320/A	1			
			Hex. Nut, Cylinder head M8 x 1.25	6											•		•	•	500803/A	1			
			Hex. Nut, Cylinder head STUD 5/6" x 26 TPI (Inches)	4							•	•	•	•					142203/A, SB-215 SB-224, < July 2002				
			Cylinder head stud nut (E), M8*1.25	4							•	•	•	•					SB-215, 224, > July '02	1			
		586005/A	145867/A	Nut, Cylinder head	6	•				•	•	•	•	•	•	•	•	•		30			
21	140144		Hex. Nut, 5/16"CEI Cylinder head stud (Inches)	2	•	•	•	•	•		•	•	•	•					Before July 2002	20			
	145112/A		Nut, Cylinder head stud (Metric) M8	2	•	•	•	•	•	•	•	•	•	•					After July 2002 SB-213,215,224,252	30			
22	144600/A		Washer	2	•	•	•	•	•	•	•	•	•							50			
23	140099/A		Decompressor Valve	1	•	•	•	•	•	•	•	•	•							1			
24	140097/3		Washer	1	•	•	•	•	•	•	•	•	•							40			
25	140098/1		Washer	1	•	•	•	•	•	•	•	•	•							40			
26	140867/8		Decompressor body (without Cable)	1	•	•	•	•	•	•	•	•	•							1			
27	140100/A		Spring, Decompressor valve	1	•	•	•	•	•	•	•	•	•							40			
28	140101/B		Spring cap	1	•	•	•	•	•	•	•	•	•							1			
29	113030/5	110320/3	Split pin	1	•	•	•	•	•	•	•	•	•							1			
30	140103/C		Cable block - Decompressor	1	•	•	•	•	•	•	•	•	•							1			
31	140936/1		Washer	1	•	•	•	•	•	•	•	•	•							1			
32	140168/1		Washer	4	•	•	•	•	•	•	•	•	•							50			
			Washer	6											•		•	•	500321/A				

02-40 CYLINDER HEAD

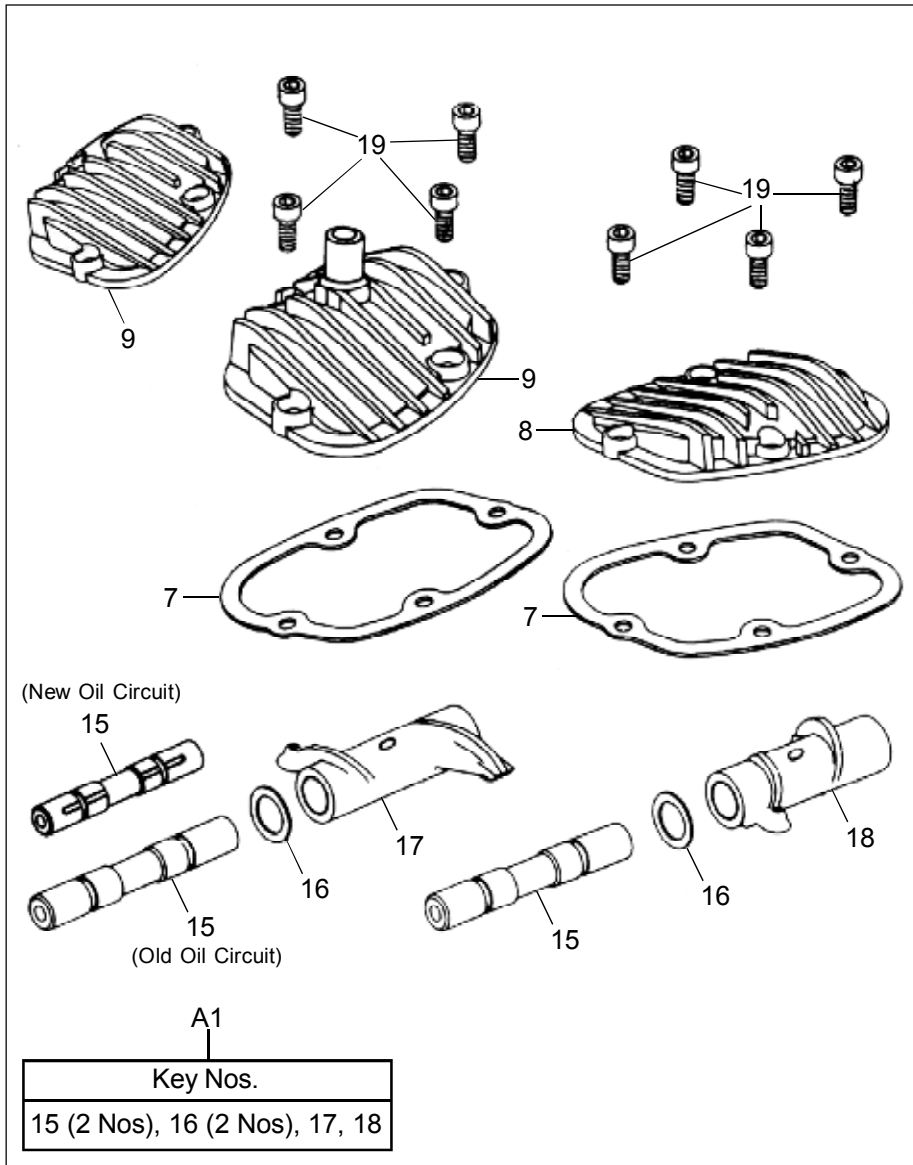


350, 500, 535

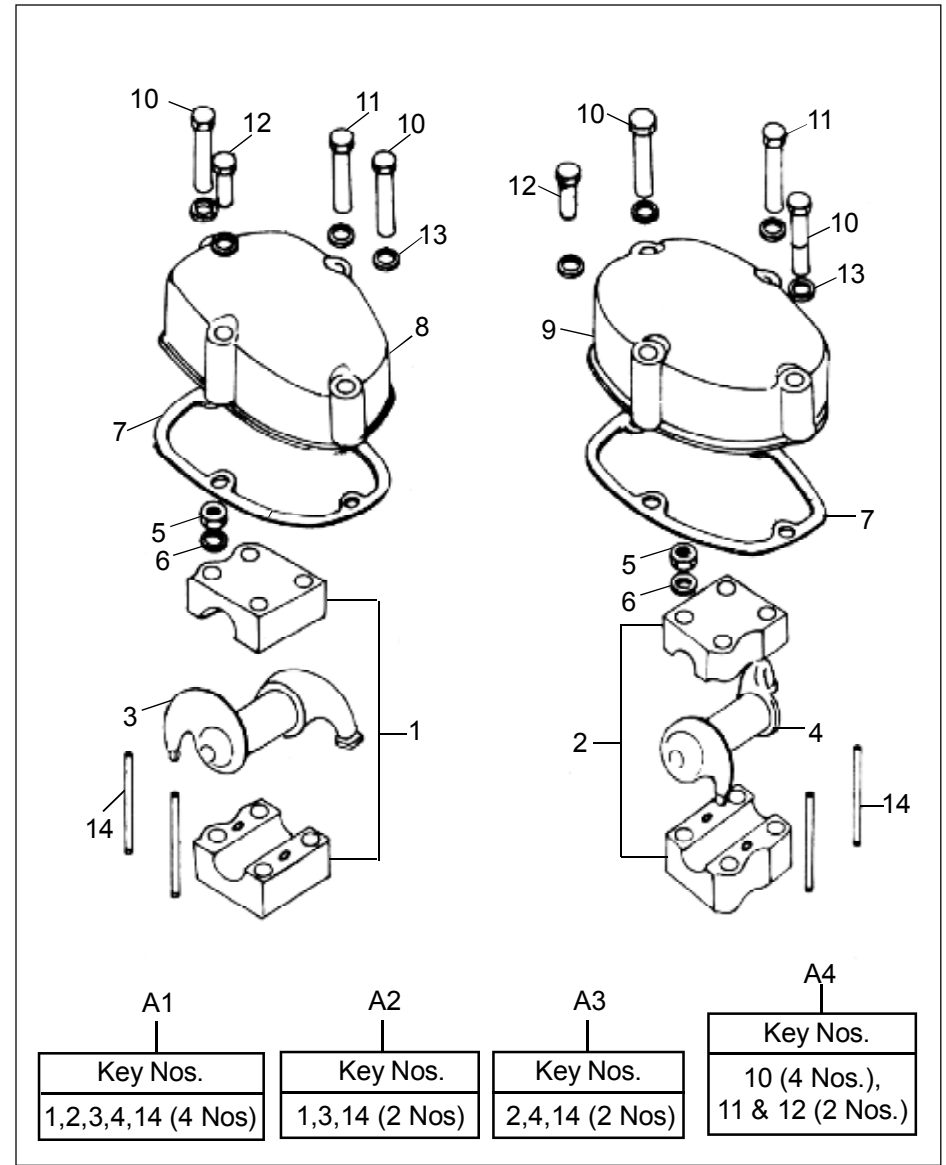


A350, A500, THUNDERBIRD

02-45 ROCKER ASSEMBLY



A350, A500, THUNDERBIRD

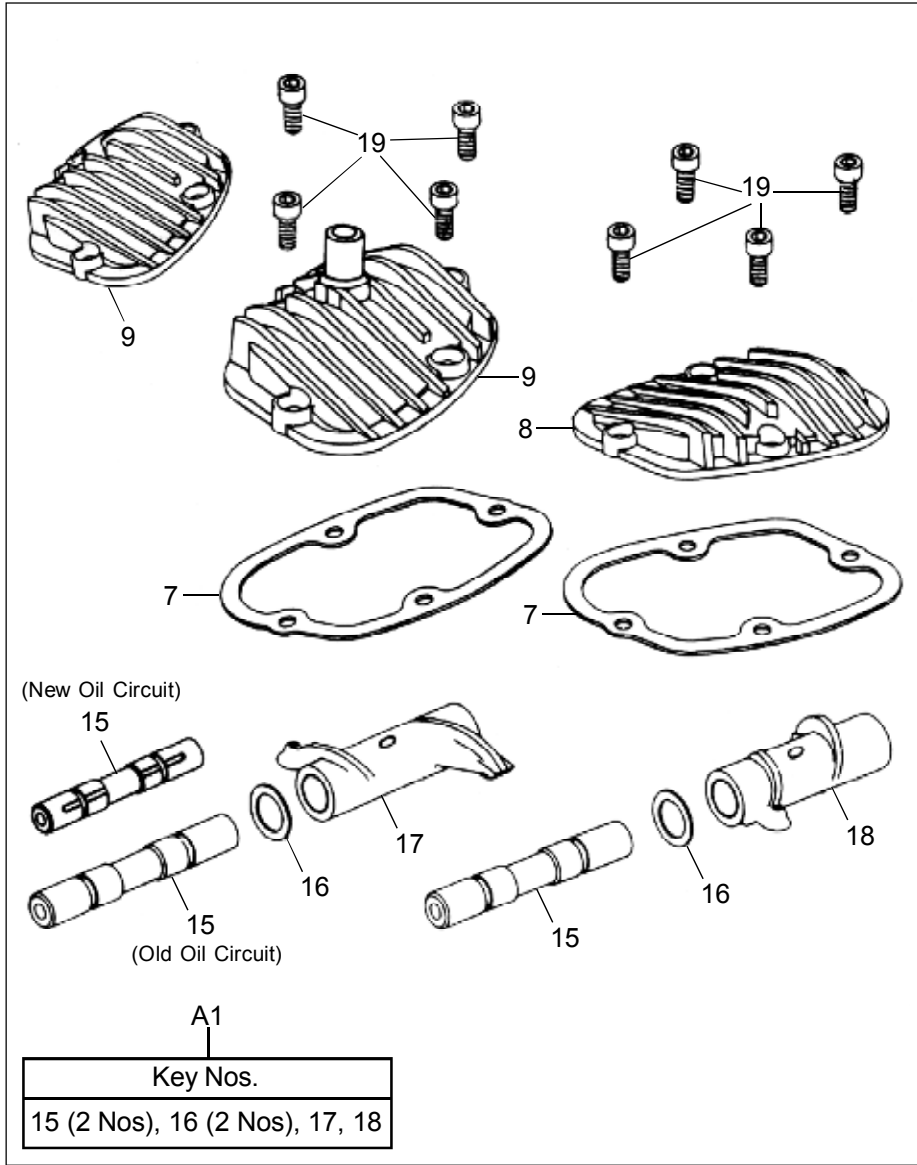


350, 500, 535

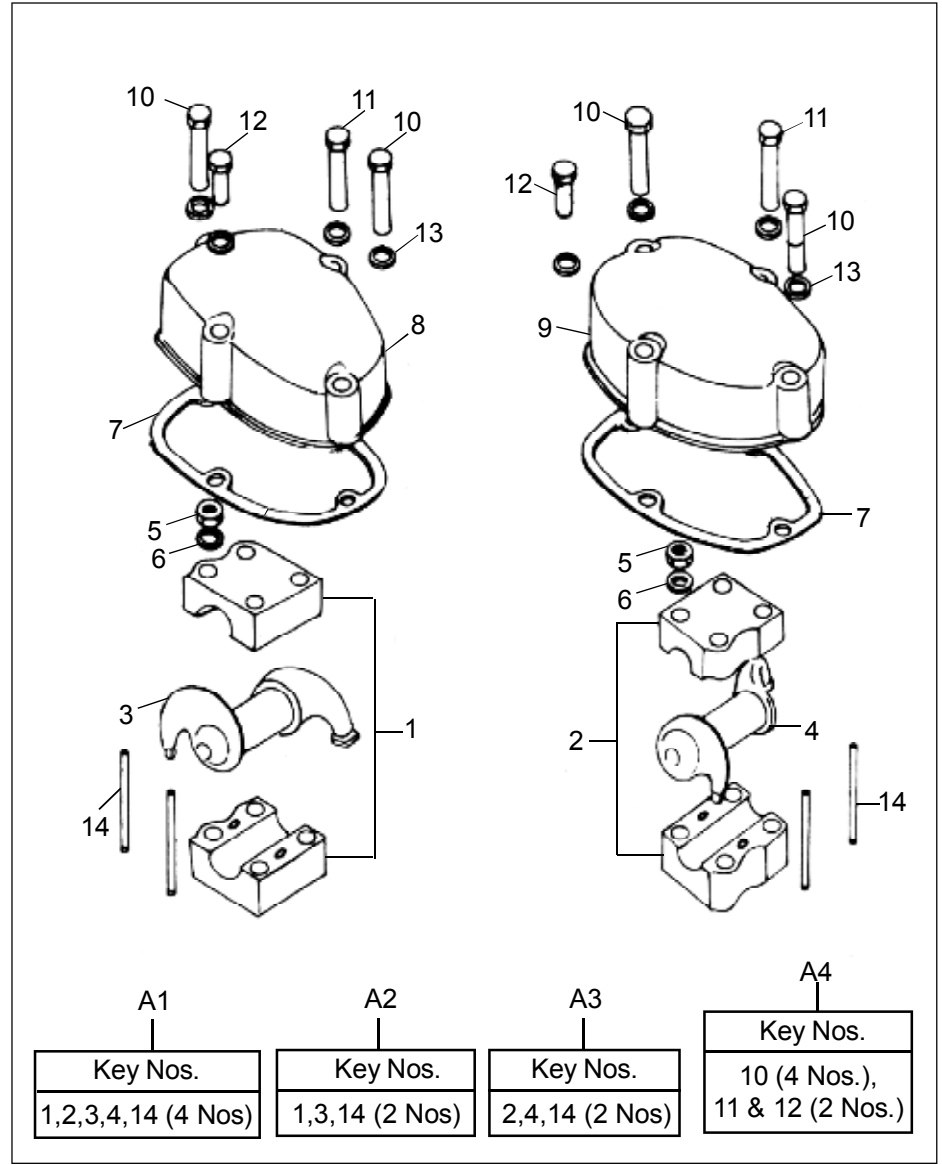
02-45 ROCKER ASSEMBLY

Key No.	Part Numbers		Description	Qty.	350								BU 500	Lightning			Bu Mach		T Bird		Remarks	MOQ	
	New	Old			Std	Dlx	Mac	Cam	Elec 4S		Elec 5S			500	500	535	535 ES	A350	A500	KS			ES
									KS	ES	KS	ES											
A1	597439	141645	Rocker arm and bearing set	1	•	•	•	•	•	•	•	•	•	•						1			
	597067		Rocker assy kit	1											•	•	•	•		1			
A2			Rocker bearing with arm exhaust	1	•	•	•	•	•	•	•	•	•						141647	1			
A3			Rocker bearing with arm Inlet	1	•	•	•	•	•	•	•	•	•						141646	1			
A4	597389		Rocker Cover Nut Kit	1	•	•	•	•	•	•	•	•	•							1			
1			Rocker bearing set, Exhaust	1	•	•	•	•				•	•						140086				
	146683/A		Rocker bearing set, Exhaust, Aluminium	1	•	•	•	•	•	•	•	•	•						SB - 306	1			
			Rocker bearing set, Exhaust	1									•	•					144437 SB-306	1			
			Rocker bearing set, Exhaust, Metal	1	•	•	•	•	•	•		•							145934/A SB-306,382	1			
2			Rocker bearing, Inlet	1	•	•	•	•				•	•						140084	1			
	146682/A		Rocker bearing set, Inlet	1	•	•	•	•	•	•	•	•	•						SB - 306	1			
			Rocker bearing set, Inlet	1									•	•					144436 SB-306	20			
			Rocker bearing set, Inlet	1	•	•	•	•	•	•		•							145935/A	1			
3			Rocker arm, Exhaust - Bullet AMY	1	•	•	•	•				•	•						140089 SB-049				
	146504/A		Rocker arm, Exhaust	1	•	•	•	•	•	•	•	•	•						SB - 306, 391	1			
			Rocker arm, Exhaust	1									•	•					144444/3 SB-306	1			
			Rocker arm, Exhaust, 535cc	1	•	•	•	•	•	•		•							144579, SB-306,348,391	1			
4			Rocker arm, Inlet - Bullet AMY	1	•	•	•	•				•	•						140088 SB-049				
	146503/A		Rocker arm, Inlet	1	•	•	•	•	•	•	•	•	•						SB - 306	1			
			Rocker arm, Inlet	1									•	•					144445/3 SB-306	1			
			Rocker arm, Inlet - 535cc	1	•	•	•	•	•	•		•							144578/C, SB-306, 348				
5	140056/3		Nut	8	•	•	•	•	•	•	•	•	•										
6	586032/B	140090/1	Plain Washer	8	•	•	•	•	•	•	•	•	•						50				

02-45 ROCKER ASSEMBLY



A350, A500, THUNDERBIRD

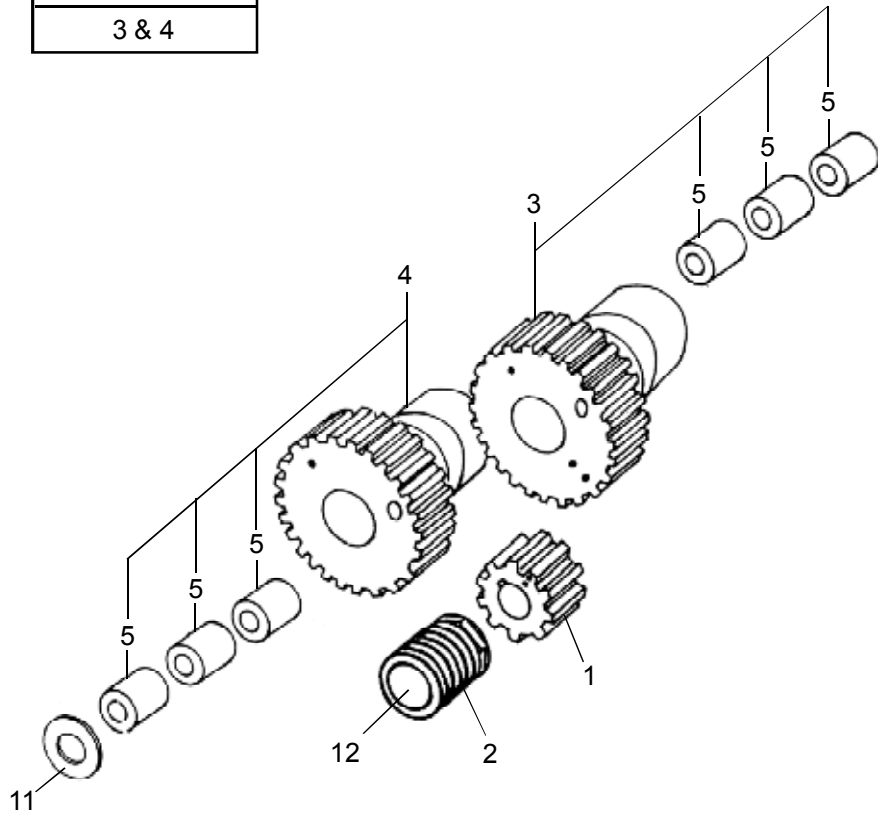


350, 500, 535

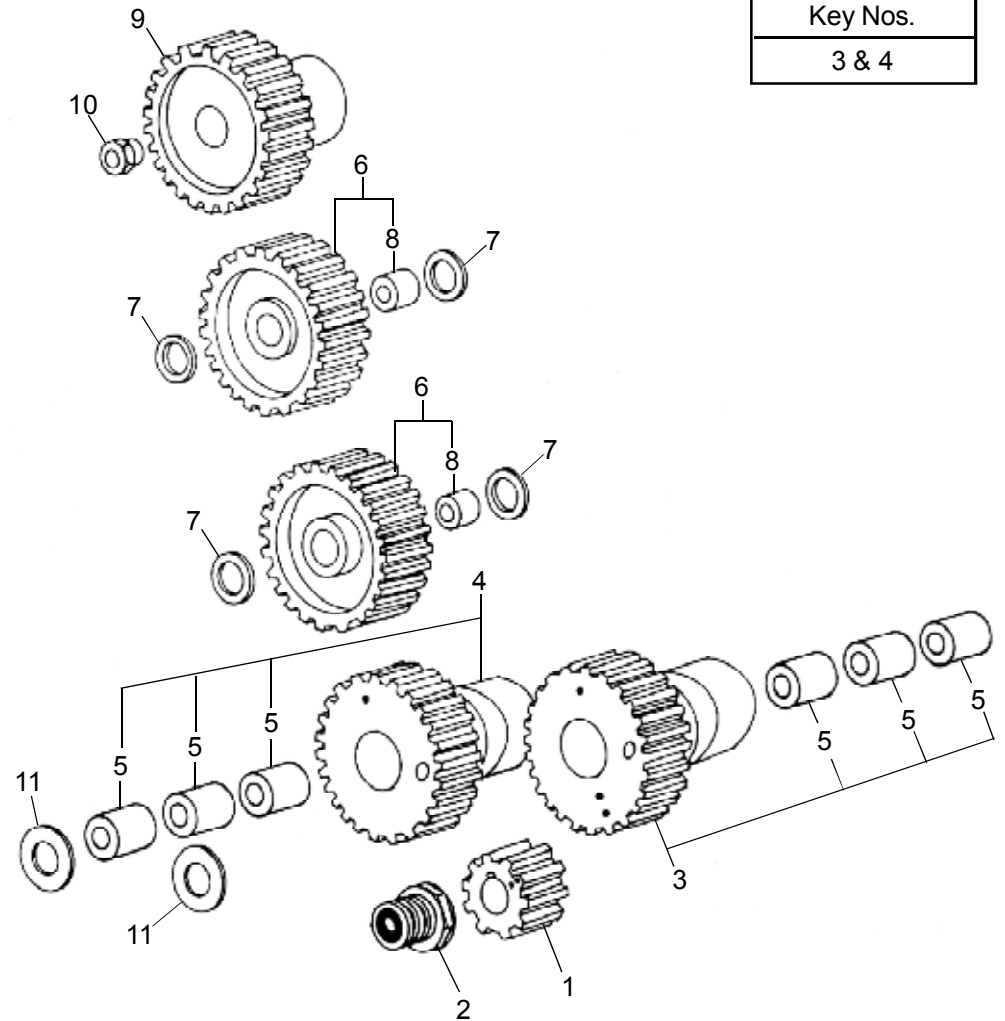
02-50 TIMING GEARS

THUNDERBIRD, MACHISMO

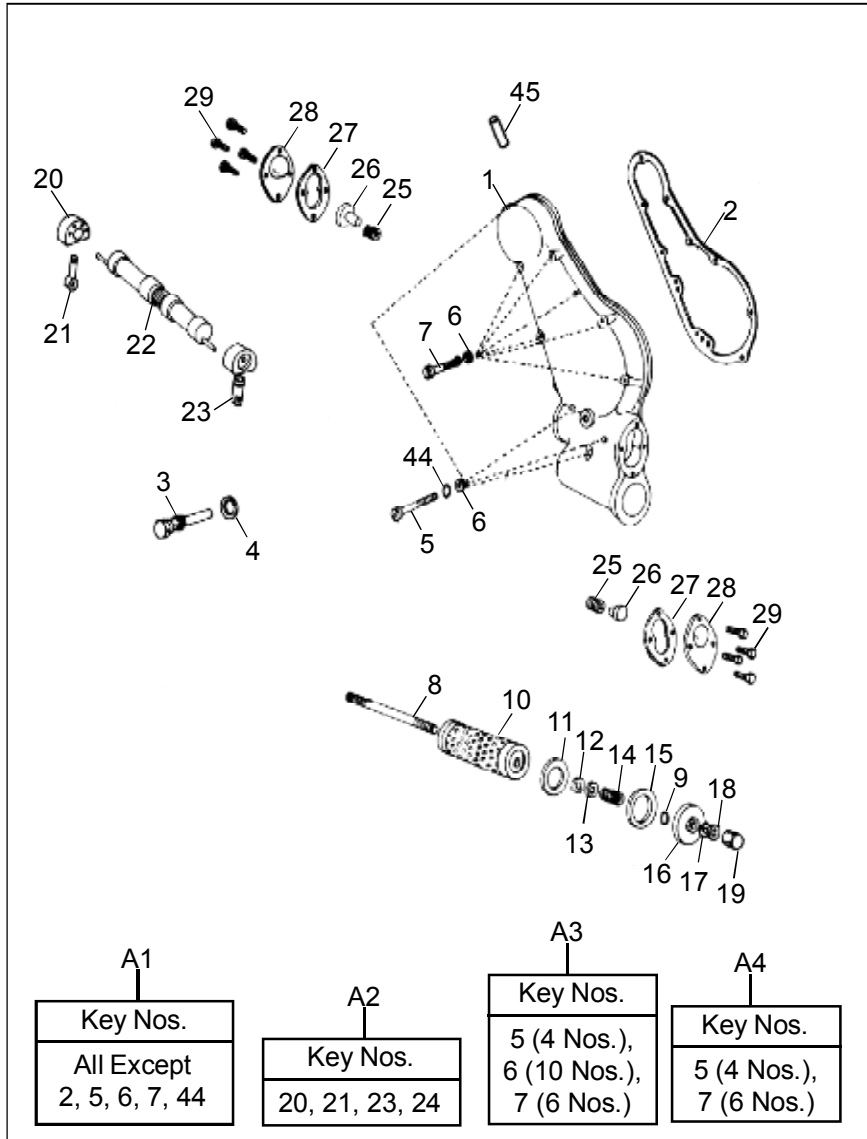
A2
Key Nos.
3 & 4



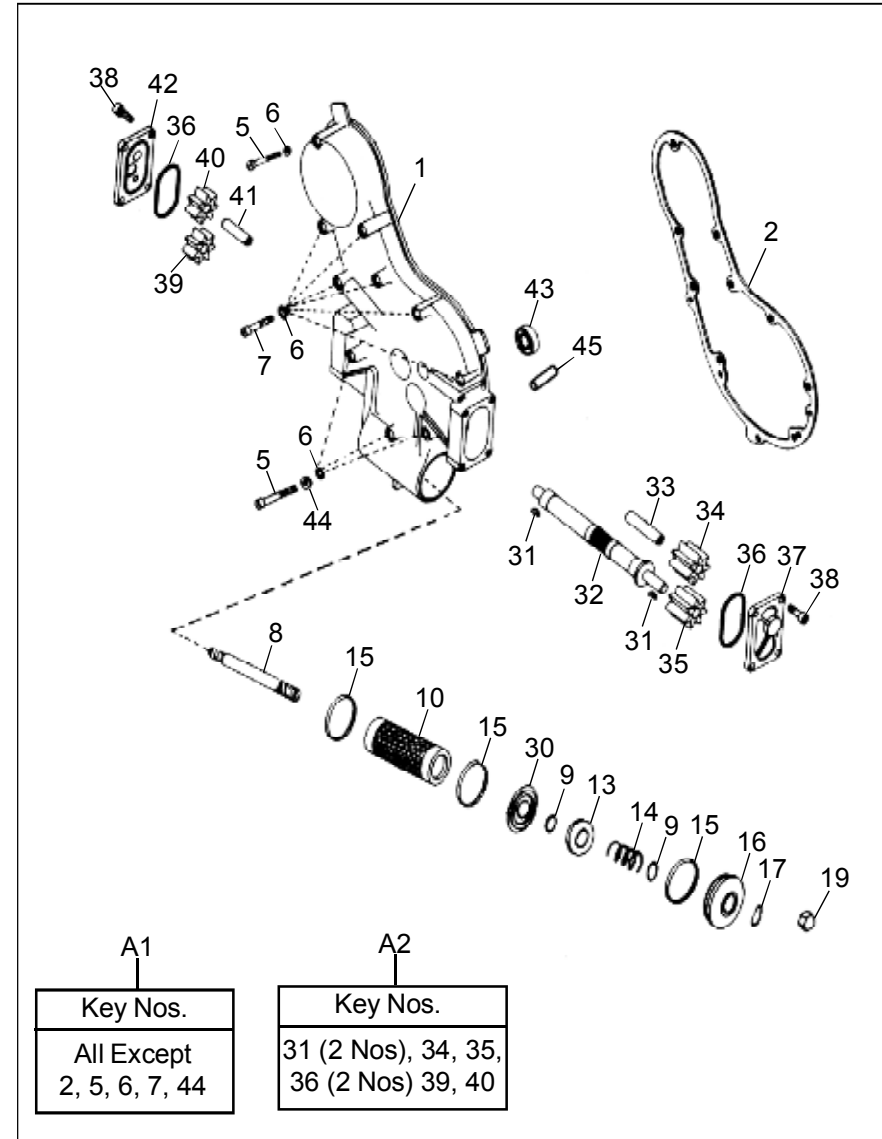
A1
Key Nos.
3 & 4



02-55 TIMING COVER



350, 500, 535

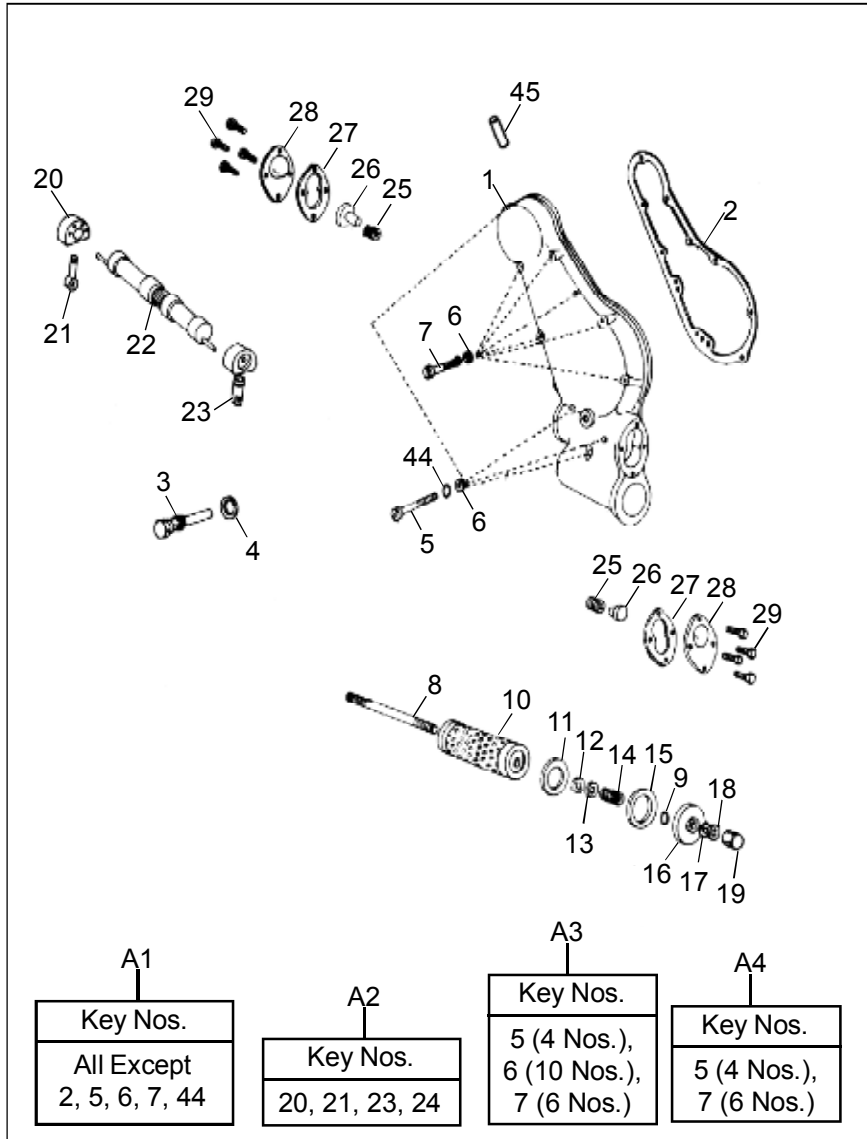


A350, A500, THUNDERBIRD

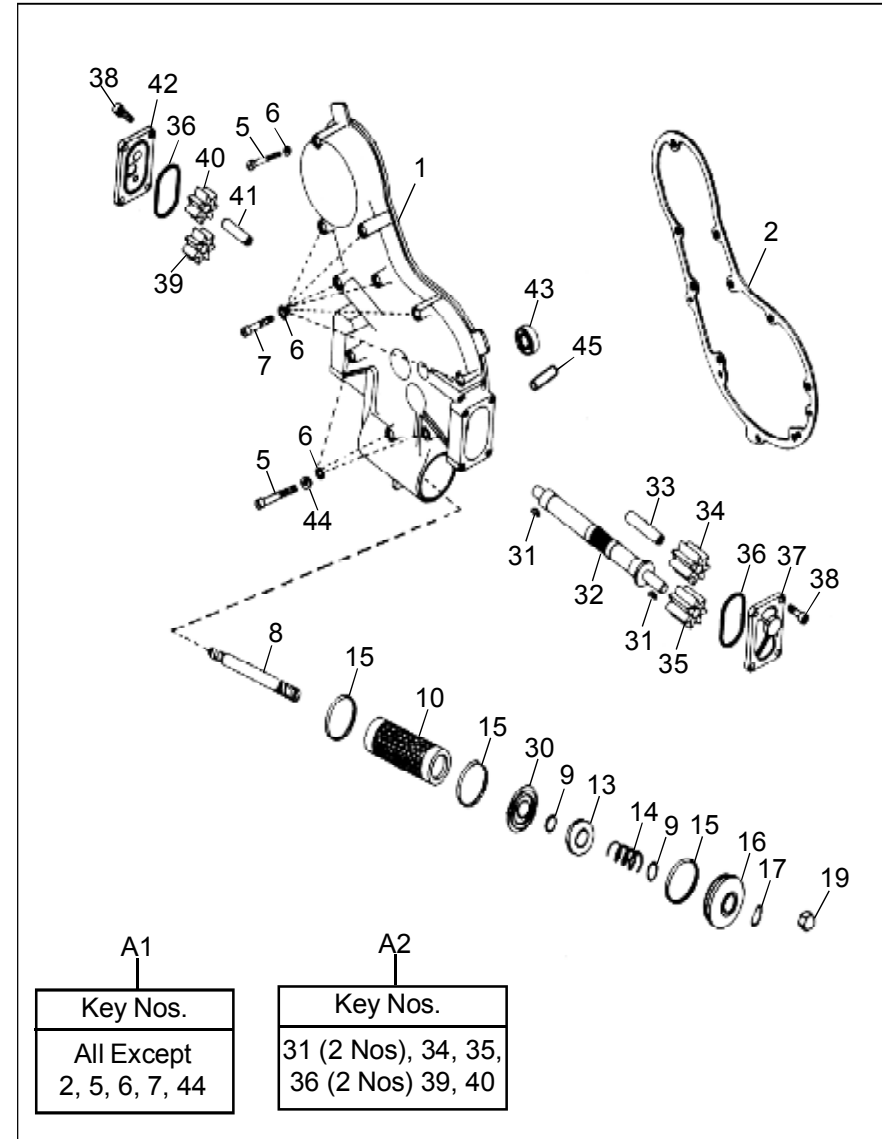
02-55 TIMING COVER

Key No.	Part Numbers		Description	Qty.	350								BU 500	Lightning			Bu Mach		T Bird		Remarks	MOQ	
	New	Old			Std	Dlx	Mac	Cam	Elec 4S		Elec 5S			500	535	535 ES	A350	A500	KS	ES			
									KS	ES	KS	ES											
A1			Timing cover assembly (Old oil circuit)	1														•				500615 SB - 220, Before July '02	
	500159/A	500158/A	Timing cover assembly (New oil circuit)	1														•		•	•	For Mach, After July 2002 SB - 220	1
	500512/B		Timing cover assembly	1														•	•	•	•	Eccentric Sleeve Type SB - 273, 365	1
			Timing cover assembly (Inches)	1	•	•	•	•	•	•	•			•	•							140779 SB - 223, Before July '02	
			Timing cover assembly (Metric)	1	•	•	•	•	•	•	•			•	•							145050/B. After July '02 SB-217,223	
	146623/B		Timing cover assembly modified Oil filter (Metric)	1	•				•	•	•	•										SB - 334, 335, 365	1
A2	112147		Oil pump kit	1	•	•	•	•	•	•	•	•	•										1
	597066		Oil pump kit	1											•	•	•	•	•	•			1
			Oil pump kit	1										•	•						597261		
A3	597356		Timing screw kit (Inches) - CI	1	•	•	•	•	•				•	•	•	•							1
A4	597357		Timing screw kit (Metric) - CI	1	•	•	•	•	•				•	•	•	•							1
A5			Timing screw kit (Metric) - AVL	1												•	•	•	•				1
1			Timing cover (Inches) machined STG-use 1.0 mm thickness gasket	1	•	•	•	•	•				•	•	•	•						SB-158, 144612	1
	145047/B	142123	Timing cover (Inches) - use 0.5 mm thickness gasket	1	•	•	•	•	•				•	•	•	•						SB-158, 145047/B, Before July 2002	1
		145047/B	Timing cover (Metric)	1	•	•	•	•	•				•	•	•	•						After July 2002	
	50023/C	146919/A	Timing cover sub assy. modified	1	•				•	•	•	•											1
			Timing cover	1														•	•	•	•	500513/A, SB-273	
			Timing cover (Old oil Circuit)	1														•				500416 SB-220 Before July '02	
	500159/A		Timing cover (New oil Circuit)	1														•		•	•	After July 2002, SB-220	1

02-55 TIMING COVER



350, 500, 535

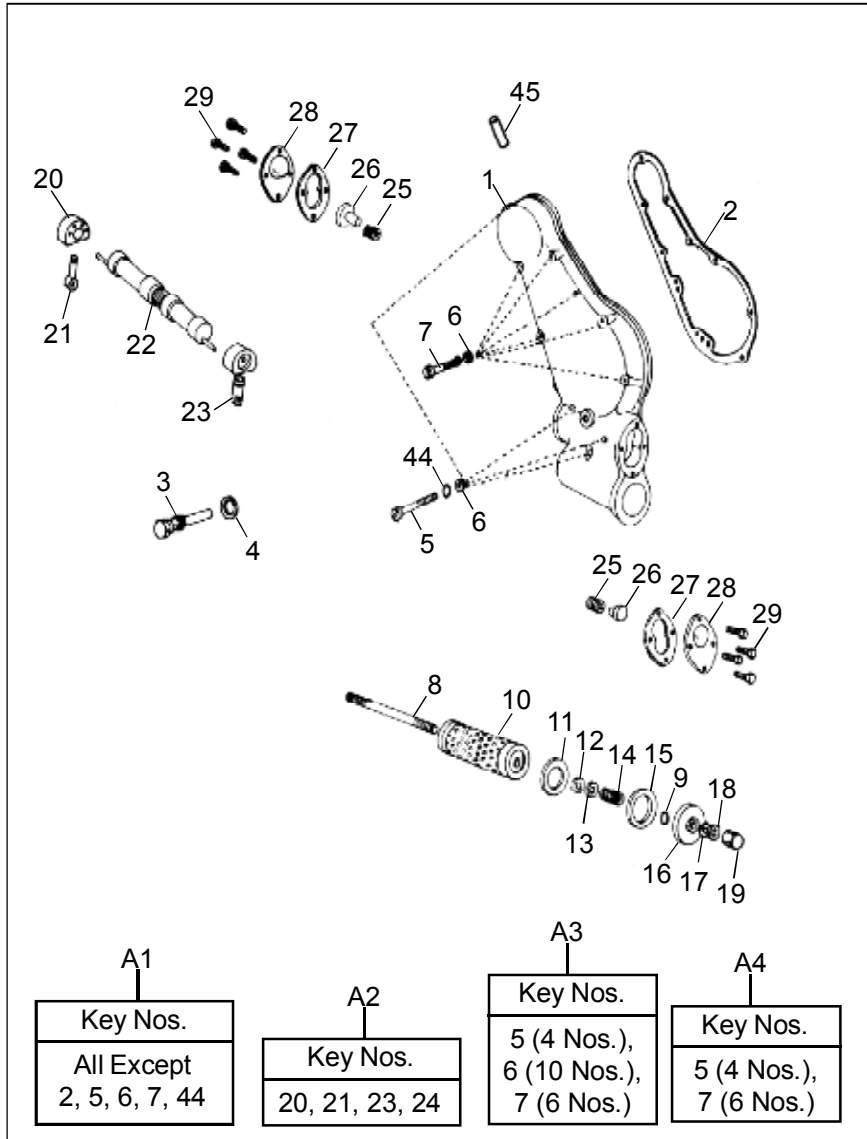


A350, A500, THUNDERBIRD

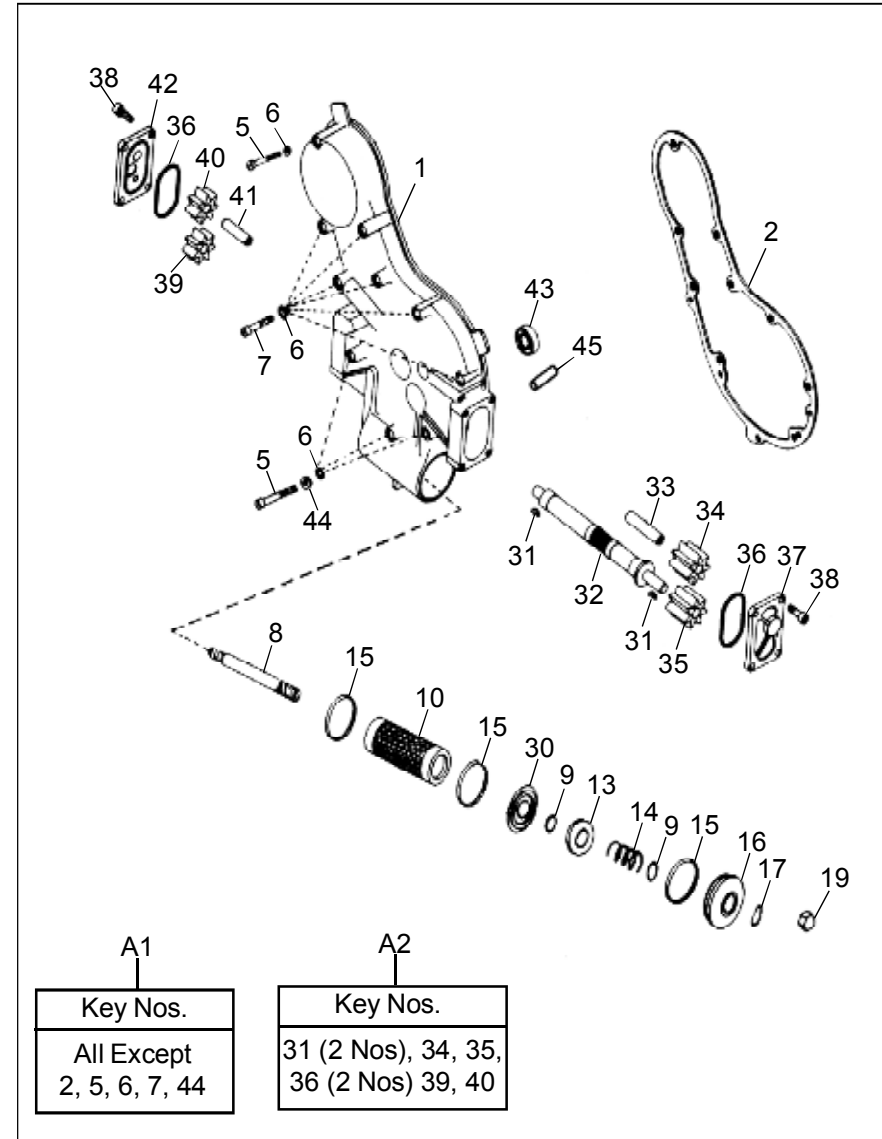
02-55 TIMING COVER

Key No.	Part Numbers		Description	Qty.	350								BU 500	Lightning			Bu Mach		T Bird		Remarks	MOQ	
	New	Old			Std	Dlx	Mac	Cam	Elec 4S		Elec 5S			500	500	535	535 ES	A350	A500	KS			ES
									KS	ES	KS	ES											
			Gasket, Timing cover (Thickness 0.5 mm)	1	●	●	●	●				●	●	●	●				SB-158, 144047, Before Nov. 2000				
2	144617		Gasket, Timing cover (Thickness 1.0 mm)	1	●	●	●	●				●	●	●	●				SB-158, After Nov 2000	1			
	146846/A		Gasket, Timing cover	1	●	●	●	●	●	●	●	●	●	●	●	●		●	●	SB - 372, 380	1		
	500414		Gasket, Timing cover	1											●					SB - 380	1		
	510251/B		Gasket, Timing cover	1												●					1		
	145020/C	140038	Oil feed plug (Inches)	1	●	●	●	●	●			●	●	●	●					Before July 2002	2		
3	145020/C		Oil feed plug (Metric) M.16	1	●	●	●	●	●	●	●	●	●	●					SB-217, 223, > July '02	2			
	145020/C	145240	Feed plug plated	1	●	●	●	●	●	●	●	●	●	●					SB-217, 223	2			
4	144844/A	144844	Washer, Copper - Oil feed plug	1	●	●	●	●	●	●	●	●	●	●	●	●	●	●			1		
5	144841		Slotted cheese head screw, Long (Inches) - 3/16" X 32 TPI	4	●	●	●	●	●			●	●	●	●				Before July 2002	14			
			Slotted raised cheese head screw, Long (Metric) M6 X 43	4	●	●	●	●	●	●	●	●	●	●					SB-256, 145061, After July 2002				
	145936/A		Slotted raised cheese head screw, Long (Metric) M6 X 47	4	●	●	●	●	●	●	●	●	●	●					SB - 256, 409				
	146428		Slotted cheese head screw, long - AVL Timing cover	4	●				●	●	●	●			●	●	●	●	SB - 409	20			
	144637		Slotted raised cheese head screw, long (1/4" CEI x 43)	4	●																		
6			Sealing washer, Copper M6 x 10	10											●	●			145023				
	50023/C	143496/A	Fibre Washer Breather box drain	10	●	●	●	●	●			●	●	●	●			●	●	SB - 230,232,239,460	100		
	140771		Fibre Washer	10	●	●	●	●	●			●	●	●	●			●	●		100		
	144636/A		Sealing washer, Copper	10	●				●	●	●	●			●	●	●	●			20		
7	144638		Slotted raised cheese head screw -Short 3/16" x 30	6	●	●	●	●	●			●	●	●	●					, Before July 2002	20		
			Slotted cheese head Screw, Short (Metric) M6 x 30	6	●	●	●	●	●	●	●	●	●	●					SB-256, 145022/C, After July 2002	1			
	145937/A		Screw, Short (Metric) M6 x 34	6	●	●	●	●	●	●	●	●	●	●					SB - 256, 409	1			
	146429		Timing cover screw, short M6 x 1 x 35 - AVL	6	●				●	●	●				●	●	●	●	SB - 409				
8	144613		Stud - Oil filter (Inches)	1	●	●	●	●	●			●	●	●	●					SB-217,223, < July '02	10		
	145025/C		Stud - Oil filter (Metric)	1	●	●	●	●	●	●	●	●	●	●					SB-217,223, > July '02	4			
	500614/B		Stud - Oil filter - AVL	1											●	●	●	●		5			

02-55 TIMING COVER



350, 500, 535

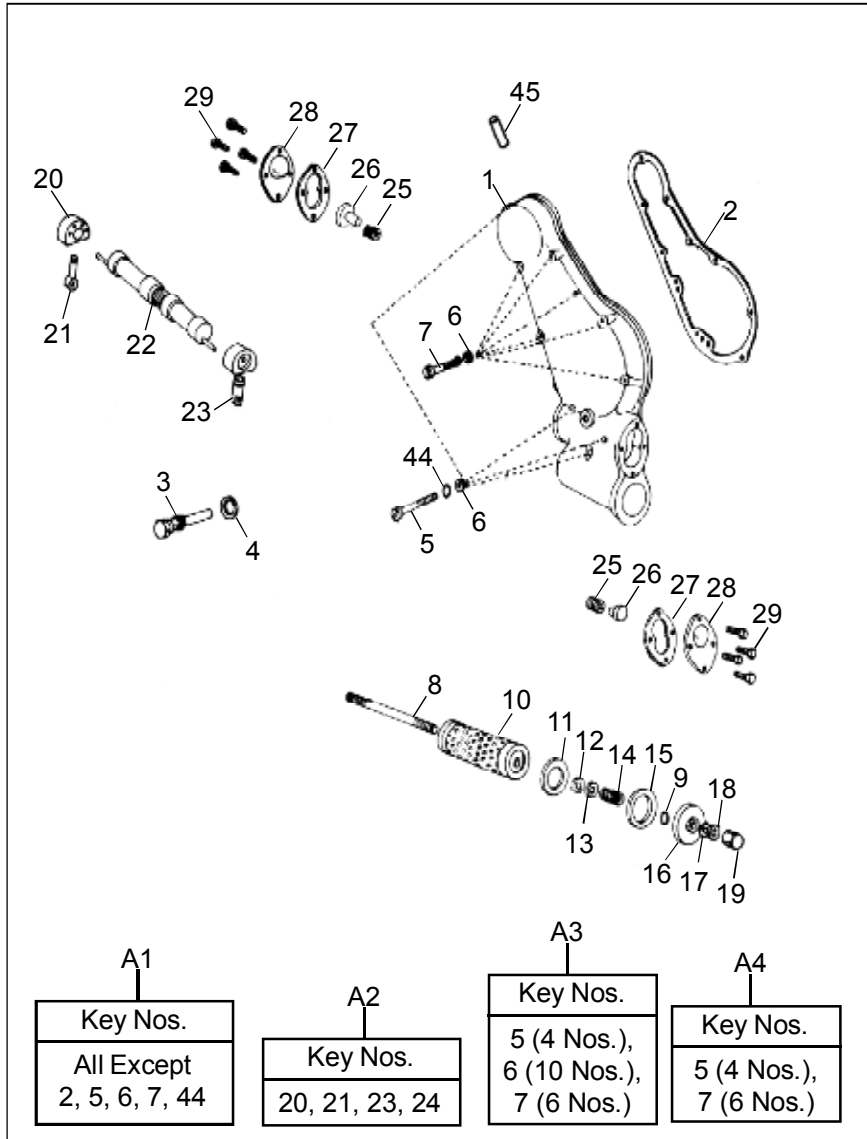


A350, A500, THUNDERBIRD

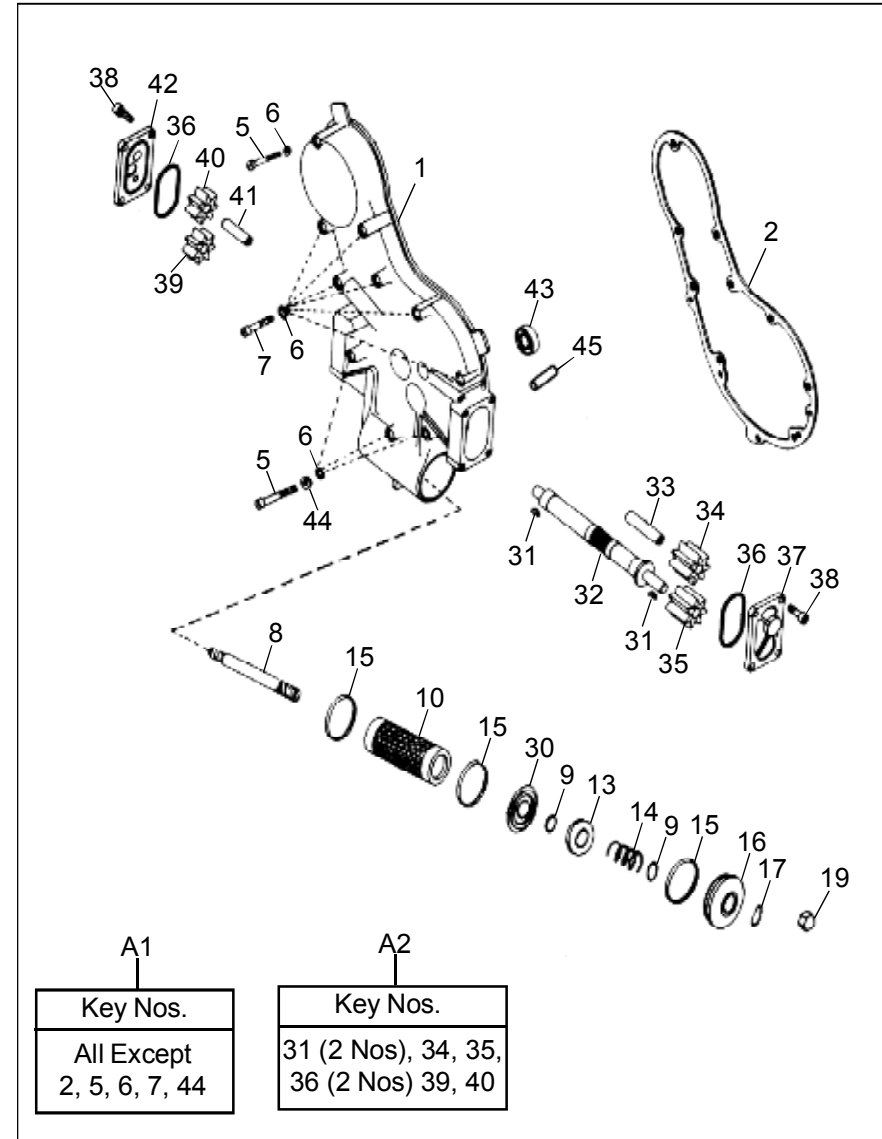
02-55 TIMING COVER

Key No.	Part Numbers		Description	Qty.	350								BU 500	Lightning			Bu Mach		T Bird		Remarks	MOQ	
	New	Old			Std	Dlx	Mac	Cam	Elec 4S		Elec 5S			500	500	535	535 ES	A350	A500	KS			ES
									KS	ES	KS	ES											
9	500621/A		"O" Ring - Oil filter stud	3	●	●	●	●	●	●	●	●	●	●	●	●	●	●	SB - 365	50			
10	140029/6		Oil filter element - CI	1	●	●	●	●	●	●	●	●	●	●						1			
	888414	500613/A	Oil filter element - AVL	1											●	●	●	●		1			
11	144614		Spring Cap	1	●	●	●	●	●	●	●	●	●							20			
	500616/A		Spring Cap	1											●	●	●	●		10			
12	144615/B		Felt washer - Oil filter stud	1	●	●	●	●	●	●	●	●	●							1			
13	500617/A		Washer - Oil filter	1	●	●	●	●	●	●	●	●	●	●	●	●	●	●		20			
14			Spring - Oil filter	1	●	●	●	●				●	●	●	●				144716	20			
	500637/B		Spring - Oil filter - AVL	1											●	●	●	●		20			
	140032/8		Spring - Oil filter	1	●	●	●													20			
	140100/A		Spring - Oil filter	1	●				●	●	●	●	●							20			
15	500619/A		"O" Ring	1	●	●	●	●	●	●	●	●	●	●	●	●	●	●	SB - 365	20			
	146660/A	145501/A	Gasket, Filter cover	1	●				●	●	●	●			●	●	●	●	SB - 365	20			
16	888575	500618/C	Cap - Oil filter	1	●	●	●	●				●	●	●	●	●			SB - 365	1			
	146662/C		Cap - Oil filter	1	●	●	●	●	●	●	●	●	●	●	●	●	●	●		1			
	140034		Timing Cover Oil filter cap - TCOC Buffed	1					●	●	●	●								1			
17	146661/A		Copper washer	1	●				●	●	●	●			●	●	●	●	SB - 365	20			
	144600/A		Fiber washer	1	●	●	●	●				●	●	●	●					25			
18	586033/A	140293	Plain Washer, M10	1	●	●	●	●	●	●	●	●	●	●	●	●	●	●	SB - 014	20			
	586033/A	140293	Plain Washer, M10	1	●	●	●	●	●	●	●	●	●	●	●	●	●	●	SB - 687	20			
19	144392		Dome nut - Tappet cover, M8 X 1.25	1	●	●	●	●	●	●	●	●	●	●	●	●	●	●		10			
	145233		Dome nut - Tappet cover, M8 X 1.25	1	●	●	●	●	●	●	●	●	●	●	●	●	●	●	SB - 365	10			
			Dome nut - Tappet cover, M8 X 1.25	1											●		●	●	500633/A				
20	140041/14		Disc - Feed pump	1	●	●	●	●	●	●	●	●	●							1			
			Disc - Feed pump (FWE Models)	1									●	●					144131				

02-55 TIMING COVER



350, 500, 535

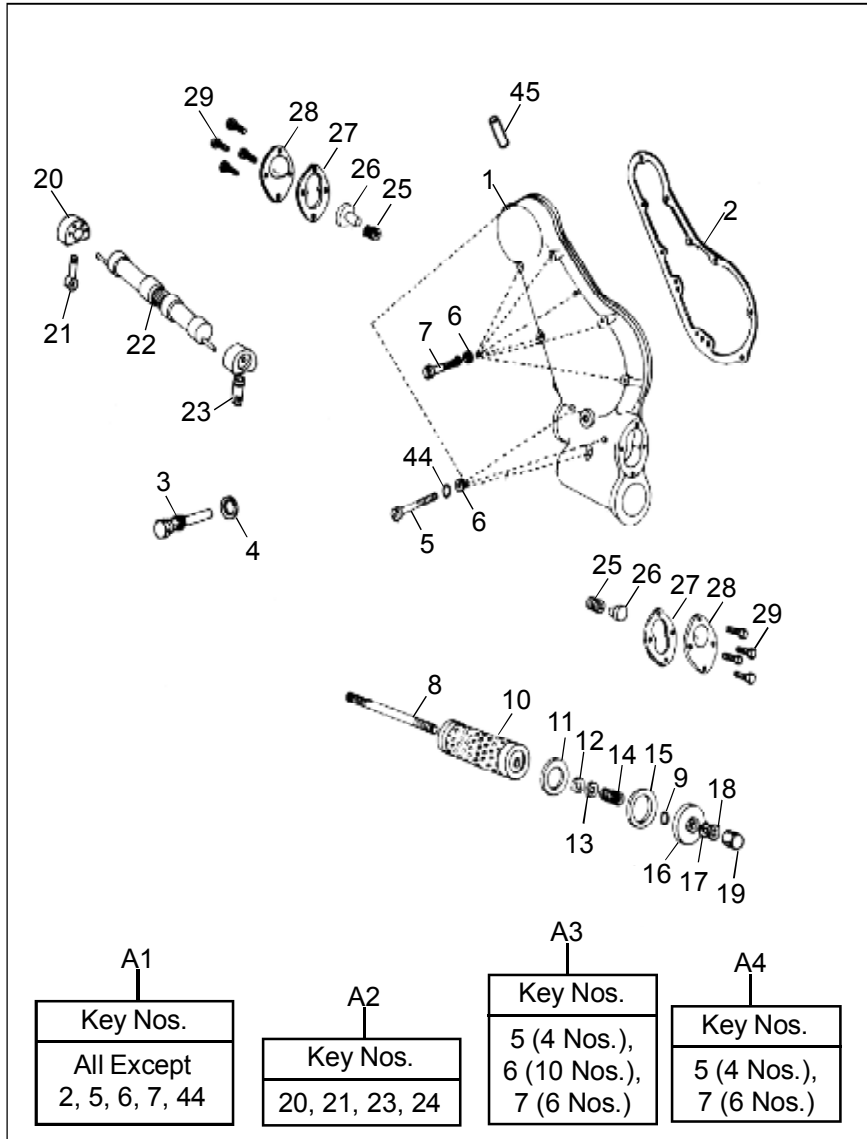


A350, A500, THUNDERBIRD

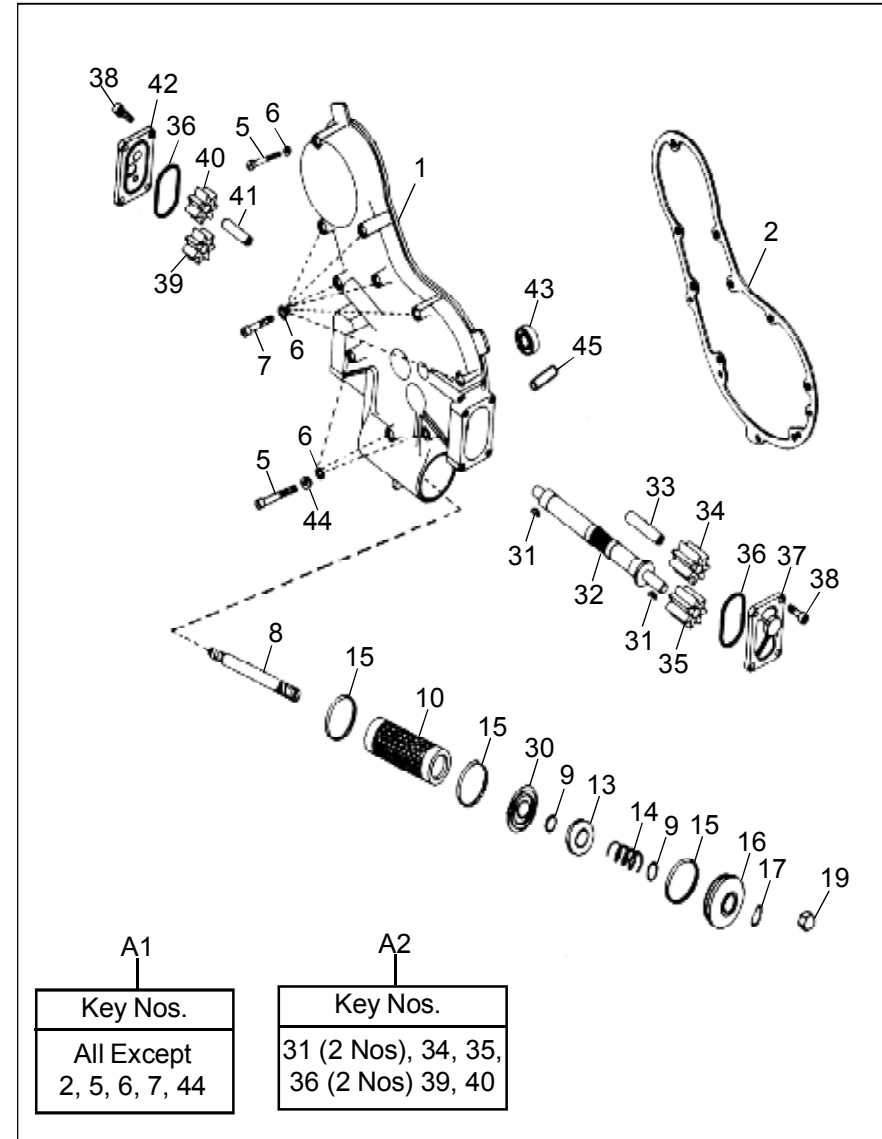
02-55 TIMING COVER

Key No.	Part Numbers		Description	Qty.	350								BU 500	Lightning			Bu Mach		T Bird		Remarks	MOQ	
	New	Old			Std	Dlx	Mac	Cam	Elec 4S		Elec 5S			500	500	535	535 ES	A350	A500	KS			ES
									KS	ES	KS	ES											
21	140043/A		Plunger - Feed oil pump	1	●	●	●	●	●	●	●	●	●										
			Plunger - Feed oil pump - Bullet	1									●	●					144130				
22	140040/G		Oil pump spindle	1	●	●	●	●	●	●	●	●	●	●					SB - 043, 063				
23	140044/A		Plunger - Return oil pump	1	●	●	●	●	●	●	●	●											
			Plunger - Return oil pump (FWE Models)	1									●	●					144132				
24	140042/C		Disc - Return pump	1	●	●	●	●	●	●	●	●											
			Disc - Return pump (FWE Models)	1									●	●					144133				
25	144134		Oil Pump Disc Spring	2	●	●	●	●	●	●	●	●	●	●					After Oct. 1996				
	140045		Spring - Oil pump	2	●	●	●	●	●	●	●	●	●	●					Before Oct. 1996				
26	140049/B		Pad - Oil pump	2	●	●	●	●	●	●	●	●	●	●									
27	144616		Gasket - Cover oil pump	2	●	●	●	●	●			●	●	●	●				Electra, < 2004, SB-372				
	146660/A		Gasket - Cover oil pump	2					●	●	●				●				Electra, After 2004				
	146847/A		Gasket, pump cover (Non Asbestos)	1	●				●	●	●	●							SB - 372, 373, 374, 379				
28	140046/C		Cover plate - oil pump	2	●	●	●	●	●	●	●	●	●	●									
29	145232	144936	Socket head screw M5	8	●	●	●	●	●	●	●	●	●	●									
30	500616/A		Spring cap	1											●	●	●	●					
31	500635/A		Key oil pump shaft	2											●	●	●	●					
32	500600/F		Oil pump drive shaft (oil pump spindle)	1											●	●	●	●					
33	500608/A		Spindle, Driven gear scavenge pump	1											●	●	●	●					
34	500605/A	500605/4	Driven gear, Scavenge pump	1											●	●	●	●					
35	500606/3		Drive gear, Scavenge pump	1											●	●	●	●					
36	500612/A		"O" Ring - Oil pump	2											●	●	●	●					
37		813007	Cover, Scavenge pump	1											●	●	●	●	500630/C				
	408055		Pump cover Scavenge, Super Buffed	1												●	●	●					

02-55 TIMING COVER

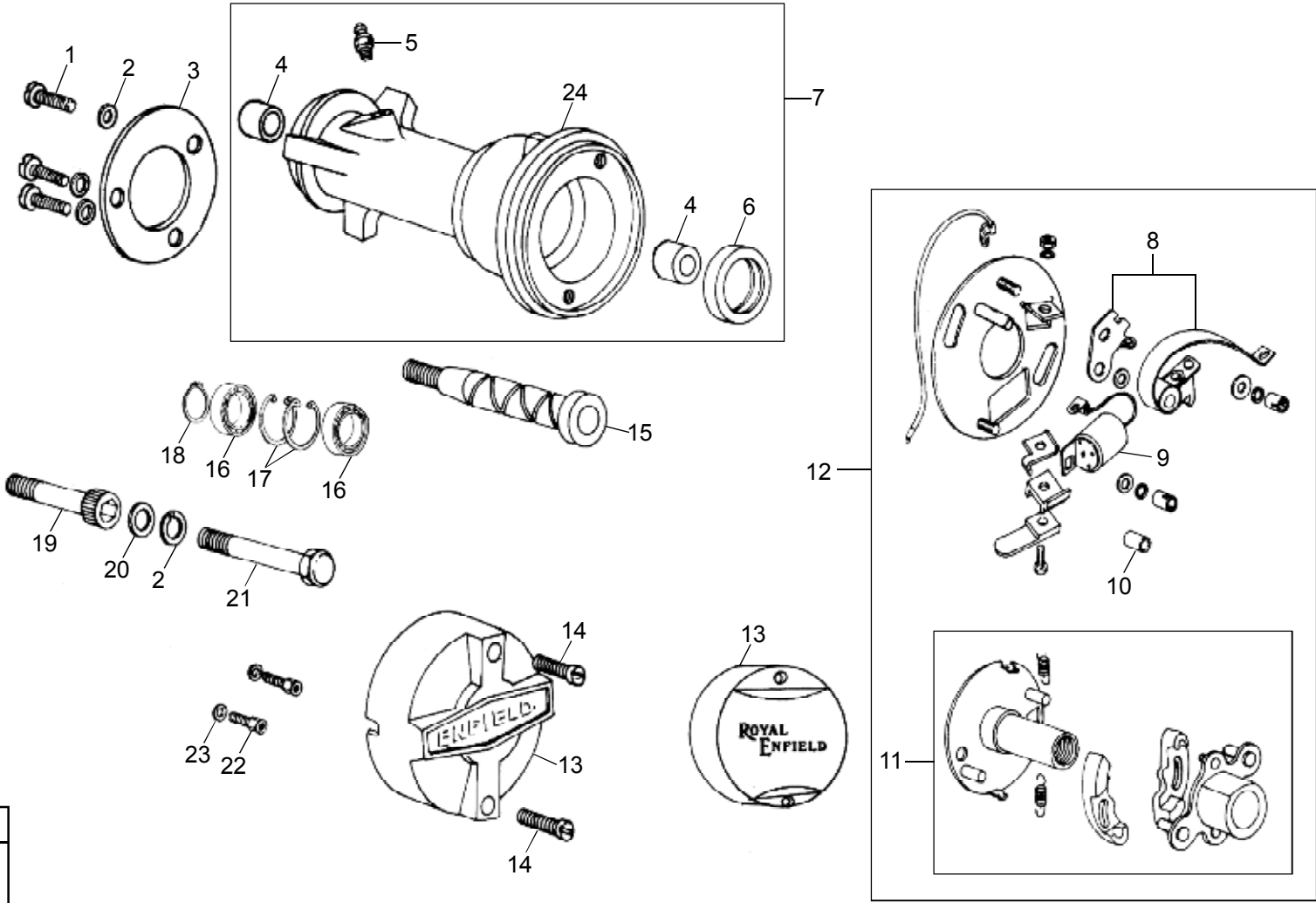


350, 500, 535



A350, A500, THUNDERBIRD

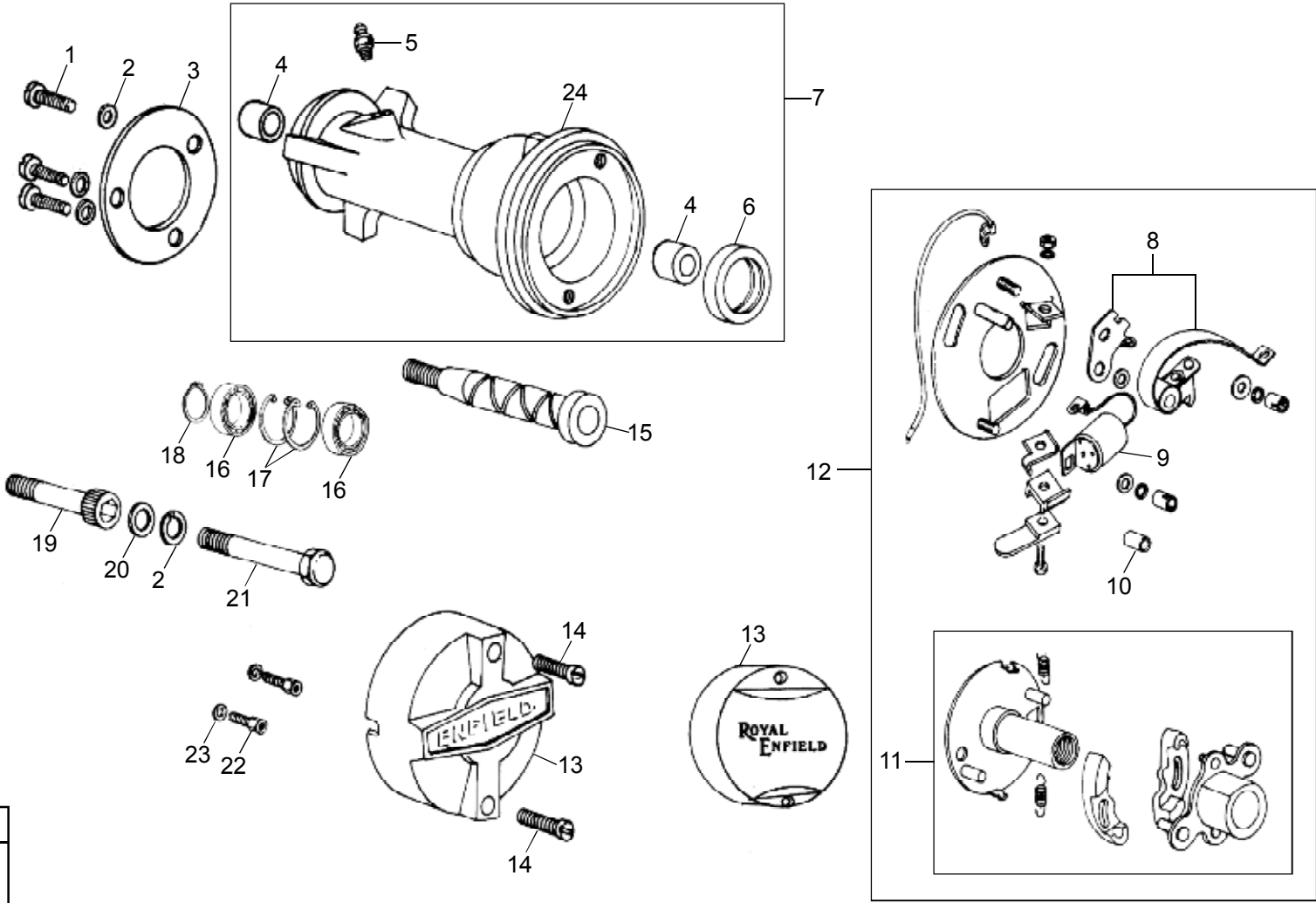
03-10 DISTRIBUTOR



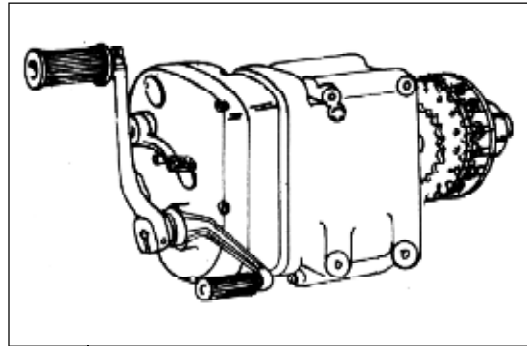
03-10 DISTRIBUTOR

Key No.	Part Numbers		Description	Qty.	350								BU 500	Lightning			Bu Mach		T Bird		Remarks	MOQ	
	New	Old			Std	Dlx	Mac	Cam	Elec 4S		Elec 5S			500	500	535	535 ES	A350	A500	KS			ES
									KS	ES	KS	ES											
A1	144202		Distributor assembly	1	●	●	●	●												1			
	144478		Distributor assembly - 500	1							●	●	●	●						1			
1	140160/3	144913	Slotted raised screw CH.HD.Screw	3	●	●	●	●			●	●	●	●						1			
2	140129		Lock Washer Internal Teeth	4	●	●	●	●			●	●	●	●					SB - 687	50			
3	146848/A		Gasket distributor flange - New Type	1	●	●	●	●			●	●	●	●					SB - 379	10			
	144623		Distributor flange Gasket	1	●						●								Old Type	10			
4			Bush - Contact breaker (CB) shaft	2	●	●	●	●											143630	1			
	140905		Bush - Contact breaker shaft	2	●	●	●	●												1			
5	113049/2		Grease nipple AM6 X 1	1	●	●	●	●			●	●	●	●					> Aug. 2001, SB-078	1			
6	150013		Oil seal - Contact breaker shaft	1	●	●	●	●											SPM / 012	10			
	144483		Oil / Dust seal - Contact breaker shaft	1							●	●	●	●						10			
7	143872		Distributor body assembly (Modified)	1	●	●	●	●												1			
8	140954		C.B Point set	1	●	●	●	●			●	●	●	●						1			
9	141812		Condenser	1	●	●	●	●			●	●	●	●						1			
10	140714		Snap on connector	1	●	●	●	●			●	●	●	●					After Aug. 2001				
11			Breaker Cam assembly	1	●	●	●	●			●	●	●	●					140915				
12	141810		C.B Plate, Cam & Governor assembly	1	●	●	●	●			●									1			
	144146		C.B Plate, Cam & Governor assembly (FEW-EGLY)	1							●	●	●	●						1			
13	142476/B	142476/4	C.B Cover Plated	1	●	●	●	●			●	●	●	●					SB-238,After Sept 2002	1			
		111359/4	C.B Cover ABS	1	●	●	●	●			●	●	●	●					SB-238,Before Sept 2002	1			
14	142121/A	142121	Screw - C.B. Cover	2	●	●	●	●			●	●	●	●					SB - 227, 238	20			
15	141988/6		Shaft - Contact breaker	1	●	●	●	●												1			
			Shaft - Contact breaker	1							●	●	●	●					144480	1			
16			CB Shaft bearing 6002	2							●	●	●	●					144481/2	1			
17			C.B. Shaft Bearing Circlip (32 X 1.2 N)	2							●	●	●	●					143909.				

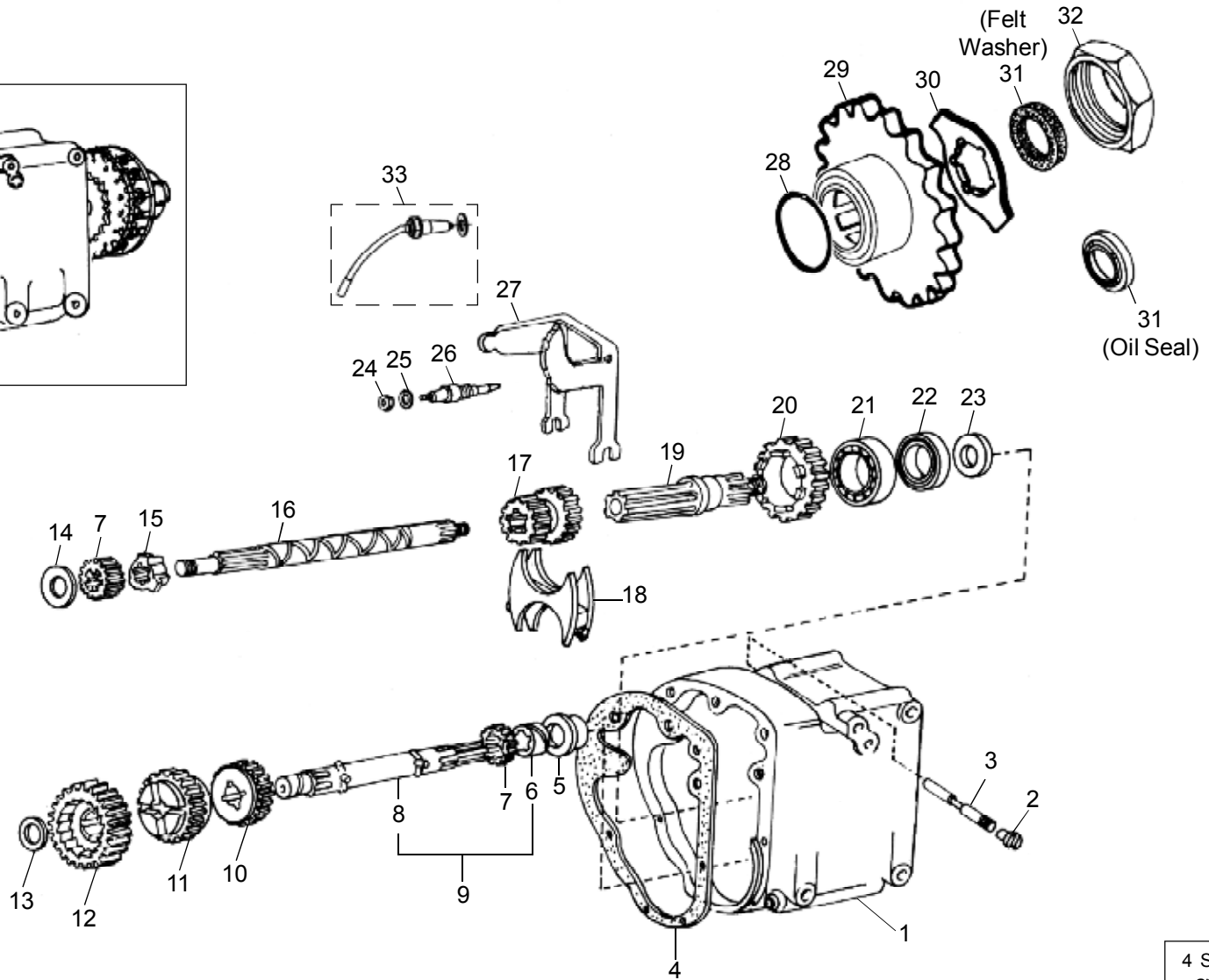
03-10 DISTRIBUTOR



04-10 GEAR CASE AND GEARS - 4 SPEED



A1



A2

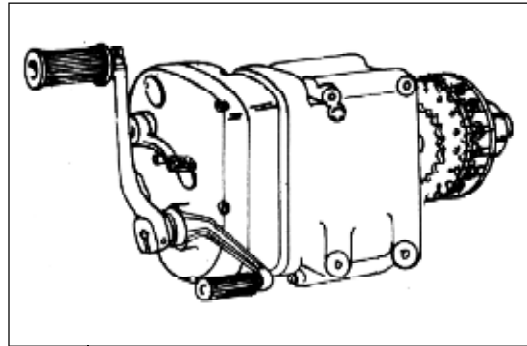
Key Nos.
A1, (1 in Group 04-45), (1 in Group 04-65)

4 Speed Gear Box
applicable upto
March 2005 for
A350 Model

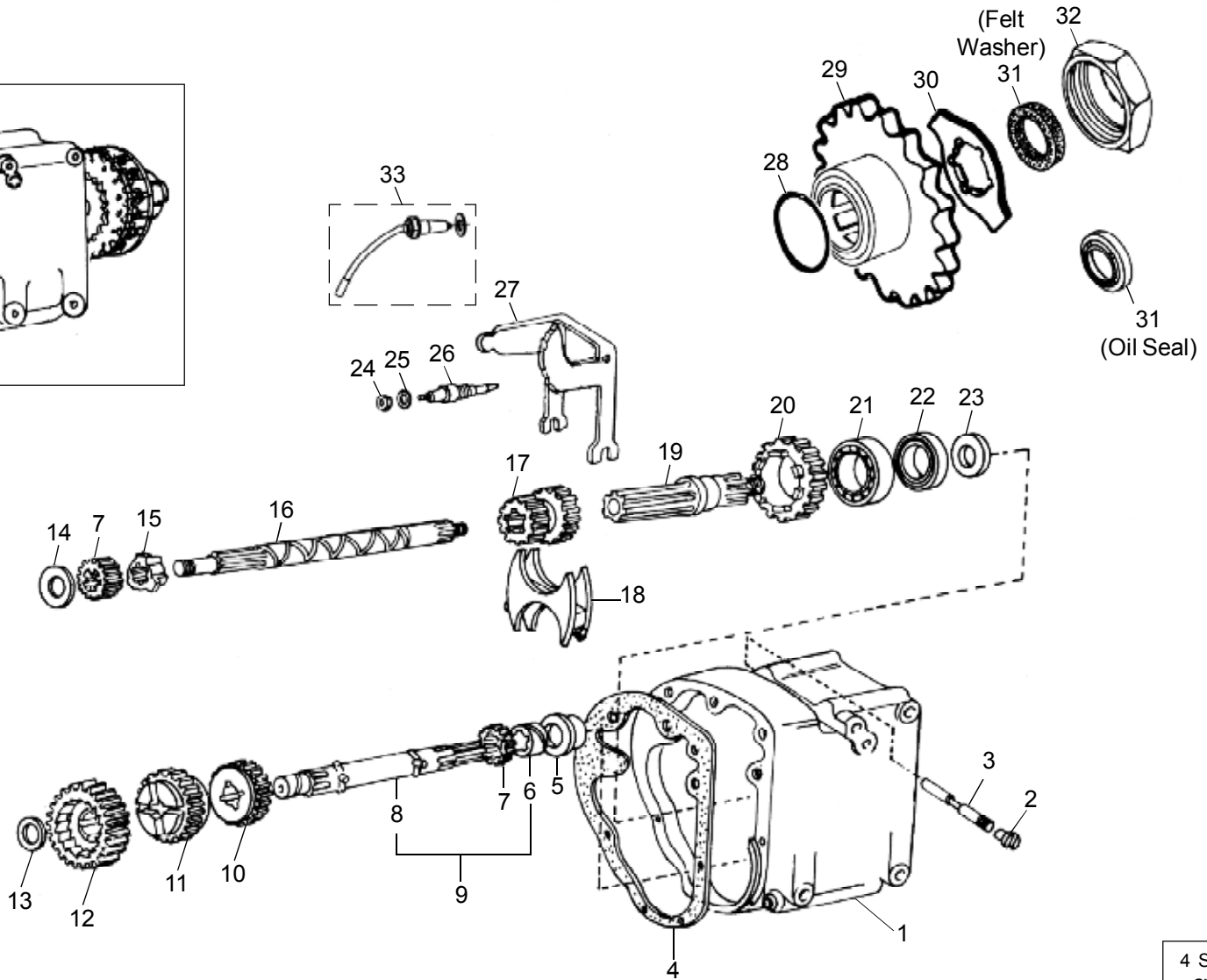
04-10 GEAR CASE AND GEARS - 4 SPEED

Key No.	Part Numbers		Description	Qty.	350								BU 500	Lightning			Bu Mach		T Bird		Remarks	MOQ	
	New	Old			Std	Dlx	Mac	Cam	Elec 4S		Elec 5S			500	500	535	535 ES	A350	A500	KS			ES
									KS	ES	KS	ES											
A1			Gear box assy with 4 plates clutch & 16T Spkt	1	●	●	●	●	●	●									110224	1			
	597194A		Gear box assy 350cc with 4 plates clutch - 500	1	●	●			●		●	●	●	●	●						1		
			Gear box assy with clutch & 17T Spkt (4RH0W)	1							●	●								142442	1		
			Gear box assy with clutch & 18T Spkt, 4RH4 (500 EXP)	1									●	●						144702	1		
A2	597194A	597407	Gear box complete with clutch inner & outer case	1					●						●						1		
A3		144508	Gear Box 4RH0 (350 STD)	1	●				●	●										144508T			
			Gear Box 4RH0 (500CC)	1							●									144508F			
1	111050/11	110261	Gear box case assy.	1	●	●	●	●	●		●				●						1		
	170177/3		Gear box case - with Switch hole	1					●	●	●	●	●	●							1		
2	111085/7		Bush - Gear operator pin	1	●	●	●	●	●	●	●	●	●	●	●						10		
3	111084/14		Gear operator pin	1	●	●	●	●	●	●	●	●	●	●	●						10		
4	146850/A		Gasket G.B. Case	1	●	●	●	●	●	●	●	●	●	●	●					New Type, SB-372,379	5		
	144627		Gasket G.B. Case	1	●										●					Old Type, SB-372,379	5		
5	111051/11		Layshaft bush - case end	1	●	●	●	●	●	●	●	●	●	●	●						1		
6	111074/7		Bush - Splined - Layshaft	1	●	●	●	●	●	●	●	●	●	●	●						1		
7	111075/9		Main shaft gear pinion 15T	2	●	●	●	●	●	●	●	●	●	●	●					SB - 343	1		
8	111073E	111073/D	Layshaft	1	●	●	●	●	●	●	●	●	●	●	●						1		
9	111194/1		Layshaft Assy	1	●	●	●	●	●	●	●	●	●	●	●						1		
10	111076/2		Layshaft II gear pinion 19T	1	●	●	●	●	●	●	●	●	●	●	●					SB - 343	1		
11	111077/3		Layshaft III gear pinion 22T	1	●	●	●	●	●	●	●	●	●	●	●					SB - 343	1		
12	111078/9		Layshaft ratchet pinion 25T	1	●	●	●	●	●	●	●	●	●	●	●					SB - 343	1		
13	140334/A		Distance washer	1	●	●	●	●	●	●	●	●	●	●	●						20		
14	111167/B		Oil thrower inner	1	●	●	●	●	●	●	●	●	●	●	●						5		
15	111760/3		Top gear dog	1	●	●	●	●	●	●	●	●	●	●	●					SB - 343	1		
16	111165/18		Main shaft - 4 Speed	1	●	●	●	●	●	●	●	●	●	●	●					SB - 063, 315, 343	1		
17	111069/9		Sliding gear 4 Speed 18T/21T	1	●	●	●	●	●	●	●	●	●	●	●					SB - 343	1		

04-10 GEAR CASE AND GEARS - 4 SPEED



A1



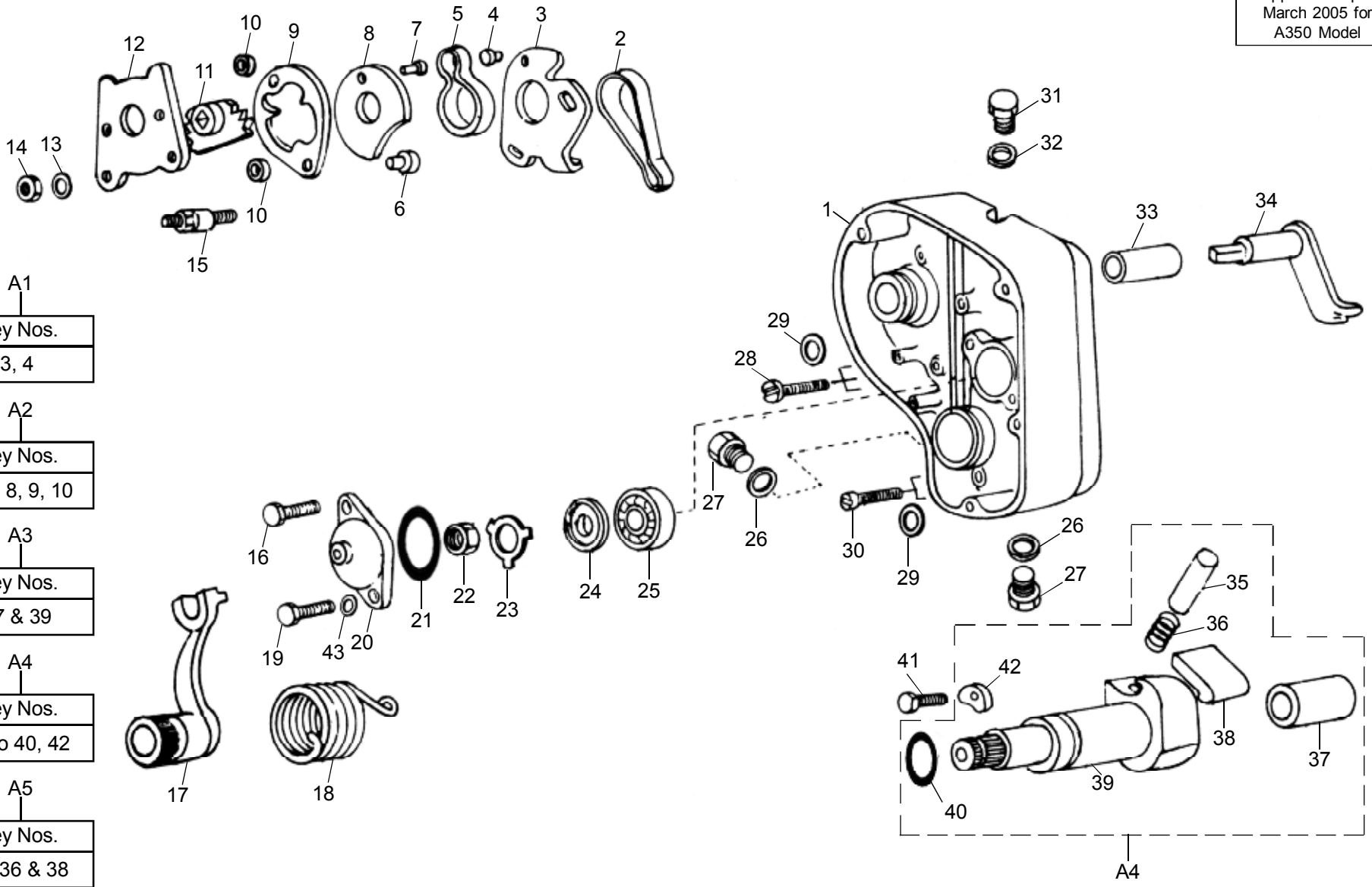
A2

Key Nos.
A1, (1 in Group 04-45), (1 in Group 04-65)

4 Speed Gear Box applicable upto March 2005 for A350 Model

04-15 GEAR BOX END COVER - 4 SPEED

4 Speed Gear Box
applicable upto
March 2005 for
A350 Model



A1

Key Nos.
3, 4

A2

Key Nos.
6, 7, 8, 9, 10

A3

Key Nos.
37 & 39

A4

Key Nos.
35 to 40, 42

A5

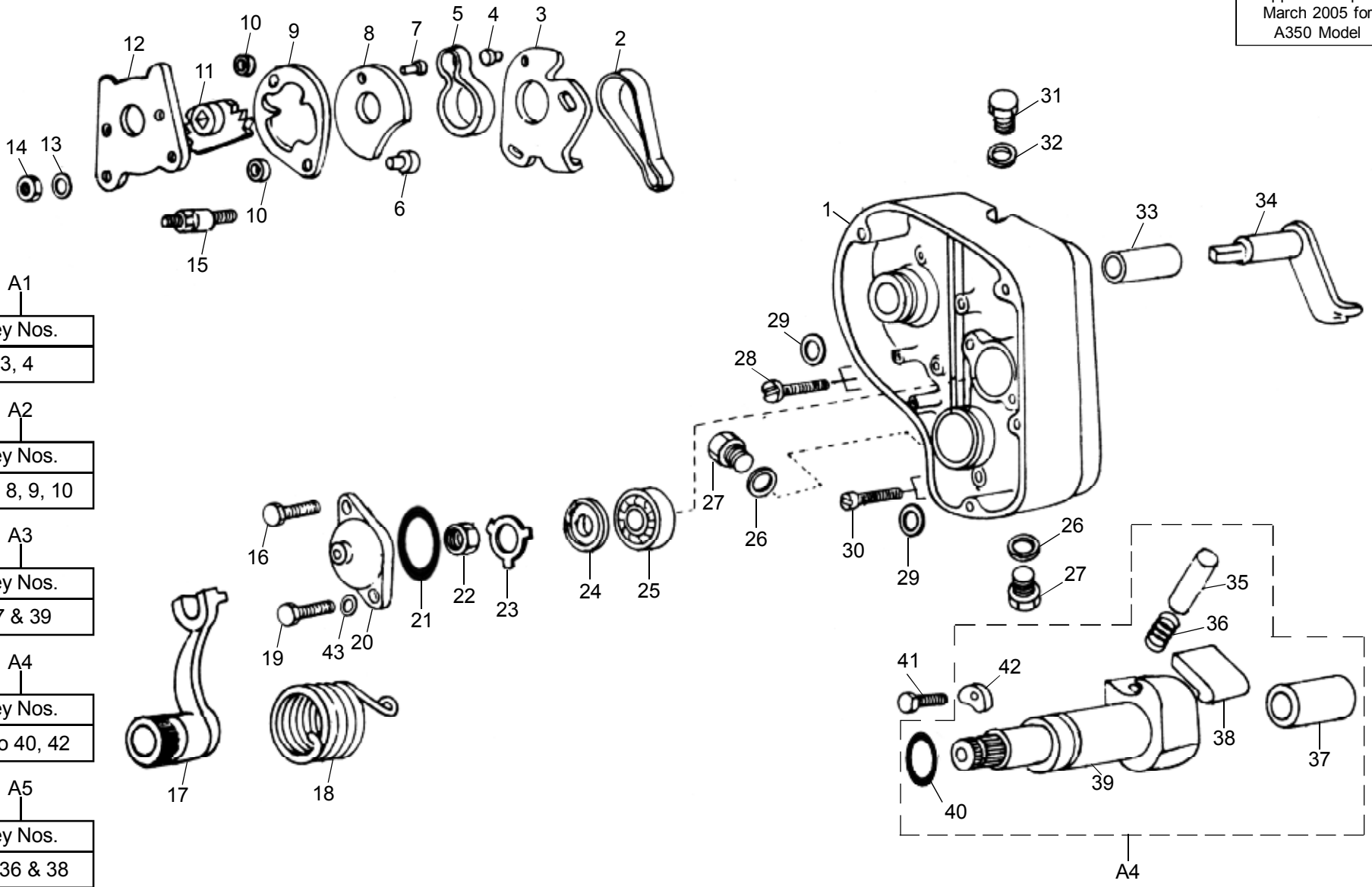
Key Nos.
35, 36 & 38

04-15 GEAR BOX END COVER - 4 SPEED

Key No.	Part Numbers		Description	Qty.	350								BU 500	Lightning			Bu Mach		T Bird		Remarks	MOQ	
	New	Old			Std	Dlx	Mac	Cam	Elec 4S		Elec 5S			500	500	535	535 ES	A350	A500	KS			ES
									KS	ES	KS	ES											
A1	111109/B		Adjuster plate assembly	1	●	●	●	●	●	●		●	●	●	●	●					1		
A2	111114/1		Ratchet outer assembly	1	●	●	●	●	●	●		●	●	●	●	●					1		
A3	140337		Kick starter shaft sub assembly	1	●	●	●	●	●	●		●	●	●	●	●				Old Type, SB - 368	1		
A4	111152/A		Kick starter shaft assembly	1	●	●	●	●	●	●		●	●	●	●	●				New Type, SB - 368	1		
A5	888182		Kick pawl plunger spring kit	1	●	●	●	●	●	●		●	●	●	●	●					1		
1	146481/B	144454	End cover, gear box	1	●	●	●	●	●	●		●	●	●	●	●					1		
2	140755/6		Spring, Foot control lever	1	●	●	●	●	●	●		●	●	●	●	●					1		
3			Adjuster plate, Foot Control	1	●	●	●	●	●	●		●	●	●	●	●				111108			
4			Pin, Spring stop	1	●	●	●	●	●	●		●	●	●	●	●				111110			
5	111113/B		Spring, Ratchet	1	●	●	●	●	●	●		●	●	●	●	●					10		
6			Pin, Ratchet operating	1	●	●	●	●	●	●		●	●	●	●	●				111119			
7			Pin, Spring stop	1	●	●	●	●	●	●		●	●	●	●	●				111117	1		
8			Plate, Foot control	1	●	●	●	●	●	●		●	●	●	●	●				111116			
9			Ratchet outer	1	●	●	●	●	●	●		●	●	●	●	●				111115, Ref A2			
10			Bush	2	●	●	●	●	●	●		●	●	●	●	●				111118	1		
11	110253/A		Ratchet inner	1	●	●	●	●	●	●		●	●	●	●	●					1		
12	111120/2		Stop plate, Foot control	1	●	●	●	●	●	●		●	●	●	●	●				SB - 656	1		
13	150209/2		Washer	2	●	●	●	●	●	●		●	●	●	●	●					1		
14	140369/1		Nut	2	●	●	●	●	●	●		●	●	●	●	●					1		
15	111159/B		Pin, Adjuster plate	2	●	●	●	●	●	●		●	●	●	●	●					1		
16	111102/6		Bolt, Bearing cap	1	●	●	●	●	●	●		●	●	●	●	●					50		
17	110263/10		Foot control lever, Short	1	●	●	●	●	●	●		●	●	●	●	●					1		
18	146450/C	140324	Spring, kicker shaft	1	●	●	●	●	●	●		●	●	●	●	●				SB - 312, 404	5		
19	111103		Bolt, Bearing cap	1	●	●	●	●	●	●		●	●	●	●	●					50		
	144983/A		1/4" BSW Bolt (23mm L)	1	●	●	●	●	●	●		●	●	●	●	●					50		

04-15 GEAR BOX END COVER - 4 SPEED

4 Speed Gear Box
applicable upto
March 2005 for
A350 Model



A1

Key Nos.
3, 4

A2

Key Nos.
6, 7, 8, 9, 10

A3

Key Nos.
37 & 39

A4

Key Nos.
35 to 40, 42

A5

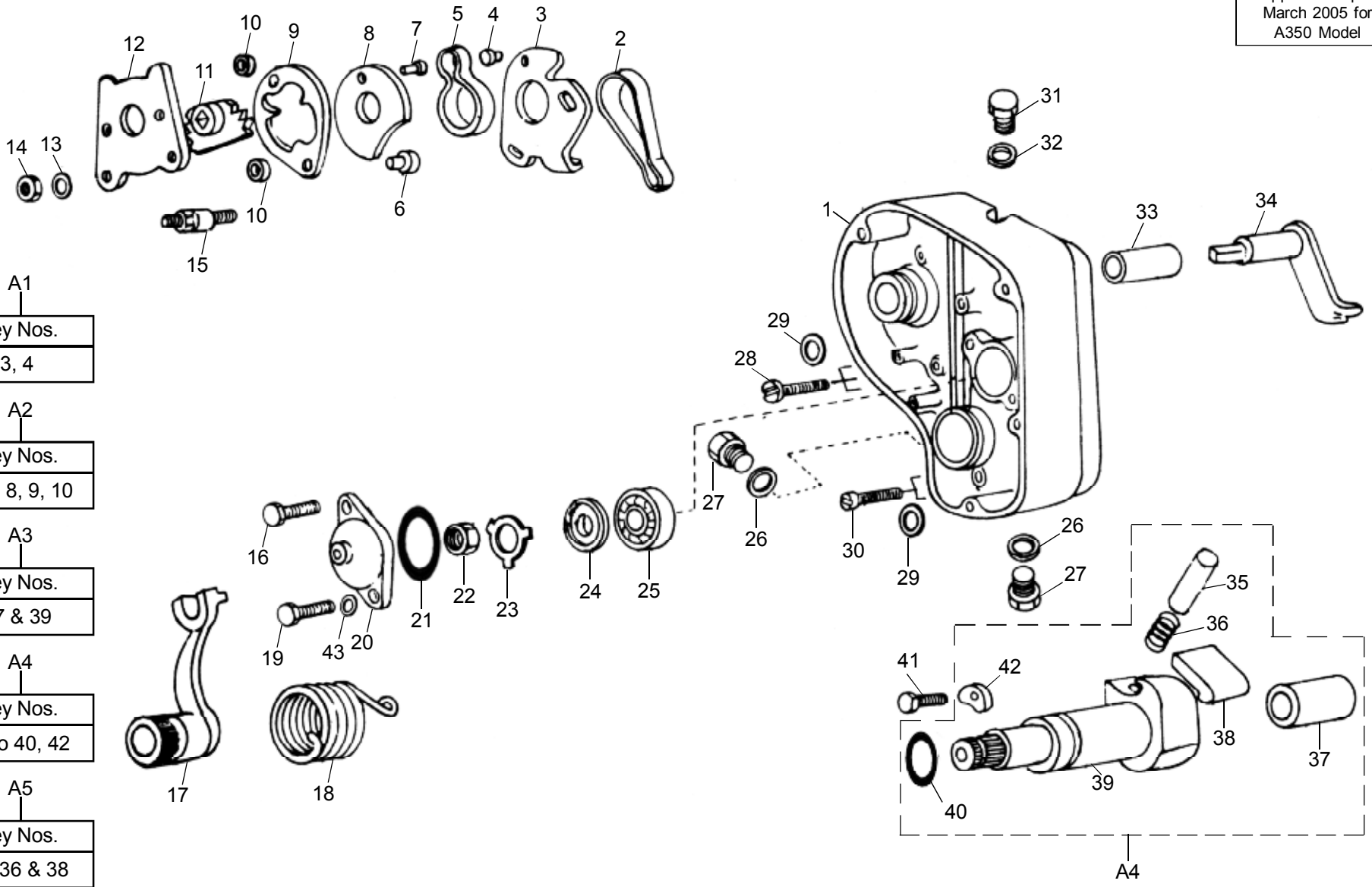
Key Nos.
35, 36 & 38

04-15 GEAR BOX END COVER - 4 SPEED

Key No.	Part Numbers		Description	Qty.	350								BU 500	Lightning			Bu Mach		T Bird		Remarks	MOQ	
	New	Old			Std	Dlx	Mac	Cam	Elec 4S		Elec 5S			500	500	535	535 ES	A350	A500	KS			ES
									KS	ES	KS	ES											
20	145148/C	111168	Cap, Ball bearing	1	●	●	●	●	●	●	●	●	●	●	●				SB - 262	1			
21	144981/B		'O' Ring - Bearing cap	1	●	●	●	●	●	●	●	●	●	●	●					1			
22	111093/4		Nut, LH thread	1	●	●	●	●	●	●	●	●	●	●	●					1			
23	111092/C		Lock washer	1	●	●	●	●	●	●	●	●	●	●	●					1			
24	111072/B		Oil thrower, Outer	1	●	●	●	●	●	●	●	●	●	●	●					1			
25	111166		Ball bearing 6303, Main shaft	1	●	●	●	●	●	●	●	●	●	●	●					1			
26	144601		Copper Washer	2	●	●	●	●	●	●	●	●	●	●	●					1			
	144845/A		Gear Box oil level plug washer	2	●	●	●	●	●	●	●	●	●	●	●					1			
			Fibre washer Gear Box oil level plug	2	●	●	●	●	●	●	●	●	●	●	●				111063	1			
27	145235/A		Hex Head Screw Plug	2	●	●	●	●	●	●	●	●	●	●	●					5			
			Plug	2	●	●	●	●	●	●	●	●	●	●	●				111060	5			
28	145238/1	111054/3	Screw, Short 1/4" BSW x 1-3/16"	3	●	●	●	●	●	●	●	●	●	●	●					20			
	145238/1		Raised Slotted Cheese Head Screw 1/4" BSW x 1-3/16"	3	●	●	●	●	●	●	●	●	●	●	●				New Type	20			
	145236		Slotted Cheese head screw M5 x 35	3	●				●	●	●	●	●	●	●					20			
29	143078/1		Aluminium washer	5	●	●	●	●	●	●	●	●	●	●	●					50			
30	111053/3		Screw, Long	2	●	●	●	●	●	●	●	●	●	●	●					16			
31	145234/A		Hex Head Screw Plug	1	●	●	●	●	●	●	●	●	●	●	●					1			
			Plug	1	●	●	●	●	●	●	●	●	●	●	●				111062	1			
32	144846/A		Copper washer - Oil filler plug	1	●	●	●	●	●	●	●	●	●	●	●					14			
33	112027/B		Bush, Foot operating shaft	3	●	●	●	●	●	●	●	●	●	●	●					1			
34	111171/5		Foot operating lever	1	●	●	●	●	●	●	●	●	●	●	●					1			
35	140332/B		Plunger, Pawl	1	●	●	●	●	●	●	●	●	●	●	●					10			
36	140331/A		Spring, Plunger	1	●	●	●	●	●	●	●	●	●	●	●					50			
37	112029	111100	Bush, Lay shaft	1	●	●	●	●	●	●	●	●	●	●	●					1			
38	140333/C	141001	Pawl (Sintered)	1	●	●	●	●	●	●	●	●	●	●	●					2			

04-15 GEAR BOX END COVER - 4 SPEED

4 Speed Gear Box
applicable upto
March 2005 for
A350 Model



A1
Key Nos.
3, 4

A2
Key Nos.
6, 7, 8, 9, 10

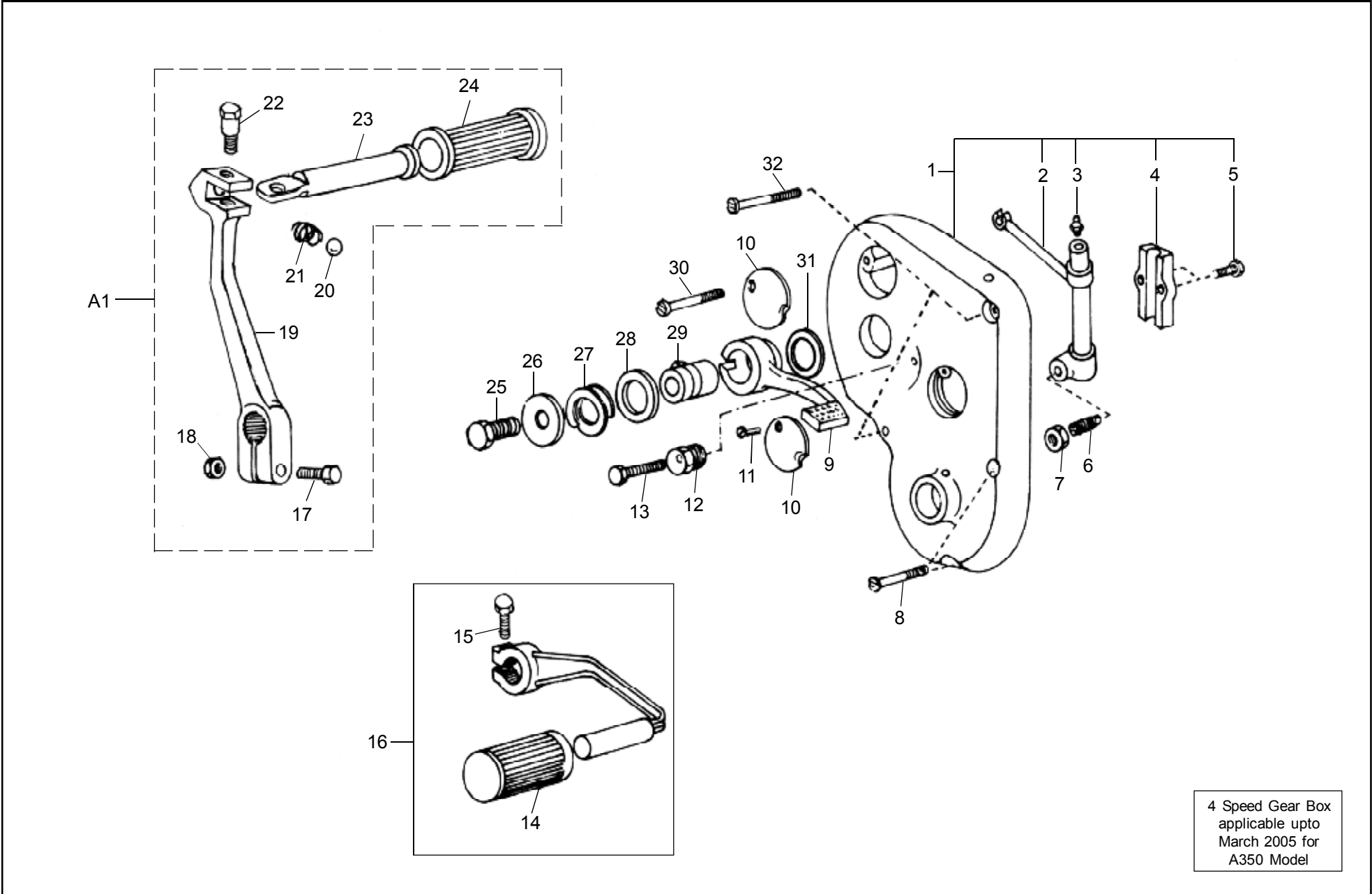
A3
Key Nos.
37 & 39

A4
Key Nos.
35 to 40, 42

A5
Key Nos.
35, 36 & 38

A4

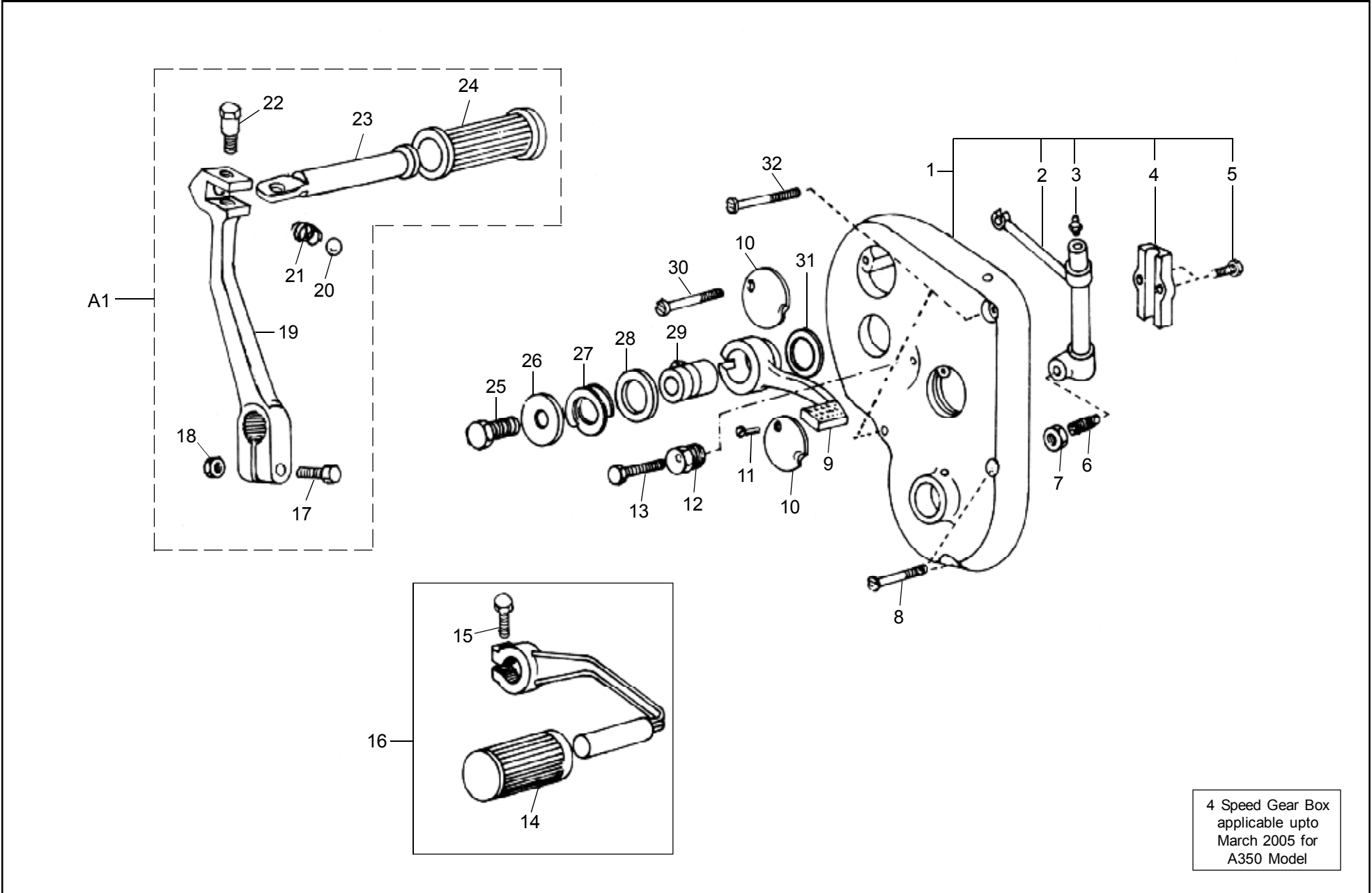
04-20 FOOT CONTROL SYSTEM - 4 SPEED



04-20 FOOT CONTROL SYSTEM - 4 SPEED

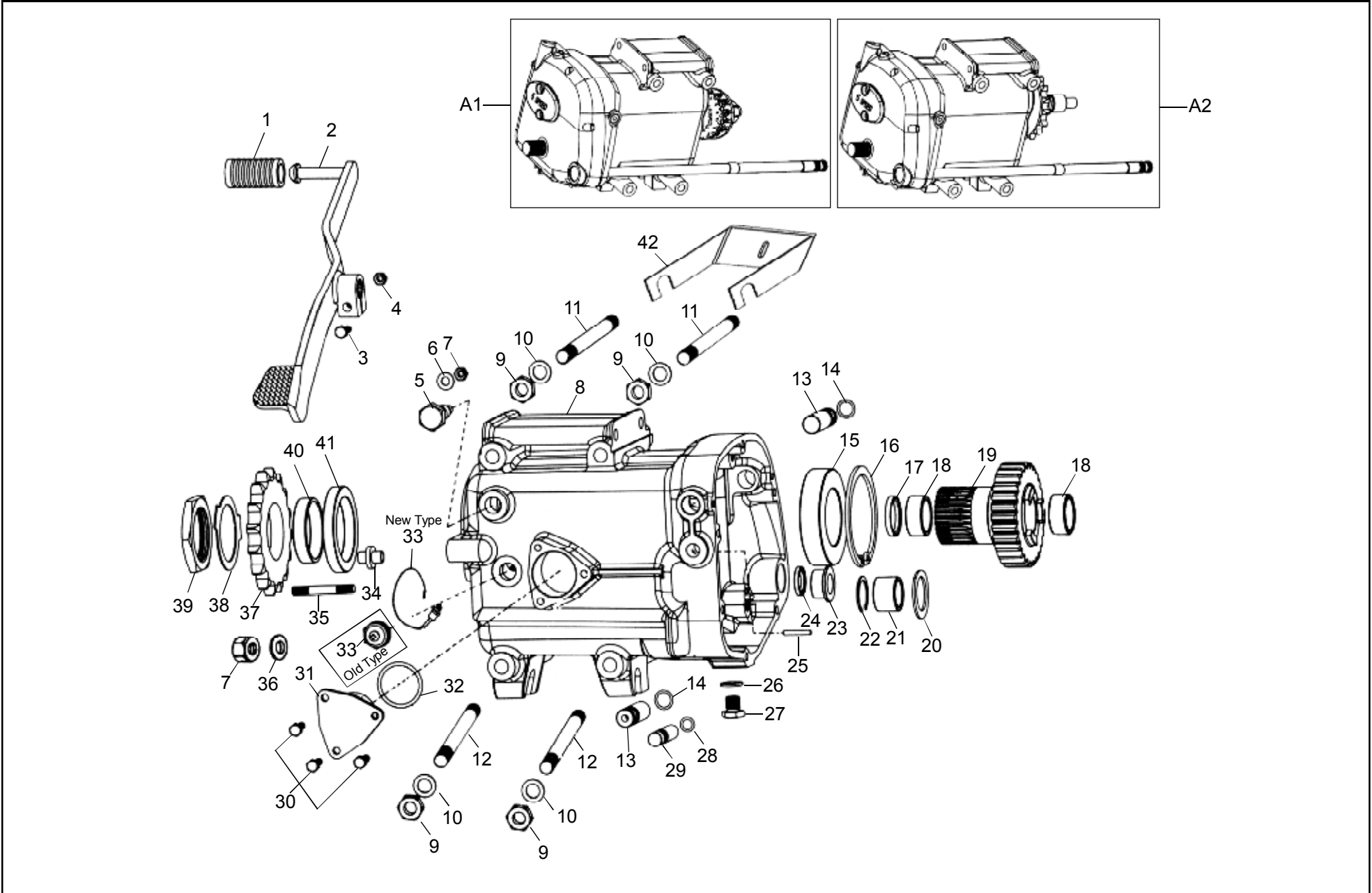
Key No.	Part Numbers		Description	Qty.	350								BU 500	Lightning			Bu Mach		T Bird		Remarks	MOQ	
	New	Old			Std	Dlx	Mac	Cam	Elec 4S		Elec 5S			500	500	535	535 ES	A350	A500	KS			ES
									KS	ES	KS	ES											
A1	112024/B		Kick Starter Crank Assembly	1	●	●	●	●	●	●		●	●	●	●	●			SB - 022	1			
1	111122		Gear box cap assembly	1	●	●	●	●	●	●		●	●	●	●	●				1			
2	140336		Clutch lever	1	●	●	●	●	●	●		●	●	●	●	●				1			
3	113049/2		Grease nipple AM6 X 1	1	●	●	●	●	●	●		●	●	●	●	●				40			
	113072/A		Grease nipple BM6 X 1	1	●	●	●	●	●	●		●	●	●	●	●			SB - 078	40			
4			Bearing cap, clutch lever	1	●	●	●	●	●	●		●	●	●	●	●			111124	2			
5	111102/6		Slotted Cheese Head Screw	2	●	●	●	●	●	●		●	●	●	●	●				50			
6	140330/6		Adjuster assembly	1	●	●	●	●	●	●		●	●	●	●	●				1			
7			Hex. Thin Nut, 3/8 CEI	1	●	●	●	●	●	●		●	●	●	●	●			150323	1			
8	145238/1	111054/3	Screw, short	2	●	●	●	●	●	●		●	●	●	●	●				20			
9	110255/6		Neutral lever	1	●	●	●	●	●	●		●	●	●	●	●				1			
10	145251/D		Inspection cap	2	●	●	●	●	●	●		●	●	●	●	●				1			
11	145242/1		Slotted RD. HD. Screw, 3/16 BSF x 3/8"	1	●	●	●	●	●	●		●	●	●	●	●			111129				
12		111107/3	Bush, Eccentric (Inches)	1	●	●	●	●	●	●		●	●	●	●	●			Alt. No. 145245/1	1			
		145245/1	Bush, Eccentric (Metric)	1	●	●	●	●	●	●		●	●	●	●	●			New Type	1			
13	111103		Hex. Bolt 1/4"BSW X 1" (Inches)	1	●	●	●	●	●	●		●	●	●	●	●				50			
	145247/1		Bolt - 25mm L (Metric)	1	●	●	●	●	●	●		●	●	●	●	●				50			
14			Rubber sleeve, Gear lever (Royal Enfield Logo)	1	●	●	●	●	●	●		●	●	●	●	●			SB-128, 110203, Before April 2000	1			
	146640/C	145158/B	Rubber sleeve, Gear lever	1	●	●	●	●	●	●		●	●	●	●	●			SB-168, After April 2000	1			
	550507/B	550507/A	Rubber sleeve, Gear lever	1	●	●	●	●	●	●		●	●	●	●	●			>April 2000, SB-342	1			
15	142291		Slotted Cheese Head Screw	1	●	●	●	●	●	●		●	●	●	●	●				10			
			F.C. Pinch Bolt	1	●	●	●	●	●	●		●	●	●	●	●			140757	10			
16	143745/2		Foot change lever assembly	1	●	●	●	●	●	●		●	●	●	●	●				1			
17	111914		Slotted Cheese Head Screw	1	●	●	●	●	●	●		●	●	●	●	●				20			

04-20 FOOT CONTROL SYSTEM - 4 SPEED



4 Speed Gear Box
applicable upto
March 2005 for
A350 Model

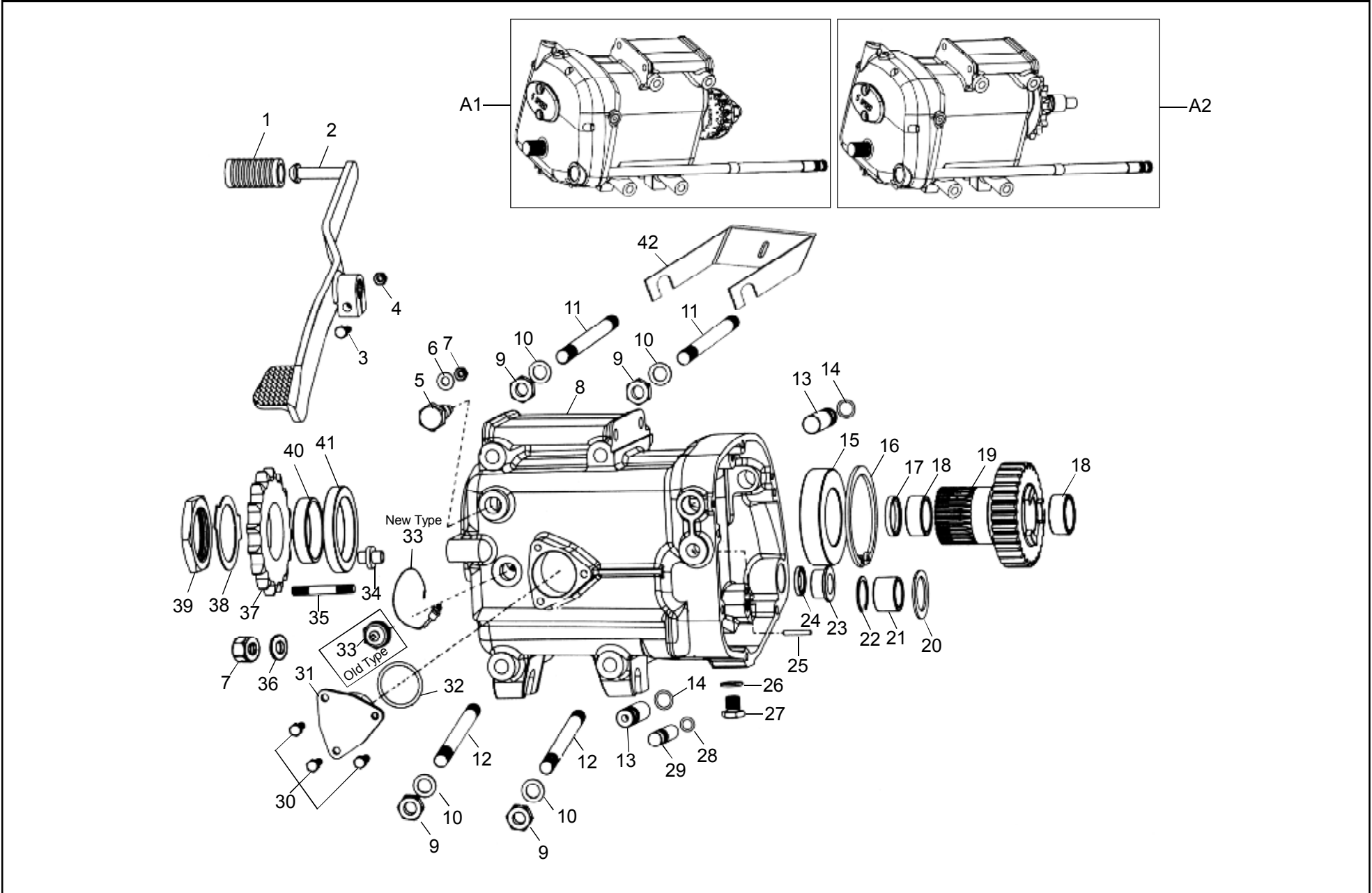
04-25 GEAR BOX CASING - 5 SPEED



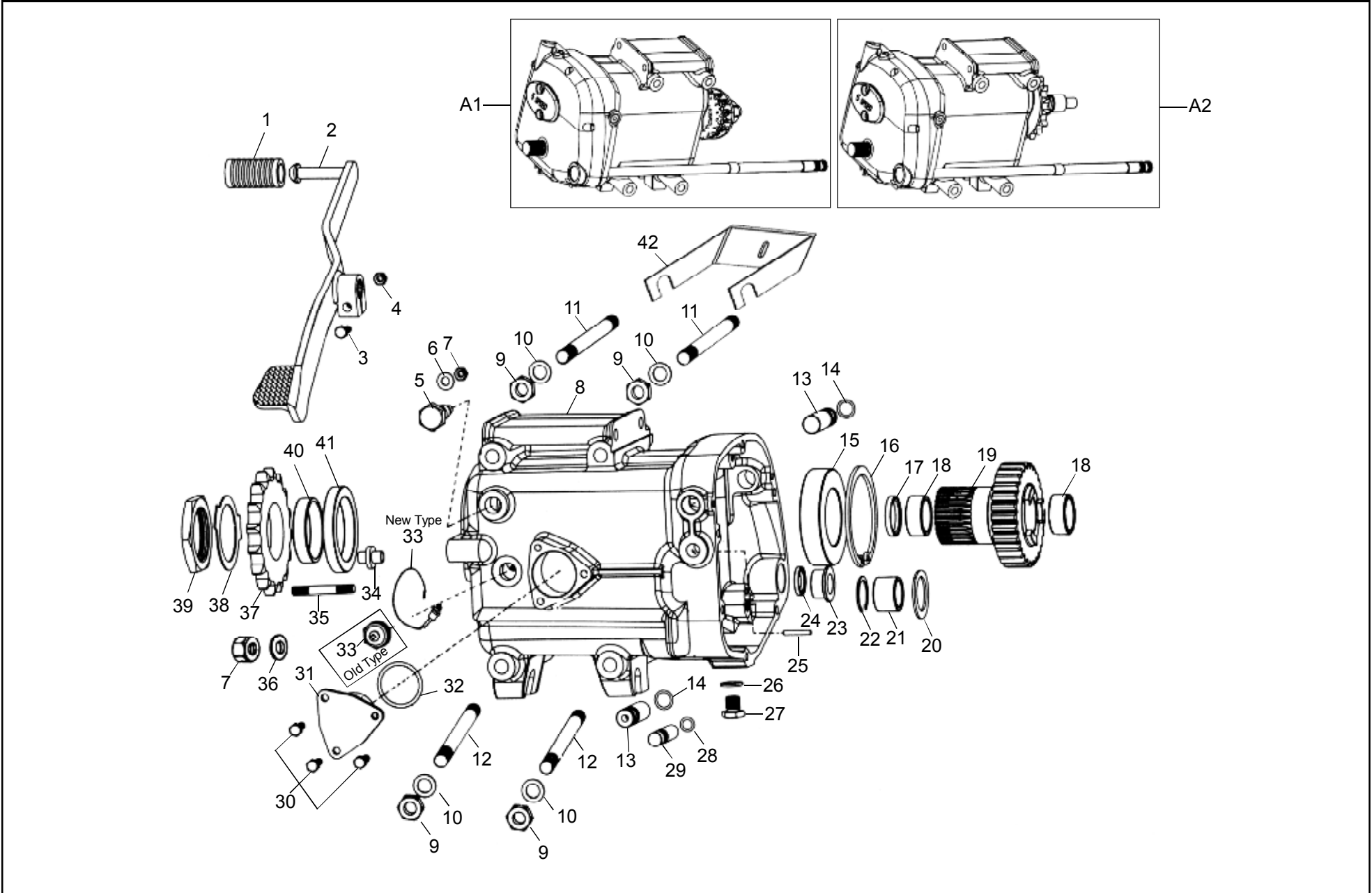
04-25 GEAR BOX CASING - 5 SPEED

Key No.	Part Numbers		Description	Qty.	350								BU 500	Lightning			Bu Mach		T Bird		Remarks	MOQ	
	New	Old			Std	Dlx	Mac	Cam	Elec 4S		Elec 5S			500	500	535	535 ES	A350	A500	KS			ES
									KS	ES	KS	ES											
A1	597241		Gear box assy 5 speed with clutch - 4 plate (350cc)	1																			
			Gear box assy 5 speed with clutch - 5 plate	1																			
A2	550200F	550201	Gear box assembly	1																			
			Gear box assembly, 16T Spkt	1															550254				
			Gear box assembly, 18T Spkt	1															550253				
		550238	Gear box 5Speed 2005	1																			
1	550507/B	550507/A	Sleeve, Rubber Gear Lever (Heel & Toe)	1															SB - 342				
2	521136/C	550177	Gear Lever, Heel & Toe	1															SB - 484, 544				
3	550095	550104	Gear Lever Pinch Bolt, Hex. Screw M6	1															Alt.No.550095 SB - 288, 681				
	H6902043/A	550095	M6x55 Socket Bolt	1															SB - 288				
4	586029/A	141060	Hexagonal Nut M6 x 1 (Metric)	1															SB - 687				
5	573983/A	550085/C	Bolt, Pawl	1																			
6	550087		Washer, Plain	2																			
7	593090/C	550086/A	Flanged Nut, Nylock	2															Old Type				
	593090/C	550086/A	Flanged Nut, Nylock (Zinc Iron Passn.) (New Type)	2															SB - 687				
8	550124/G		Gear box case 5 Speed Machined - Silver Ash - HR	1															SB - 388, 473				
9	140302/3	586057/A	Hex nut - 3/8" Dia X 26 TPI	4																			
10	586033/A	140293	Washer, Plain - 25/64" Dia X 3/4" Dia X 16 SWG	4															SB - 687, Old Type				
	586033/A	140293	Washer, Plain - 25/64" Dia X 3/4" Dia X 16 SWG	4															SB - 687, New Type				
11	110202/3		Stud	4																			
	110202/3		Stud, 3/8" CEI x 5-1/8"	2																			
12	550111		Stud - CC to GB Bottom	2																			
13	550239/A	550039/C	Pivot, Pin - Rocker shaft	2																			
	550239/A	550069/C	Pivot, Pin - Rocker shaft	2															Old Type, SB-388				

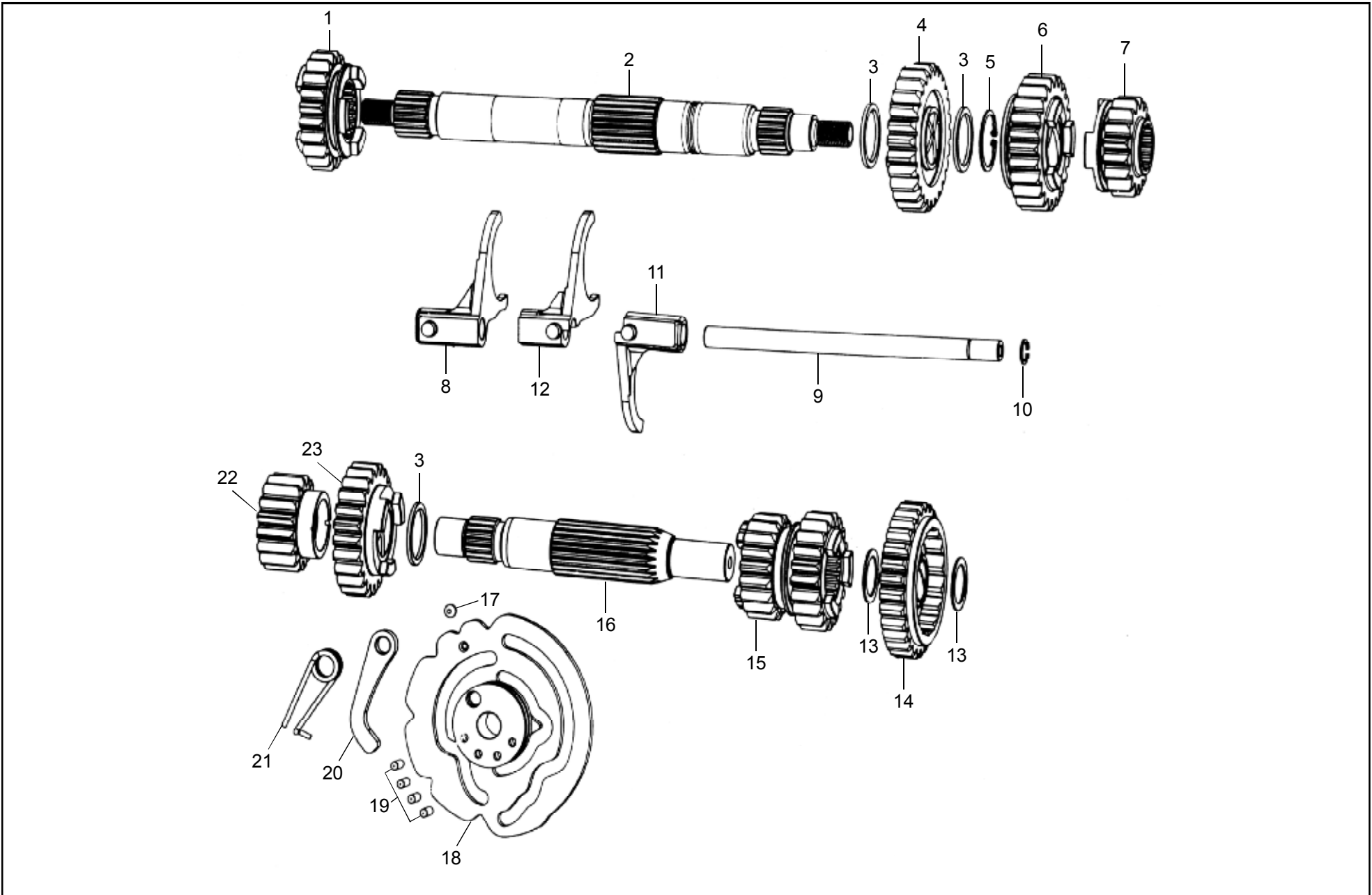
04-25 GEAR BOX CASING - 5 SPEED



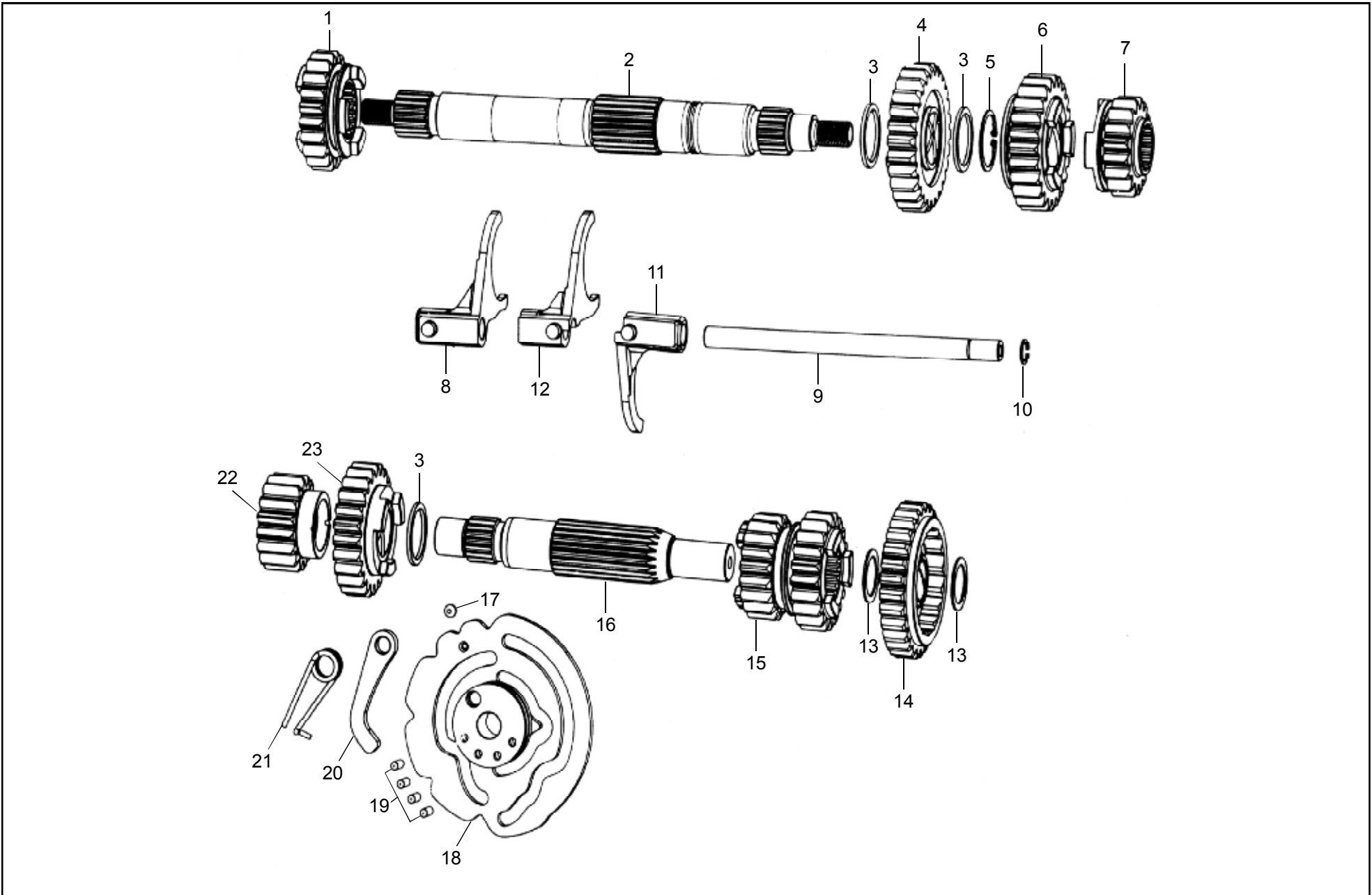
04-25 GEAR BOX CASING - 5 SPEED



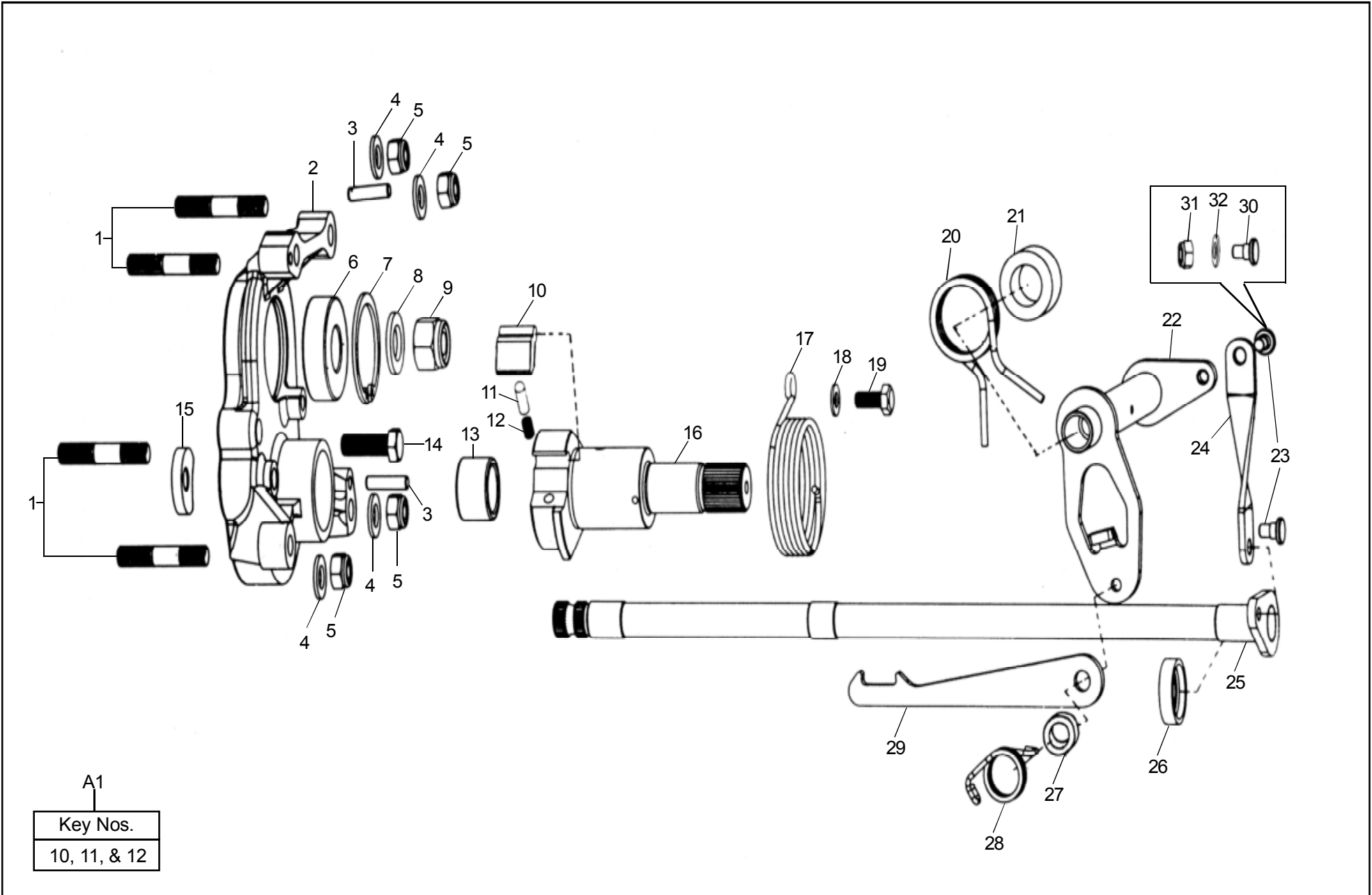
04-30 GEARS & SELECTOR FORKS - 5 SPEED



04-30 GEARS & SELECTOR FORKS - 5 SPEED



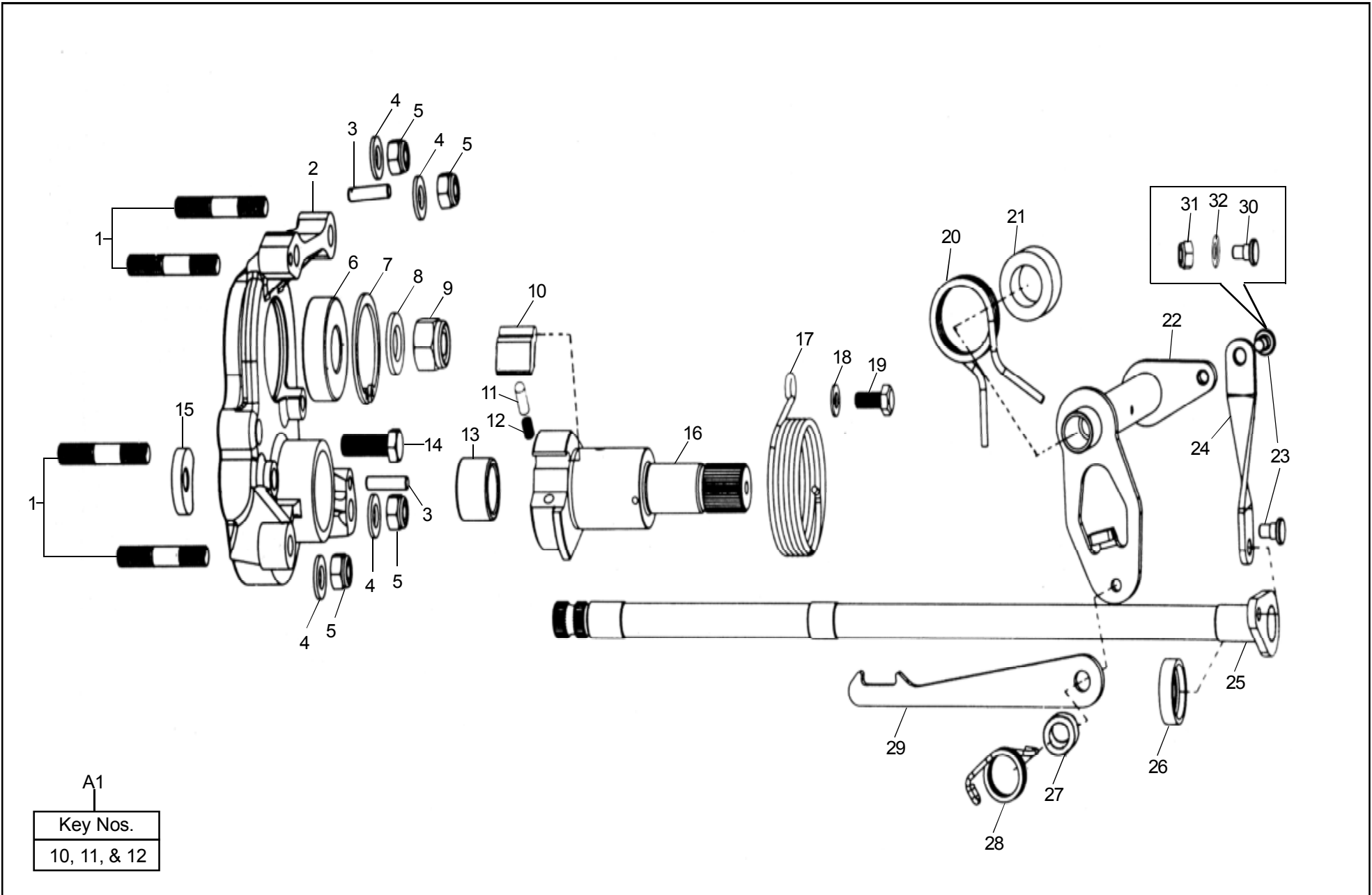
04-35 CARRIER PLATE & GEAR LEVER SHAFT - 5 SPEED



04-35 CARRIER PLATE & GEAR LEVER SHAFT - 5 SPEED

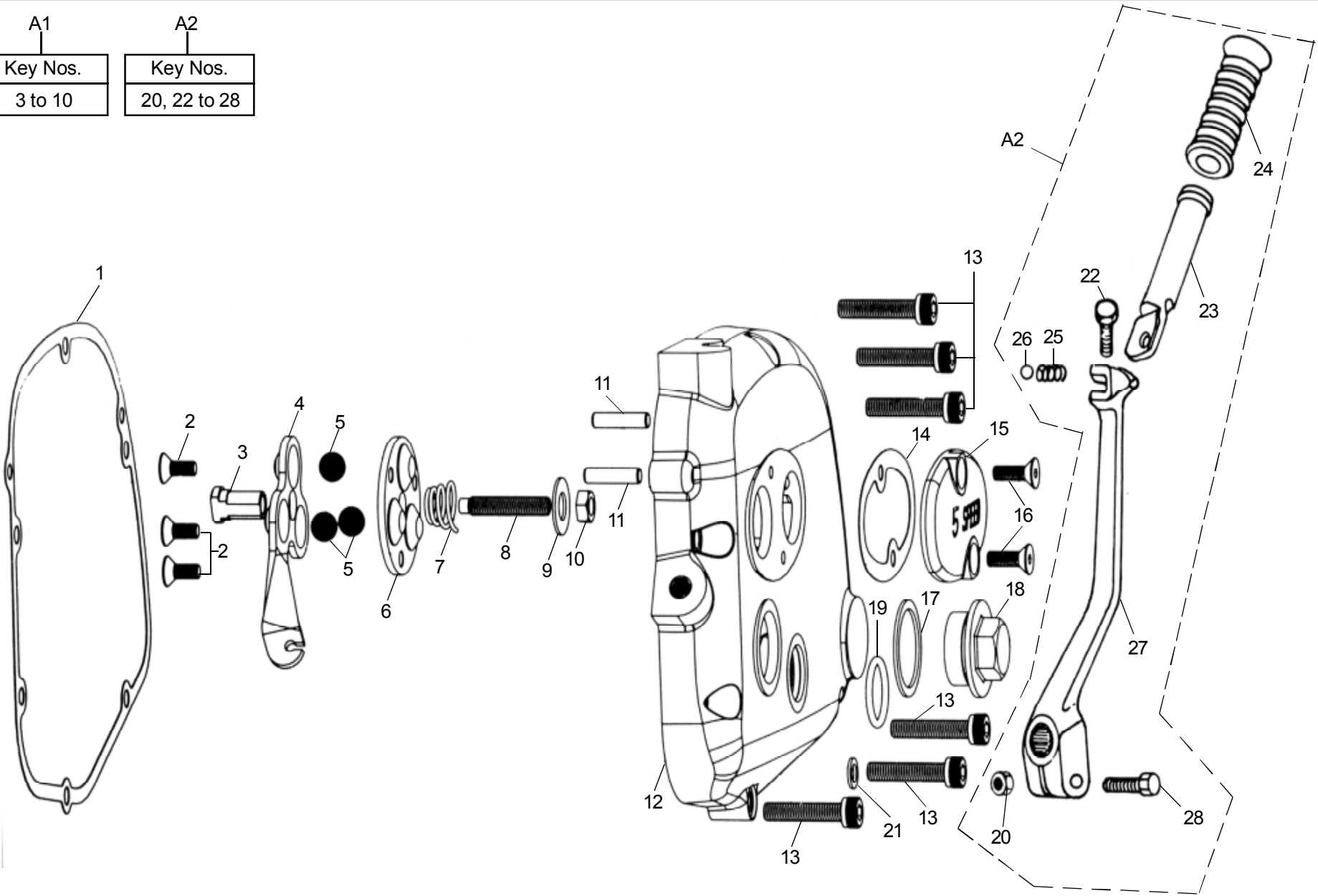
Key No.	Part Numbers		Description	Qty.	350								BU 500	Lightning			Bu Mach		T Bird		Remarks	MOQ	
	New	Old			Std	Dlx	Mac	Cam	Elec 4S		Elec 5S			500	500	535	535 ES	A350	A500	KS			ES
									KS	ES	KS	ES											
A1	888182		Kick pawl plunger spring kit	1	●	●	●	●	●	●	●	●	●	●	●	●	●	●		1			
1	550042/B		Stud	4					●	●					●	●	●	●		1			
2	550003/D		Carrier plate m/cd	1					●	●					●	●	●	●		1			
3	550094/B	550094/A	Dowel	2					●	●					●	●	●	●		20			
4	586036/A	140080/2	Plain Washer, M8	4					●	●					●	●	●	●	SB - 687	50			
	550044		Washer Punched	4					●	●					●	●	●	●	Old No. 140080/2	50			
	586036/A	140080/2	Plain Washer, M8	4					●	●					●	●	●	●	SB - 687	50			
5			Nut Nylock	4					●	●					●	●			550043				
	586004/A	142182	Hex. Nylock Nut M8 x 9.5	4					●	●					●	●	●	●	SB - 687	30			
6	110965		Bearing 6203 C3	1					●	●					●	●	●	●		1			
7	550037		Circlip, Internal	1					●	●					●	●	●	●		10			
8	147108	550026	Washer, Plain 12mm	1					●	●					●	●	●			1			
	586008/A	145708/A	Washer, Plain 13.5 X 22 X 2.5	1					●	●					●	●	●	●	SB - 687	14			
9	550025		Nut Nylock	1					●	●					●	●	●	●	SB - 433	10			
	550524		Nut Nylock	1					●	●					●	●	●	●		10			
10	140333/C	140333/B	Pawl	1					●	●					●	●	●	●	SB - 188	1			
11	140332/B	140332	Plunger	1					●	●					●	●	●	●		10			
12	140331/A	140331	Spring, Plunger	1					●	●					●	●	●	●		100			
13	550032/A	550032	Needle bearing	1					●	●					●	●	●	●		1			
14	146714/A	146714/1	Screw M8 x 25	1					●	●					●	●	●	●		50			
15	142257/B	550033/A	Stop plate	1					●	●					●	●	●	●		5			
16	550251/A		Kick starter shaft	1					●	●					●	●	●	●		1			
17	146450/C	140324	Spring, Kick starter	1					●	●					●	●	●	●		5			
18	550087		Washer, Plain	1					●	●					●	●	●	●		1			
19	570892/B	145090	Hex. screw M6 x 16 GR 8.8	1					●	●					●	●	●	●		20			
20	550072/B		Spring - Gear Rocker	1					●	●					●	●	●	●		10			

04-35 CARRIER PLATE & GEAR LEVER SHAFT - 5 SPEED



04-40 END COVER - 5 SPEED

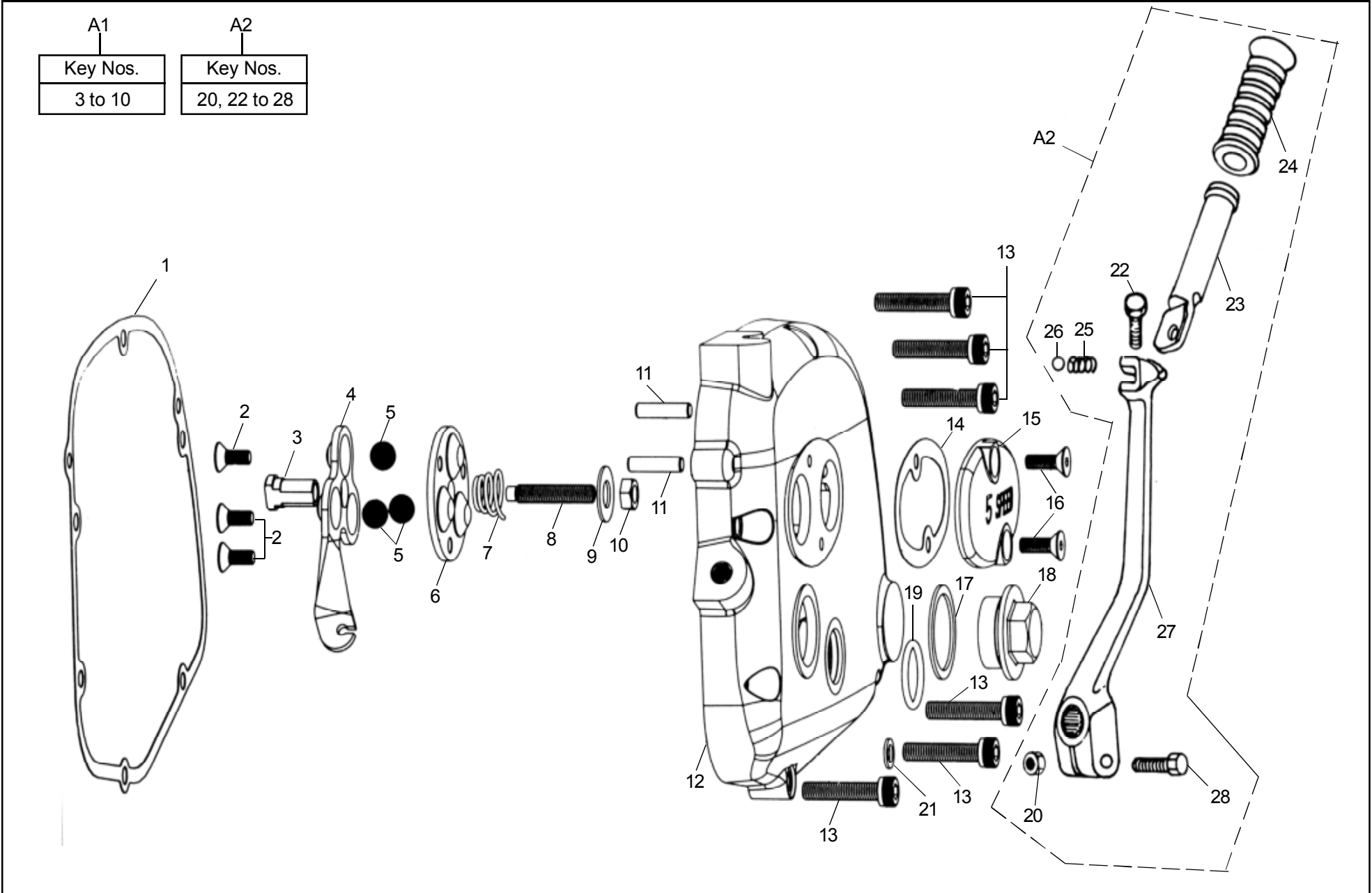
A1	A2
Key Nos.	Key Nos.
3 to 10	20, 22 to 28



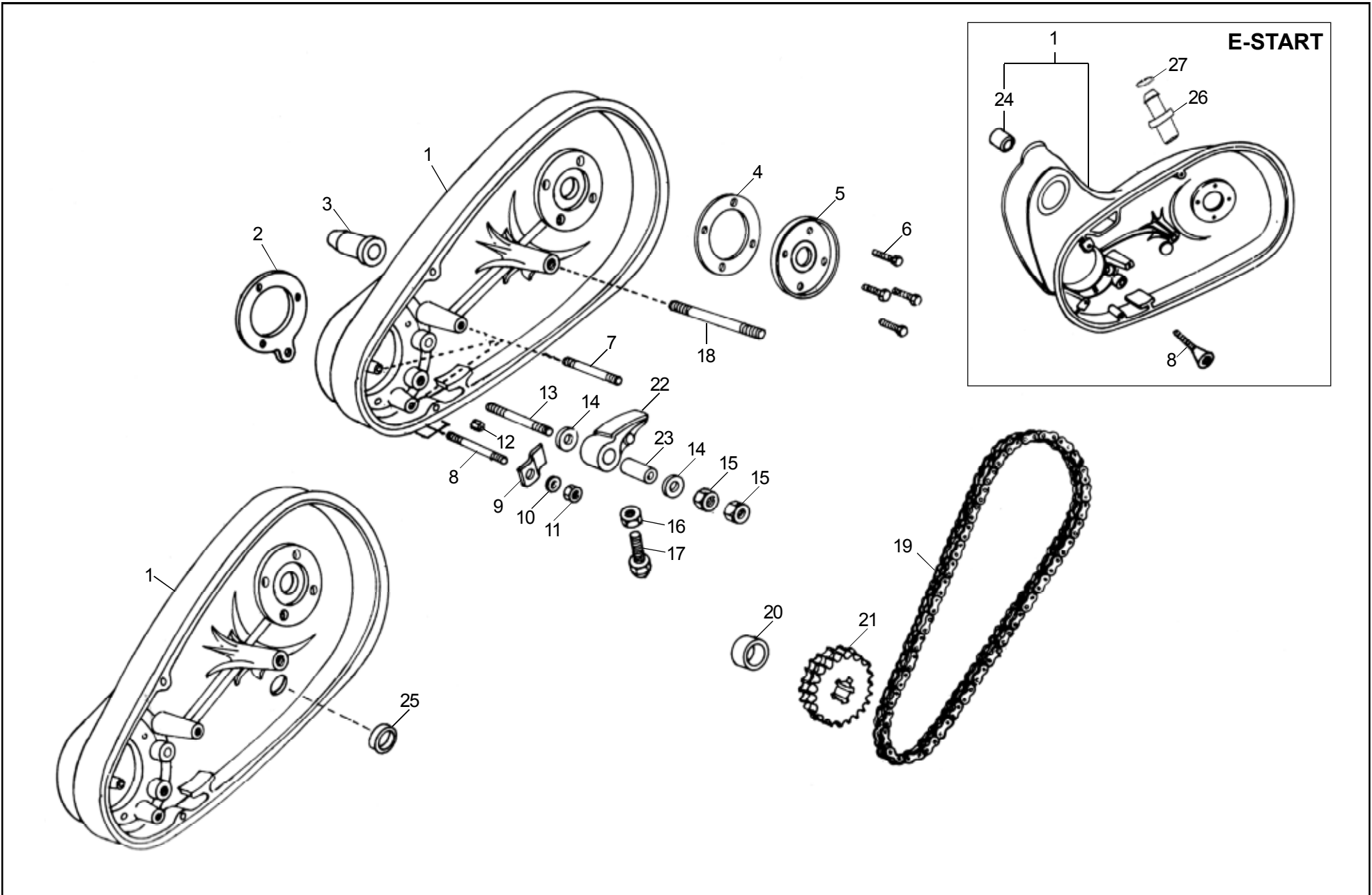
04-40 END COVER - 5 SPEED

Key No.	Part Numbers		Description	Qty.	350								BU 500	Lightning			Bu Mach		T Bird		Remarks	MOQ	
	New	Old			Std	Dlx	Mac	Cam	Elec 4S		Elec 5S			500	500	535	535 ES	A350	A500	KS			ES
									KS	ES	KS	ES											
A1	550512/A	550188/C	Clutch operating Mechanism Assy.	1															Old No. 550052 SB - 417, 433	1			
A2	550252/A		Kick starter crank assy (New Type)	1															SB - 449	1			
		550151/C	Kick starter crank assy (Old Type)	1															SB - 449, LTD	1			
1	550109/A		Gasket (gasket end cover), Old Type	1															SB - 380	5			
	550244/A		Gasket end cover, New Type	1																5			
	550233/B		Gasket (gasket end cover)	1																1			
2	550138		Fixing Screw - CL OP Mech - M5 X 12	3																			
3	550051/B		Sleeve	1																1			
4			Lever, Clutch operating	1															550187/C, Ref. A1				
5			Ball 3/8"	3															550101, Ref. A1				
6			Reaction plate	1															550046/C, Ref. A1				
7			Spring	1															550050/B				
8		550047/E	Pin, Thrust	1															SB-293, 433, 514,	1			
		550523/B	Pin, Thrust	1															SB - 433	1			
9			Washer	1															550049/B	1			
10		550048	Hex nut M6	1															550048/B	1			
11	550094/B	550094/A	Dowel	2																20			
12	813025	813021	End cover - 5 Speed painted (AL-HR)	1																1			
	813025	550186/F	Gear Box end Cover 5speed Painted	1															SB - 417	1			
		550235/D	Gear Box end Cover 5speed BX - Buffed	1																1			
13	H6902043/A	550095	Allen screw M6	5																10			
14	550245/B	550110/B	Gasket, Old Type	1															SB-380,Alt. No. 550245/B	1			
	550245/B		Gasket inspection cover modified	1															with rubber sealant corner	1			
		550232/B	Gasket	1															SB - 380	1			
15	813022	550096/B	Cover, Inspection - GB Silver Ash	1															Alt. No. SB-534	1			

04-40 END COVER - 5 SPEED



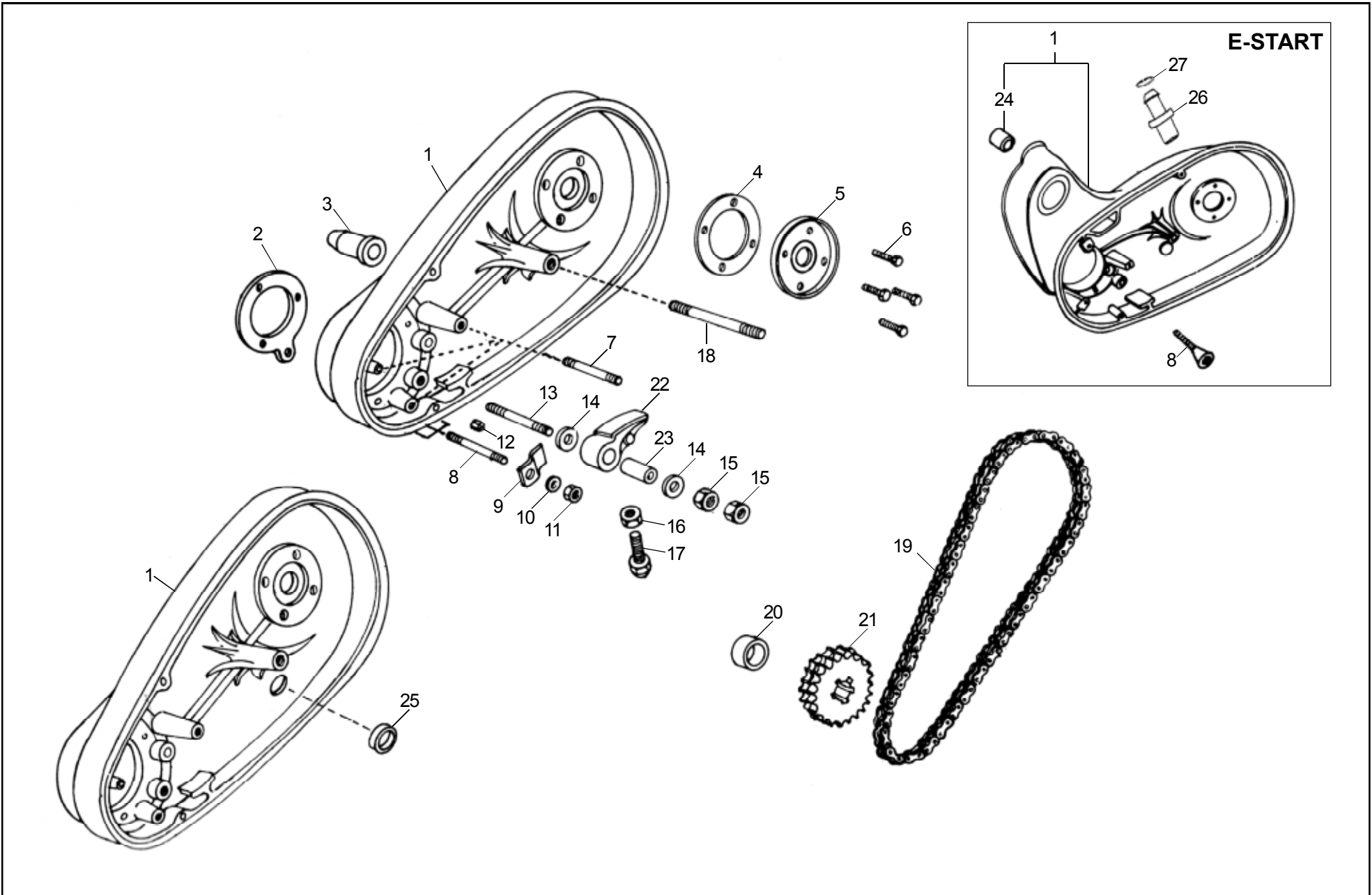
04-45 CHAINCASE INNER



04-45 CHAINCASE INNER

Key No.	Part Numbers		Description	Qty.	350								BU 500	Lightning			Bu Mach		T Bird		Remarks	MOQ	
	New	Old			Std	Dlx	Mac	Cam	Elec 4S		Elec 5S			500	500	535	535 ES	A350	A500	KS			ES
									KS	ES	KS	ES											
A1	597434		Chain case inner assembly kit	1																			
1	111889		Chain case inner (Inches)	1	•	•	•	•				•								Before Mar 2002 SB-203, 275	1		
	145166/2		Chain case inner (Metric)	2	•	•	•	•				•								After Mar 2002	1		
	147416/B	502028/A	Chain case inner (TCI) M/CD Back Half	1					•											SB-288	1		
	145463/A		Chain case inner (CDI)	1					•											Elec 2003, SB-275, 503	1		
	502025/B		Chain case inner (TCI)	1					•											SB - 426	1		
	147295/B	502029/A	Chain case inner (TCI) Back Half Left Gear	1						•								•			1		
	502033/C		Chain case inner (TCI-ES)	1							•				•	•		•		SB - 426	1		
			Chain case inner (Back Half) (TCI)	1							•									502034/A			
			Chain case inner	1											•					SB-172, 500918			
			Chain case inner (Inches), back half - Citi Bike	1								•	•							SB-203, 170289 Before Mar 2002	1		
			Chain case back half C.B. (Metric)	1								•	•							145167/1 SB-203, After Mar 2002			
			Chain case inner assy	1										•						560112/A	1		
			Chain case inner / back half Buffed T1	1														•		510946/G TB 2003 SB - 266, 275	1		
		147416/B	Chain case back half - four speed	1					•	•										SB - 487	1		
		147295/B	Chain case back half - 5 speed	1					•	•										SB - 487	1		
		145957/A	560112/A	Chain case back half E-Start (Super Finish)	1							•									1		
				Chain case inner (Diesel type)	1	•														210002	1		
		560048/B	Chain case inner Assy. 5 Speed - E-Start -Buffed	1												•				1			
2	144621/A	144621	Gasket, crankcase to chaincase	1	•	•	•	•				•	•	•					SB - 372	1			
	146546/A		Gasket, crankcase to chaincase (3 off holes)	1	•	•	•	•	•	•	•	•	•		•				SB - 506	4			
			Gasket, crankcase to chaincase	1										•			•	•	560052/A SB-380				
	146854/B		Gasket, crankcase to chaincase (6 off holes)	1	•	•	•	•	•	•	•				•				SB - 506	5			
	560615/B		Gasket, crankcase to chaincase	1												•				1			

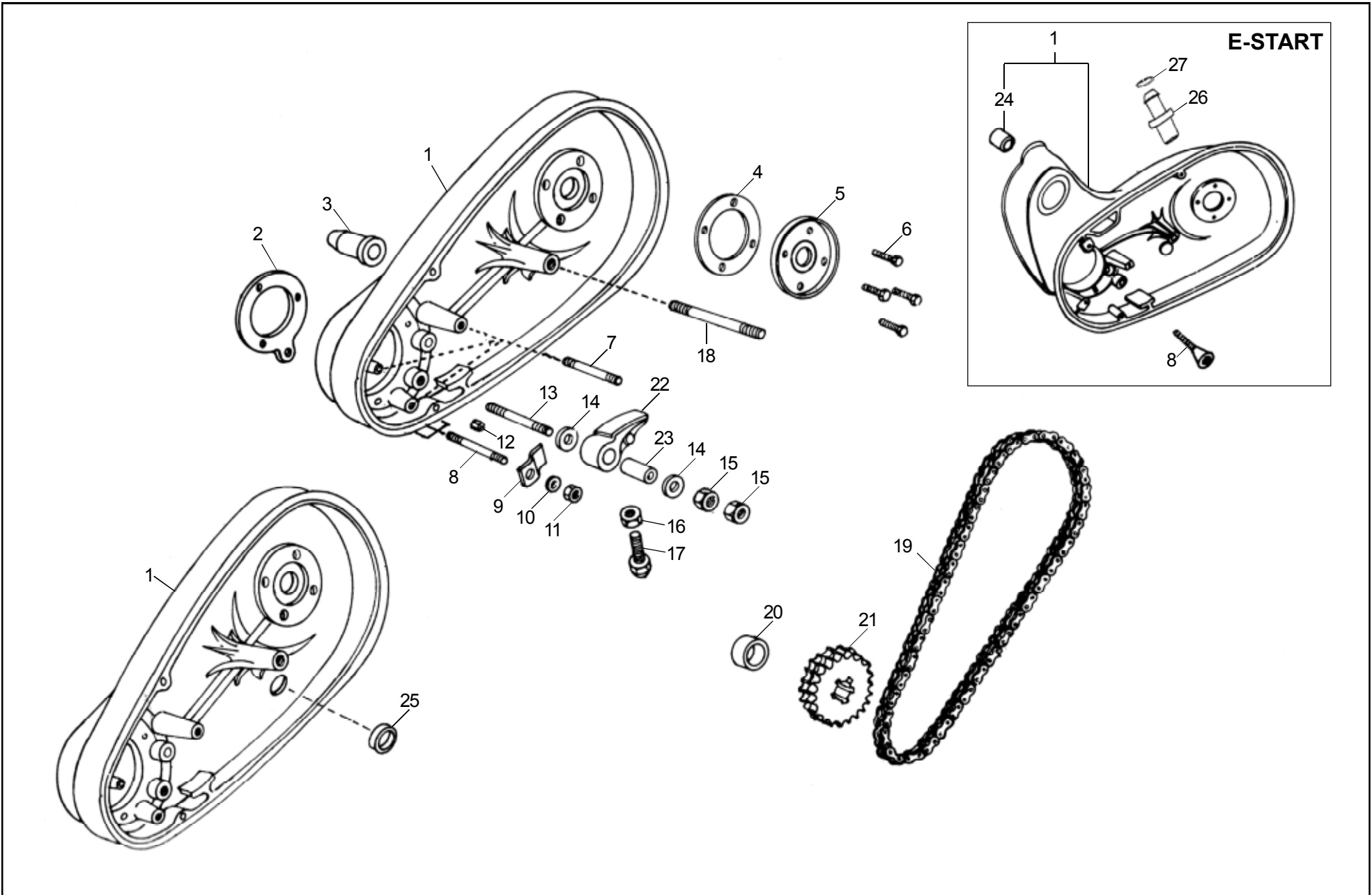
04-45 CHAINCASE INNER



04-45 CHAINCASE INNER

Key No.	Part Numbers		Description	Qty.	350								BU 500	Lightning			Bu Mach		T Bird		Remarks	MOQ	
	New	Old			Std	Dlx	Mac	Cam	Elec 4S		Elec 5S			500	500	535	535 ES	A350	A500	KS			ES
									KS	ES	KS	ES											
3	144752/D		Grommet - Alternator (AC/DC Cable)	1	●	●	●	●				●	●	●					SB - 266, 275	1			
		500940	Grommet	1					●						●			●	500940/A, SB-503				
4			Gasket, Chain case deflector	1	●	●	●	●				●	●	●					SB-372, 144624	1			
	146844/A		Gasket, Chain case deflector	1	●	●	●	●	●			●	●	●					SB-372, 373, 379, 380	10			
	550190/C		Gasket, Chain case deflector	1														●	Year 2003, SB - 380	10			
	550243/A		Gasket, Chain case deflector	1						●	●				●			●	●	SB - 380	1		
	550234/B		Gasket, Chain case deflector	1												●					1		
5	111888/A		Oil seal adaptor	1	●	●	●	●	●	●	●	●	●	●							1		
	550116/A		Oil seal adaptor	1					●	●	●	●			●	●	●	●			14		
6			Screw - Oil seal adaptor	4	●	●	●	●				●	●	●					SB-172, 140290	20			
	145184/B		Screw - Oil seal adaptor	4	●				●	●	●	●			●	●	●	●	SB - 172	20			
7	111334/6		Stud - Stator fixing	3	●	●	●	●				●	●	●							1		
	500919/C		Stud - Stator fixing	3					●						●			●			1		
8	140312		Stud - Chaincase fixing (Inches)	3	●	●	●	●	●			●	●	●	●			●	SB-162, Before May 2000				
	144286/A		Stud - Chaincase fixing (Metric)	3	●	●	●	●	●			●	●	●	●			●	After May 2000, SB-762	14			
	560019		Hex socket screw	3					●	●	●	●		●	●	●	●				5		
9	111866/B		Retainer - Crankcase	3	●	●	●	●	●			●	●	●	●			●			40		
10	140147		Washer - Shake proof 5/16"	3	●	●	●	●	●	●	●	●	●	●	●			●			40		
	586038/B	210026	Spring Washer M8	3	●	●	●	●	●	●	●	●	●	●	●			●	SB - 565, SB - 687	40			
11	140079/5		Hex. Nut 5/16 CEI	3	●	●	●	●	●	●	●	●	●	●	●			●	SB-162, Before May '00	1			
	141051/A	141051	Nut - Chaincase fixing (Metric)	3	●	●	●	●	●	●	●	●	●	●	●			●	After May 2000	40			
12	140278/A		Dowel pin, chain case	1	●	●	●	●	●	●	●	●	●	●	●			●			30		
13	141245		Stud - 5/16" BSF X 3-1/8" Chain tensioner (Inches)	1	●	●	●	●				●	●	●	●				SB-162, Before May 2000	10			
	144287/A		Stud - Chain tensioner (Metric)	1	●	●	●	●				●	●	●	●			●	After May 2000, SB-162	10			
	500963/C		Stud - Chain tensioner	1					●	●	●	●			●	●	●	●			6		

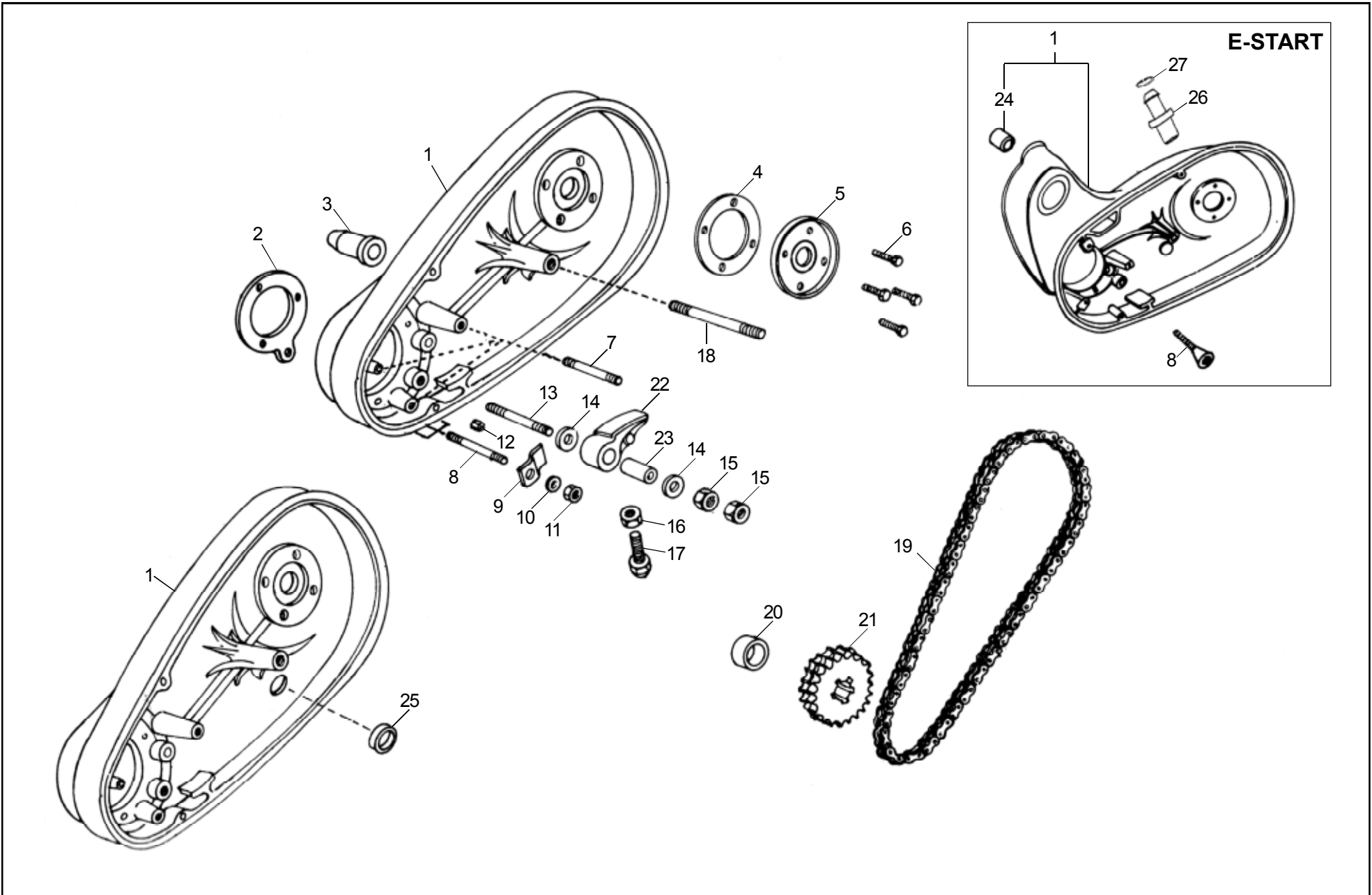
04-45 CHAINCASE INNER



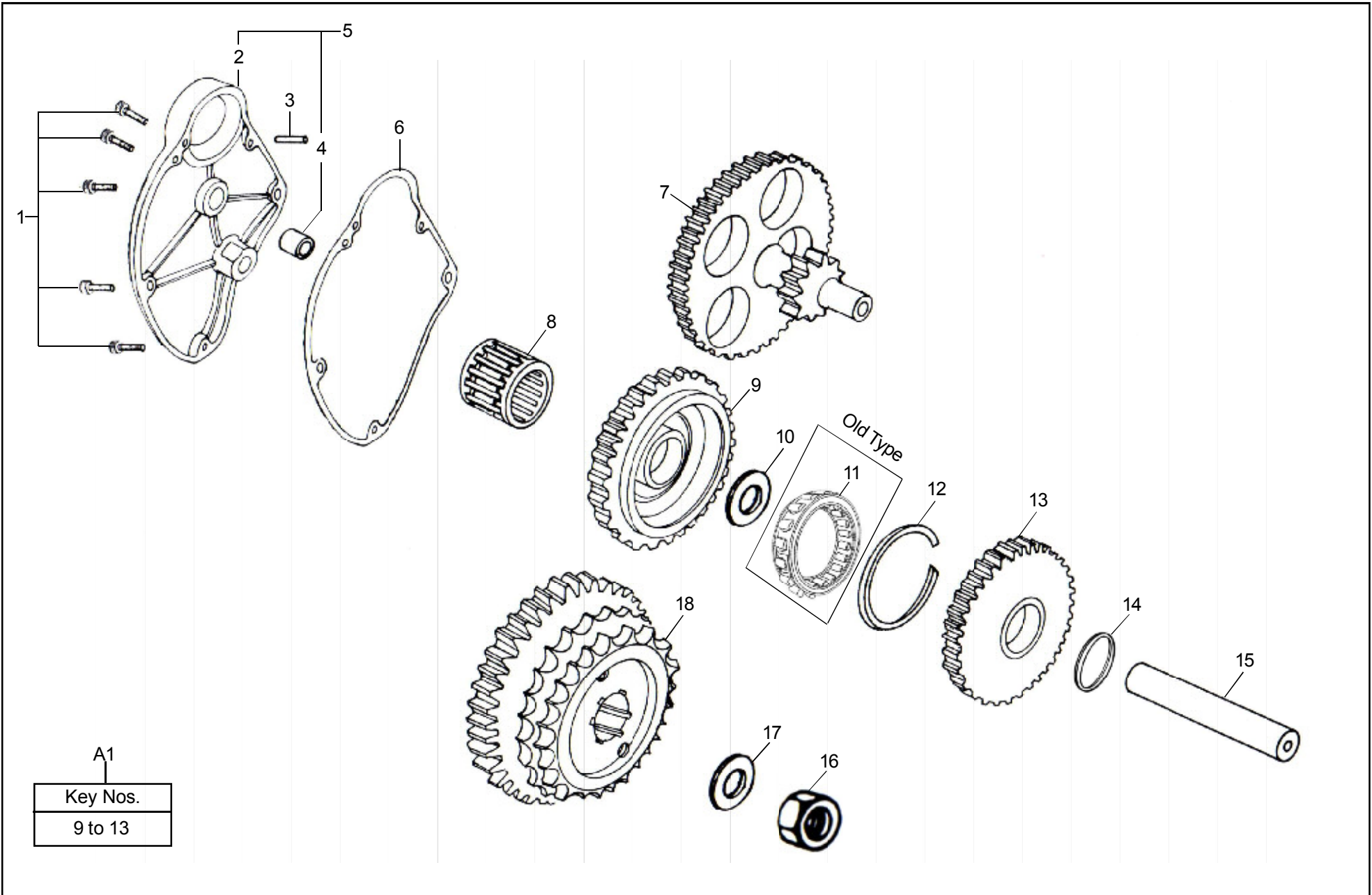
04-45 CHAINCASE INNER

Key No.	Part Numbers		Description	Qty.	350								BU 500	Lightning			Bu Mach		T Bird		Remarks	MOQ	
	New	Old			Std	Dlx	Mac	Cam	Elec 4S		Elec 5S			500	500	535	535 ES	A350	A500	KS			ES
									KS	ES	KS	ES											
14	586036/A	140437/1	Washer	2	●	●	●	●	●	●	●	●	●	●	●	●	●	●		100			
15	140191/2		Hex. Nut, 5/16 BSF	2	●	●	●	●	●	●	●	●	●	●	●	●	●	●	< May 2000, SB-162	1			
	141051/A	141051	Nut (Metric)	2	●	●	●	●	●	●	●	●	●	●	●	●	●	●	After May 2000	40			
16	120521		Nut	1	●	●	●	●	●	●	●	●	●	●	●	●	●	●		40			
17	110201/B	110201/A	Screw - Adjusting	1	●	●	●	●	●	●	●	●	●	●	●	●	●	●		20			
18	140277		Stud, 3/8 X 2.5" chain case cover fixing (Inches)	1	●	●	●	●				●							SB - 203	1			
			Stud, chain case cover fixing (Metric) M10 x 1	1	●	●	●	●				●							145163/A After May 2000				
	145939/A		Stud, metric M10 x 1 x 75	1	●	●	●	●				●							SB - 275	1			
			Stud, chain case cover fixing (Inches) 3/8" x 26 TPI	1					●				●	●	●	●		●	SB-172, SB - 203 170370/A Before Mar 2002				
			Stud, chain case cover fixing (Metric)	1					●				●	●	●	●		●	SB-266, 170548/B, After Mar 2002				
	145938/A		Stud, chain case cover fixing (Metric)	1												●		●	SB - 266, 275	1			
19	113007		Front Chain	1	●	●	●	●	●	●	●	●	●	●	●	●	●	●		1			
20	110056/B		Distance piece - Engine sprocket	1	●	●	●	●	●	●	●	●	●	●	●	●	●	●		5			
21	110221/12		Engine Sprocket gear 25T	1	●	●	●	●	●		●				●	●		●		1			
			Engine Sprocket gear	1					●		●				●	●		●	560018/B				
	560614/A		Engine Sprocket gear	1					●		●	●			●	●		●		1			
22	140938/3		Pad, Chain tensioner pad	1	●	●	●	●	●	●	●	●	●	●	●	●	●	●		1			
23	141246/C		Bush, Chain tensioner pad	1	●	●	●	●	●	●	●	●	●	●	●	●	●	●		20			
	500961/A		Bush, Chain tensioner pad (Old Type)	1					●								●	●	SB - 503	6			
24	560015/A		Bush (PB Casing)	1											●	●	●	●		1			
25	550661/A	550102/A	Oil seal	1													●	●	SB - 550	1			
	550661/A		Oil seal	1							●	●				●	●	●	SB - 550	1			

04-45 CHAINCASE INNER



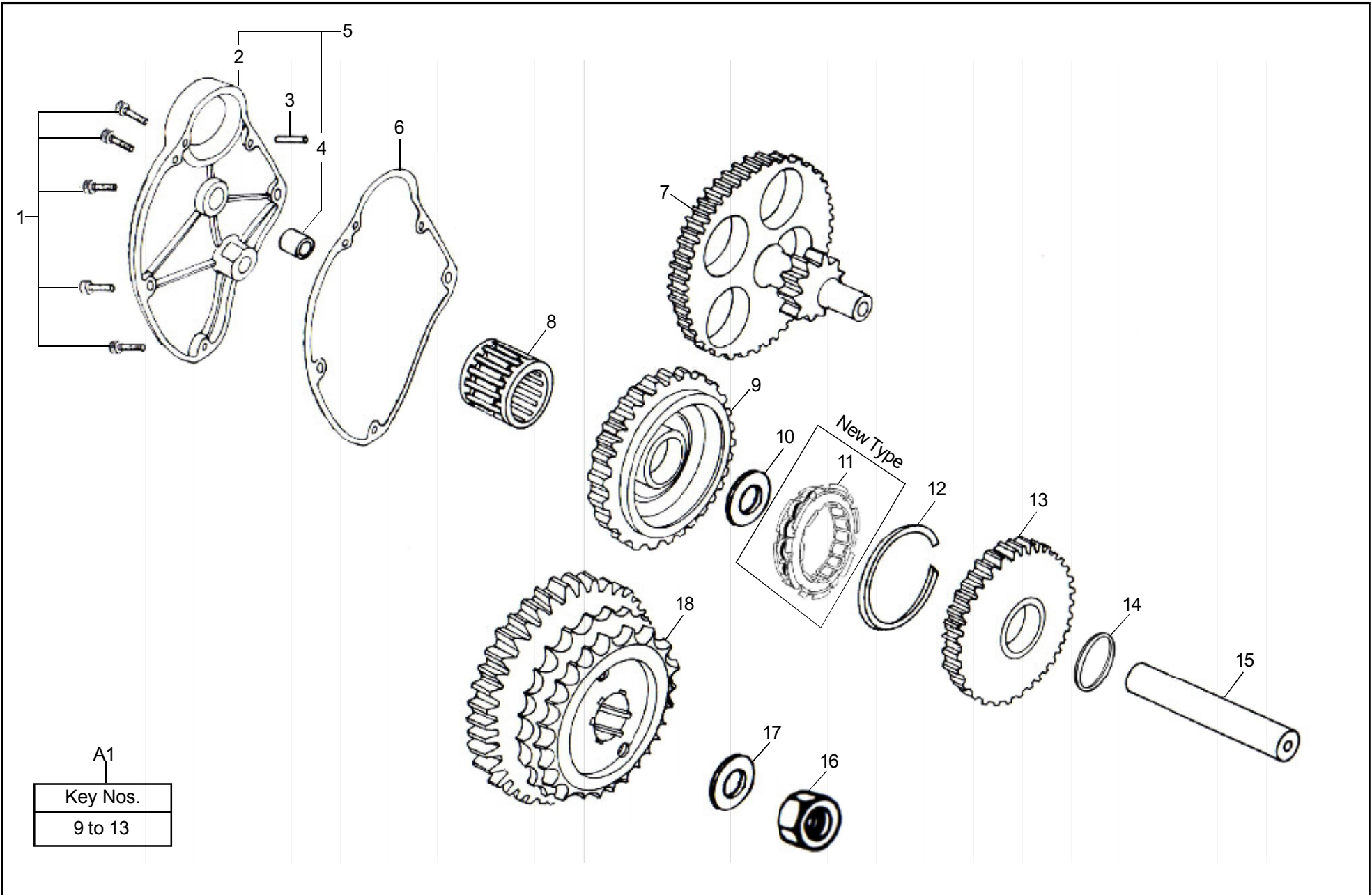
04-50 DRIVE COVER & SPRAG CLUTCH ASSEMBLY - (S) (OLD TYPE)



04-50 DRIVE COVER & SPRAG CLUTCH ASSEMBLY - (S) (OLD TYPE)

Key No.	Part Numbers		Description	Qty.	350								BU 500	Lightning			Bu Mach		T Bird		Remarks	MOQ	
	New	Old			Std	Dlx	Mac	Cam	Elec 4S		Elec 5S			500	500	535	535 ES	A350	A500	KS			ES
									KS	ES	KS	ES											
A1	147873/A	560042/A	Sprag clutch assembly (S)	1						●				●	●	●	●						
1	500632		Hex socket head cap screw M5 x 20	5						●				●	●	●	●						
2		560129/A	Drive cover	1										●					560128/A				
			Drive cover	1						●									560617/B				
	145959/A		Drive cover (Super Finish)	1						●					●	●		●					
3	550094/B		Dowel	1						●	●			●	●	●	●						
4	560015/A	560015/B	Bush	1						●				●	●	●	●						
5	145959/A	560012/A	Drive cover assy	1						●				●	●	●	●						
6	560616/B		Gasket	1						●						●							
	146855/A		Gasket (0.5mm thickness)	1						●					●	●		●	SB - 372, 379, 380				
			Gasket	1										●					560005/B				
7	560014/B		Idler gear	1						●				●	●	●	●						
8	560016/A		Needle bearing	1						●				●	●	●	●						
9	560017/E		Gear, Clutch driven	1						●				●	●	●	●		Served in Kit Ref. A1 SPM / 010				
10	550030/C		Thrust washer	1						●					●	●		●	SPM / 010				
11	560011/A		Sprag clutch - One way cam clutch (ST)	1						●				●	●	●	●		Served in Kit Ref. A1 SB-595, 607				
12	560010/B		Clutch Gear Circlip.	1						●				●	●	●	●		SPM / 010				
13	560008/C		Clutch driving Gear assembly	1						●				●	●	●	●		Served in Kit Ref. A1 SPM / 010				
14	112078/B		Shim Ø 16 x 26	1	●					●					●	●		●					
15	560009/B		Spindle	1						●				●	●	●	●	●					
16	502003/A		Nut M22 x 1.5	1						●	●			●	●	●	●	●	SB - 288				
17	502002/A		Sprocket Washer - Electra, 22 x 32 x 2	1						●	●			●	●	●	●	●	SB - 288				
18			Sprocket / Gear	1						●				●	●			●	560018/B				

04-50 DRIVE COVER & SPRAG CLUTCH ASSEMBLY - (T) (NEW TYPE)

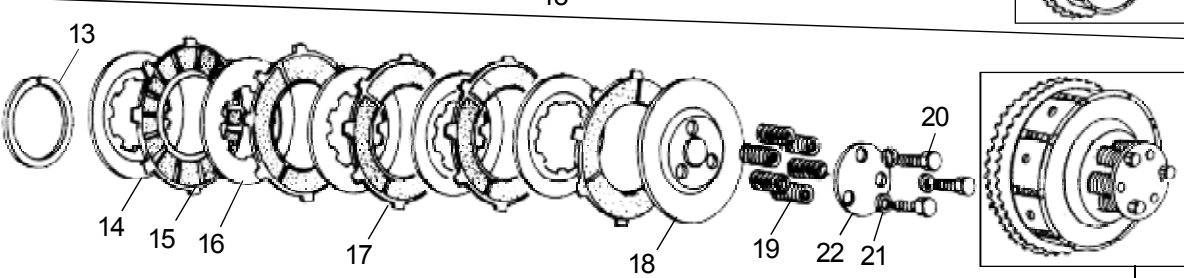
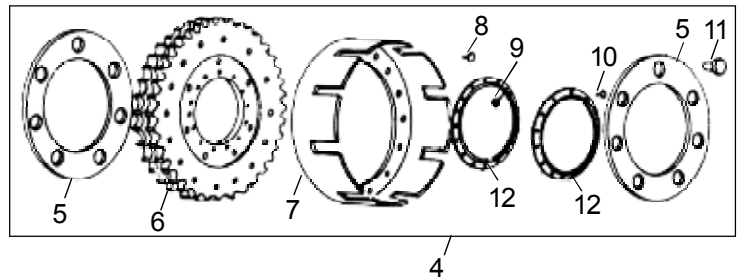
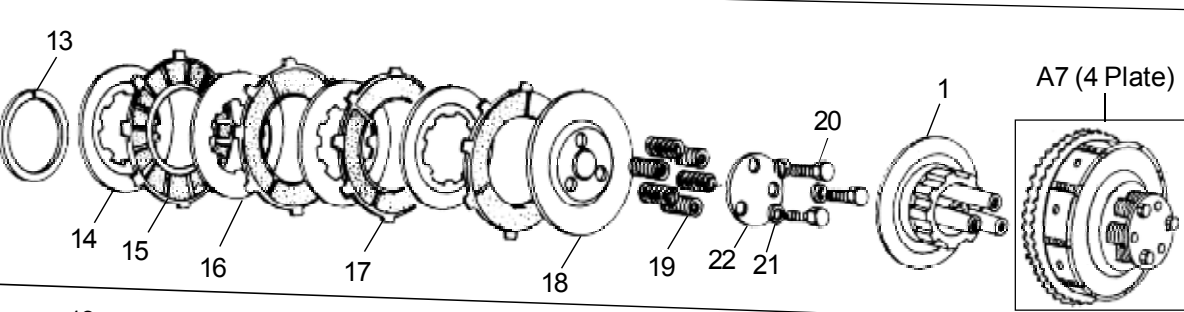
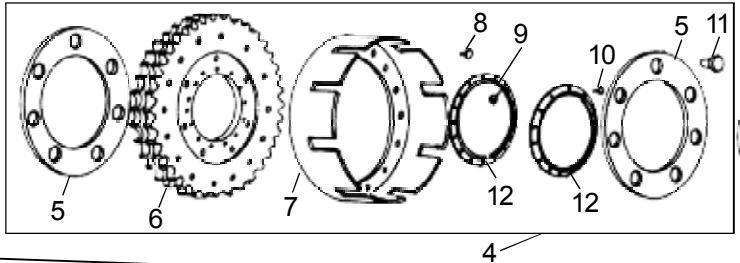
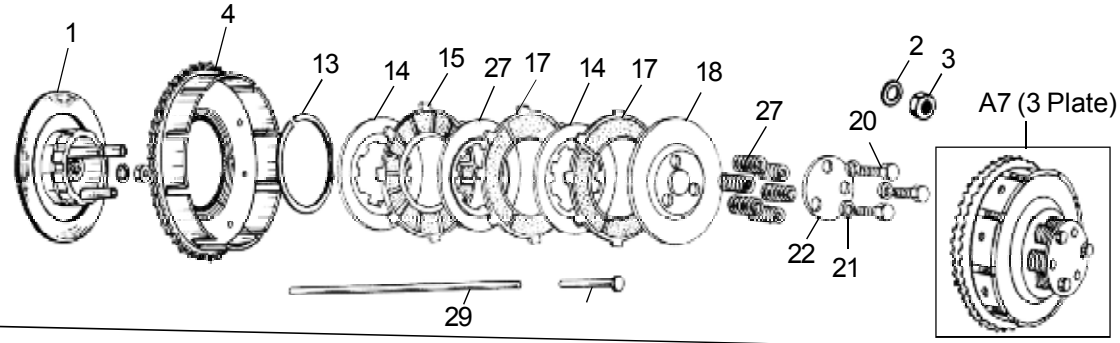
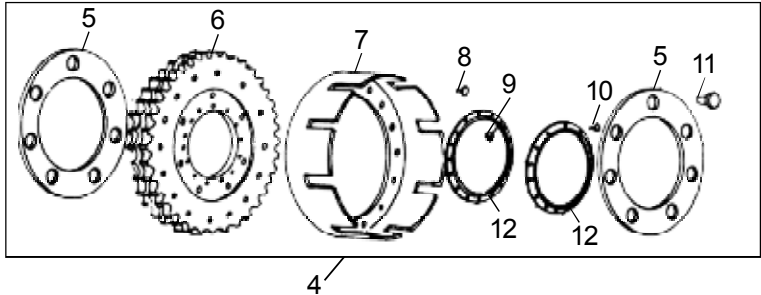


04-50 DRIVE COVER & SPRAG CLUTCH ASSEMBLY - (T) (NEW TYPE)

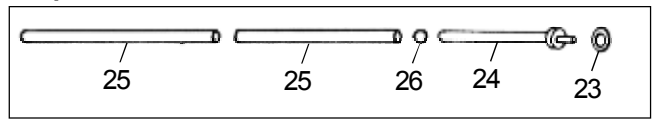
Key No.	Part Numbers		Description	Qty.	350								BU 500	Lightning			Bu Mach		T Bird		Remarks	MOQ	
	New	Old			Std	Dlx	Mac	Cam	Elec 4S		Elec 5S			500	500	535	535 ES	A350	A500	KS			ES
									KS	ES	KS	ES											
A1	147873/A		Sprag clutch assembly (T)	1															After Feb. 2009	1			
1	500632		Hex socket head cap screw M5 x 20	5																10			
2			Drive cover	1															560128/A				
			Drive cover	1															560617/B				
	145959/A		Drive cover	1																1			
3	550094/B		Dowel	1																1			
4	560015/A	560015/B	Bush	1																1			
5	145959/A	560012/A	Drive cover assy	1																1			
6	560616/B		Gasket	1															SB-372, 379, 380	1			
	146855/A		Gasket	1																2			
			Gasket	1															560005/B				
7	560014/B		Idler gear	1																1			
8	560016/A		Needle bearing	1															Served as Kit, Ref. A1	1			
9		147730/B	Driven Gear, Cam Clutch	1															147730/A, Tsubaki, Ref. A1				
10	550030/C		Thrust washer	1															SPM / 010	14			
11	147787/C	147787/B	Sprag clutch (one way cam clutch) -T	1															Served as Kit, Ref. A1 SB - 595, 607	1			
12		147731/A	Circlip	1															147731/B, Ref. A1				
13		147728/A	Driving Gear, Cam Clutch Assembly	1															Served as Kit, Ref. A1	1			
14	112078/B		Shim Ø 16 x 26	1																10			
15	560009/B		Spindle	1																1			
16	502003/A		Nut M22 x 1.5	1																1			
17	502002/A		Sprocket Washer - Electra, 22 x 32 x 2	1															SB - 288				
18			Sprocket / Gear	1															560018/B				

04-55 CLUTCH ASSEMBLY

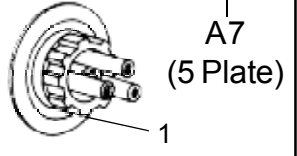

A1	A2	A3	A4	A5	A6	A8	A9	A10	A11
Key Nos.	Key Nos.	Key Nos.	Key Nos.	Key Nos.	Key Nos.	Key Nos.	Key Nos.	Key Nos.	Key Nos.
14 (2 Nos) 16 (2 Nos)	14 (2 Nos) 16 (1 Nos)	15, 17 (3 Nos)	15, 17 (2 Nos)	5 (2 Nos) 11 (7 Nos)	9 (54 Nos), 10 (15 Nos), 12 (2 Nos),	17 (4 Nos)	14 (2 Nos), 18	23, 24, 26, (Qty. 2 Nos. 25)	17 (5 Nos)



4 Speed Gear Box



5 Speed Gear Box

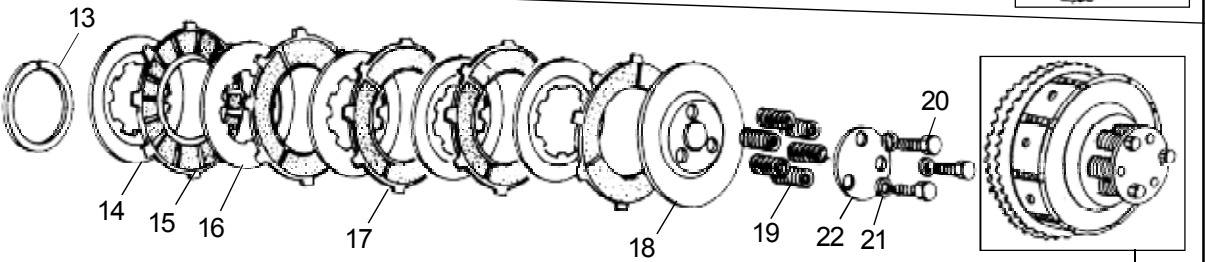
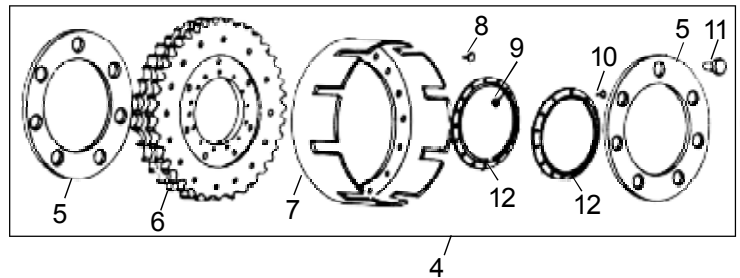
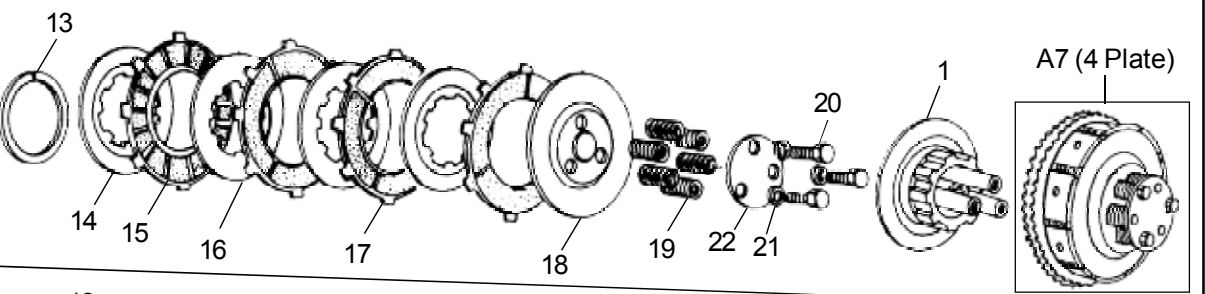
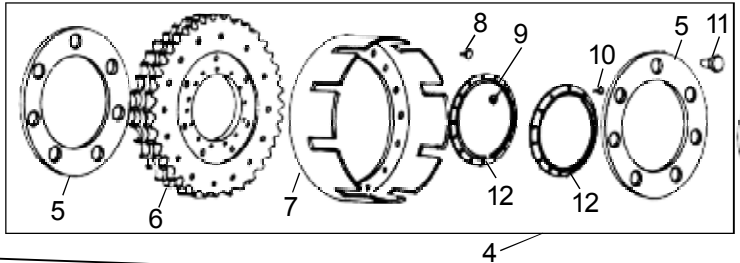
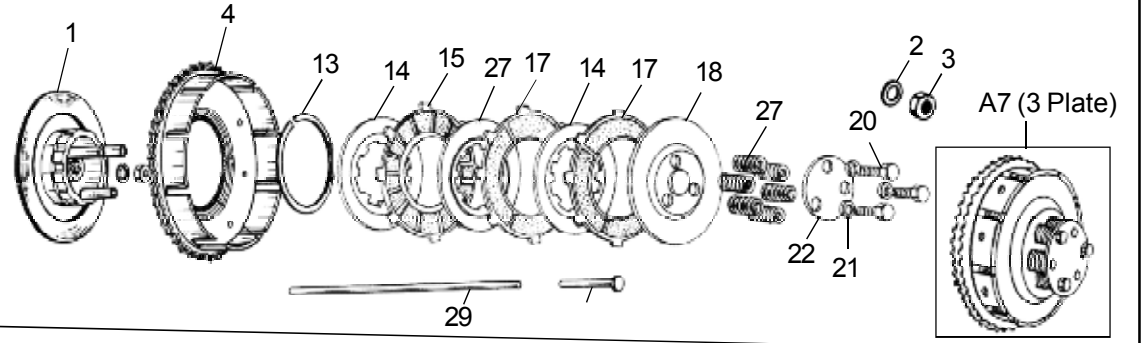
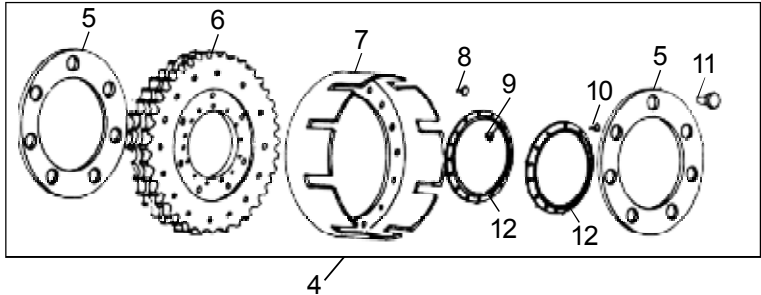


04-55 CLUTCH ASSEMBLY

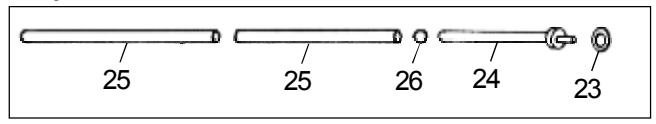
Key No.	Part Numbers		Description	Qty.	350								BU 500	Lightning			Bu Mach		T Bird		Remarks	MOQ	
	New	Old			Std	Dlx	Mac	Cam	Elec 4S		Elec 5S			500	500	535	535 ES	A350	A500	KS			ES
									KS	ES	KS	ES											
A1	597326		Clutch steel plate kit (Four piece)	1	●	●	●	●	●			●	●	●	●	●							
	597326	597051	Clutch steel plate kit (Four piece)	1	●	●	●	●	●	●	●	●	●	●	●	●	●	●					
A2	597325	112055	Clutch steel plate kit (Three piece)	1	●	●	●																
A3	597050		Clutch friction plate kit (Four piece)	1	●	●	●	●	●		●	●	●	●	●			●					
A4	141992		Clutch friction plate kit (Three piece)	1	●	●	●																
A5	597327	144291	Clutch friction disc kit (with Revits)	1	●	●	●	●	●	●	●	●	●	●				●					
A6	597328	144292	Clutch ball cage kit	1	●	●	●	●	●	●	●	●	●	●	●	●	●						
A7	145976/B	142193	Clutch assembly - 4 Speed - 5 Splines	1	●	●	●	●	●	●		●							SB-352, 146346/B SPM / 018				
	550502/B		Clutch assembly Complete 16 splines- 5 Speed	1						●	●				●		●	●	SB - 262, 493, 496				
			Clutch assembly - 5 Speed - 5 Plate	1												●			550504/B				
			Clutch assembly - 4 Speed - 5 Plate	1								●	●	●	●				146346/B				
A8	597383		Clutch plate kit - New Type	1					●	●						●		●	●	SB - 261			
A9	597403		Steel plate kit (500cc) 5 Plate Clutch AVL	1												●	●	●					
A10	597114		Clutch Rod Repair Kit	1	●	●	●	●	●	●	●	●	●	●	●								
A11	597402		Clutch plate kit - bonded	1												●	●	●					
1			Clutch centre and back plate assembly	1	●	●	●	●	●			●	●	●	●	●				SB-261, 144496			
			Clutch centre and back plate assembly	1													●			SB-261, 550501/B			
	145780/B		Clutch centre and back plate assembly - (E)	1	●	●	●	●	●			●				●		●		SB - 261			
	550503/A		Clutch centre and back plate assembly	1					●	●	●	●				●	●	●	●	SB - 261			
			Clutch centre assy. 350cc (For 3 Plate Clutch)	1	●															144457			
2	140346/3		Single coil spring coil washer	1	●	●	●	●	●	●		●	●	●	●	●		●	●		30		
	147108	550026	Spring washer	1												●	●	●		SB - 433			
	147108		Machined washer	1							●	●				●	●	●	●	SB - 433			
3	140769		Hex. Nut with Nylon Insert - Main shaft	1	●	●	●	●	●	●		●	●	●	●						5		
	550025		Nut nylock - Main shaft	1					●	●	●	●				●	●		●		10		
	550524		Nut nylock - Main shaft 5 speed	1						●	●					●	●	●	●	SB-433			

04-55 CLUTCH ASSEMBLY

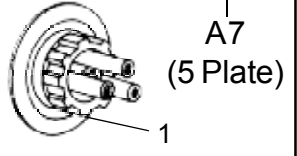

A1	A2	A3	A4	A5	A6	A8	A9	A10	A11
Key Nos.	Key Nos.	Key Nos.	Key Nos.	Key Nos.	Key Nos.	Key Nos.	Key Nos.	Key Nos.	Key Nos.
14 (2 Nos) 16 (2 Nos)	14 (2 Nos) 16 (1 Nos)	15, 17 (3 Nos)	15, 17 (2 Nos)	5 (2 Nos) 11 (7 Nos)	9 (54 Nos), 10 (15 Nos), 12 (2 Nos),	17 (4 Nos)	14 (2 Nos), 18	23, 24, 26, (Qty. 2 Nos. 25)	17 (5 Nos)



4 Speed Gear Box



5 Speed Gear Box

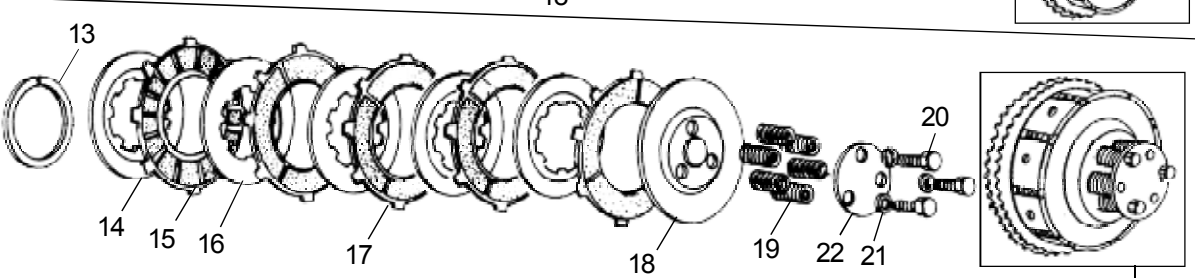
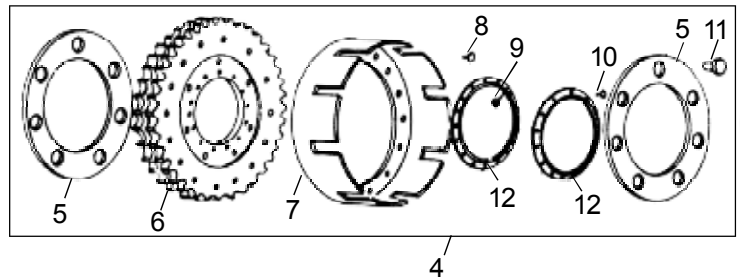
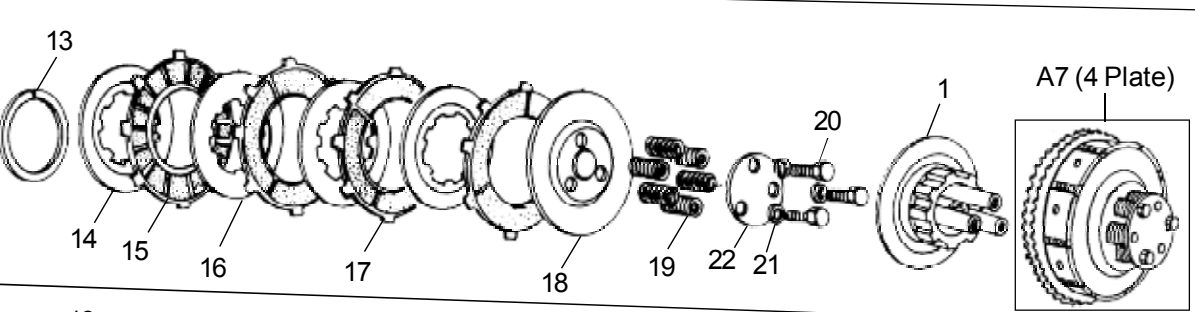
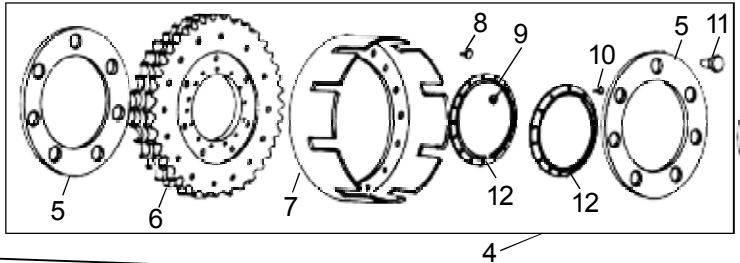
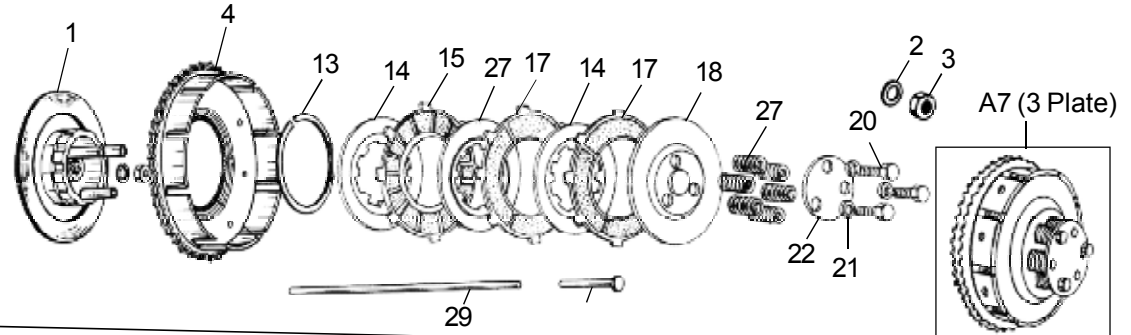
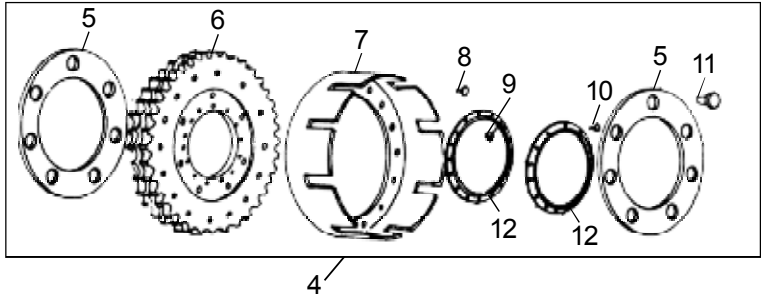


04-55 CLUTCH ASSEMBLY

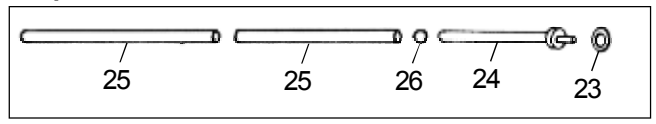
Key No.	Part Numbers		Description	Qty.	350								BU 500	Lightning			Bu Mach		T Bird		Remarks	MOQ	
	New	Old			Std	Dlx	Mac	Cam	Elec 4S		Elec 5S			500	500	535	535 ES	A350	A500	KS			ES
									KS	ES	KS	ES											
4	144495/3		Sprocket & Drum assembly (4 plate clutch)	1	●	●	●	●	●					●	●	●	●						
	111134/1		Sprocket & Drum assembly (3 plate clutch) - 350cc	1	●	●	●														SB - 056	1	
5	144462		Friction Disc - Old Type	2	●	●	●	●					●	●	●	●					Ref. A5		
	597327	140751/5	Friction Disc - New Type	2					●	●	●	●				●	●	●	●		SB - 056, 261	2	
6	144456/C		Sprocket	1	●	●	●	●	●	●	●	●	●	●	●	●	●	●	●	●	SB - 261	1	
7			Drum, 4 plate clutch sprocket	1	●	●	●	●	●				●	●	●	●	●		●		SB-261, 142195		
			Drum, 3 plate clutch	1	●	●	●														SB-113, 111154		
	145978/A		Clutch sprocket Drum	1	●	●	●	●	●	●	●	●	●	●	●	●	●	●	●	●	SB - 261		
8	111138/B		Rivets, clutch sprocket & drum	15	●	●	●	●	●	●	●	●	●	●	●	●	●	●	●	●	SB - 261	100	
9	140107		Clutch Ball	54	●	●	●	●	●	●	●	●	●	●	●	●	●	●	●	●	SB - 261	120	
10	111137/D		Rivets, Ball cage	15	●	●	●	●	●	●	●	●	●	●	●	●	●	●	●	●	SB - 261	100	
11	140752/B	140752/A	Rivets - Friction disc	7	●	●	●	●	●	●	●	●	●	●	●	●	●	●	●	●	SB - 261		
12	111155/A		Cage, Clutch ball	2	●	●	●	●	●	●	●	●	●	●	●	●	●	●	●	●	SB - 261, 353	6	
13	111143/A		Retaining Spring	1	●	●	●	●	●	●	●	●	●	●	●	●	●	●	●	●	SB - 261	18	
14	144461/1		Steel plate, Dished	2	●	●	●	●	●	●	●	●	●	●	●	●		●	●		SB - 261	1	
	550230/A		Steel plate, Formed	2													●					2	
15	144459/B		Friction plate (Insert type Black)	1	●	●	●	●	●					●	●	●	●		●		Year 2003	1	
16	144460/1		Steel, Plain plate	2	●	●	●	●	●				●	●	●	●	●		●		SB - 261	1	
	144460/1		Steel, Plain plate	3					●	●	●	●				●		●	●			1	
	144460/1		Steel, Plain plate	4												●						1	
17	144458/3		Friction plate (Bonded)	3	●	●	●	●	●				●	●	●	●	●		●		SB-261, 493	1	
	144458/3	111146	Clutch Bonded Plate (3 Plate Clutch)	3	●																Alt. No.144458/3, SB-056	1	
	145977/A		Friction plate (Bonded)	4					●	●	●	●				●		●	●			1	
	550227/A	145977/A	Friction plate (Bonded)	5													●					1	

04-55 CLUTCH ASSEMBLY

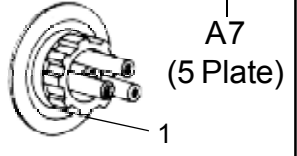

A1	A2	A3	A4	A5	A6	A8	A9	A10	A11
Key Nos.	Key Nos.	Key Nos.	Key Nos.	Key Nos.	Key Nos.	Key Nos.	Key Nos.	Key Nos.	Key Nos.
14 (2 Nos) 16 (2 Nos)	14 (2 Nos) 16 (1 Nos)	15, 17 (3 Nos)	15, 17 (2 Nos)	5 (2 Nos) 11 (7 Nos)	9 (54 Nos), 10 (15 Nos), 12 (2 Nos),	17 (4 Nos)	14 (2 Nos), 18	23, 24, 26, (Qty. 2 Nos. 25)	17 (5 Nos)



4 Speed Gear Box



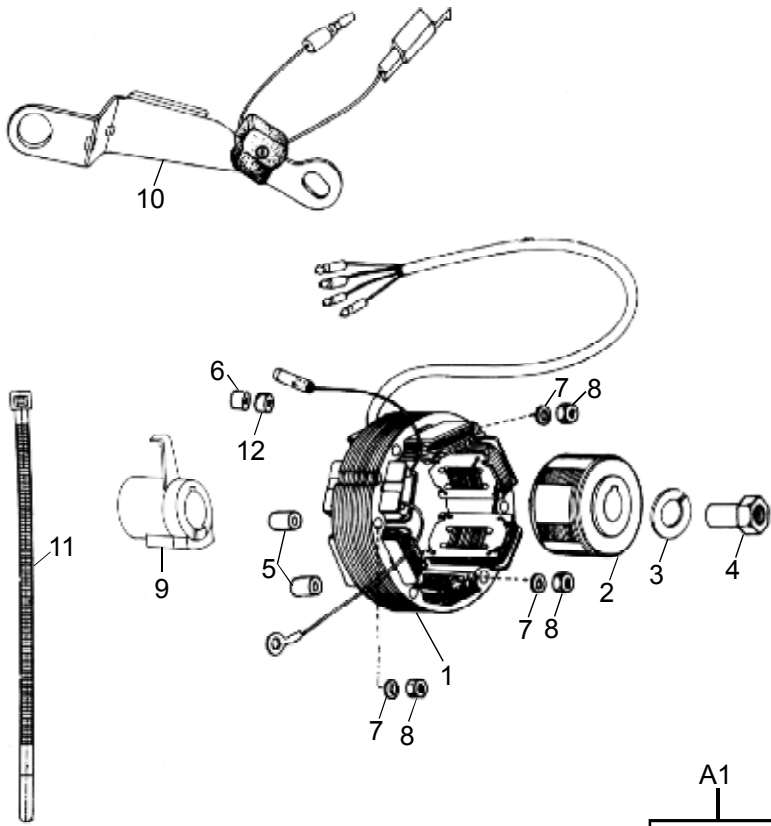
5 Speed Gear Box



04-60 ALTERNATOR (ACG)

Key No.	Part Numbers		Description	Qty.	350								BU 500	Lightning			Bu Mach		T Bird		Remarks	MOQ	
	New	Old			Std	Dlx	Mac	Cam	Elec 4S		Elec 5S			500	500	535	535 ES	A350	A500	KS			ES
									KS	ES	KS	ES											
A1	170413/E	560045/A	Alternator set - 12V AC/DC	1	●	●	●	●				●	●	●	●				SB - 524, 481	1			
	500960/D	144030	Alternator set - 12V AC/DC - CDI	1				●							●		●		SB - 503	1			
	141626		Alternator Set - 12 V	1	●														LTD	1			
	147059/C	502053/A	Fly wheel magneto assembly, Three Phase	1				●		●					●			●	SB-461&497, (3+2 Wires)	1			
			Fly wheel magneto assembly (Electra 2004)	1				●											SB-320, 502011/D	1			
			Fly wheel magneto assembly	1												●			502035/B, SB - 527, 477	1			
	147056/B	147056/C	Fly wheel magneto assembly (5-20 deg.)	1												●			SB - 527	1			
	147053/C	502046/A	Fly wheel magneto assembly	1				●		●							●		SB - 461	1			
	147053/C		Fly wheel magneto assembly, Single Phase	1				●		●							●		4+2 Wires, SB - 461	1			
560618/B	560618/A	Alternator assembly, - BU 500	1							●								Improved Version	1				
1	141721/3		Stator - 1 Phase, IPP	1	●													3 Bullet Terminals Wire	1				
		143633	Stator Assembly - 12V AC/DC	1	●	●	●	●			●	●							170536, SB-477	1			
	570720/A	502058/A	Stator / pulser coil assembly - Three Phase	1				●		●					●		●	SB-461 & SB-497	1				
			Stator / pulser coil assembly	1												●			502036				
			Stator / pulser coil assembly - Single Phase	1				●		●							●		502048/A, SB-320,461				
	147055/A		Stator & pulser coil assy - 1 phase magneto. (V)	1				●		●									SB - 461, Suitable for TCI Make - V				
	500953/I	144119	Stator Assembly - 12V AC/DC	1				●							●		●		SB-194, 196	1			
		143633	Stator Assembly - 12V AC/DC - Three Phase	1									●	●					560047				
		Stator & pulser coil assy.	1				●		●									502043/B, SB-288,220					
2	143766/B		Rotor Assembly	1	●	●	●	●			●	●	●	●						1			
	500959/E		Rotor Assembly	1				●							●		●	LTD, SB-194, 196					
	147054	502059/A	Rotor and Reluctor assembly	1				●		●					●		●	SB-461 & SB-497	1				
			Rotor and Reluctor assembly	1												●			502037, SB-477				
			Rotor and Reluctor assembly	1												●			502047/A, SB-320				
		Rotor and Reluctor assembly	1				●		●									SB-320, 502005					

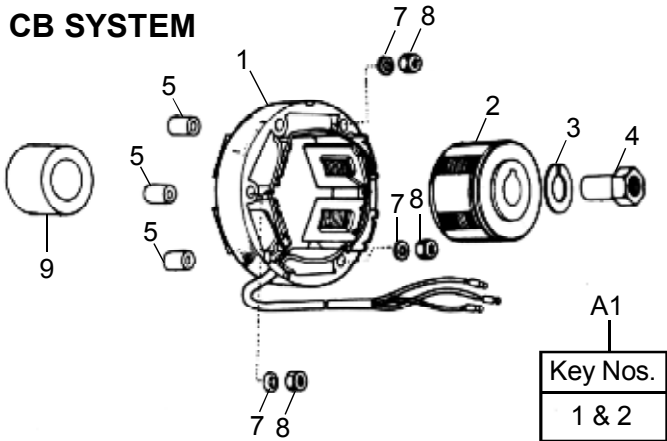
CDI SYSTEM



A1

Key Nos.
1 & 2

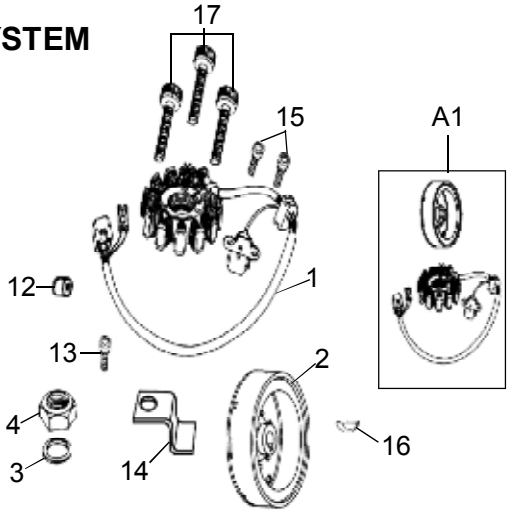
CB SYSTEM



A1

Key Nos.
1 & 2

TCI SYSTEM



A1

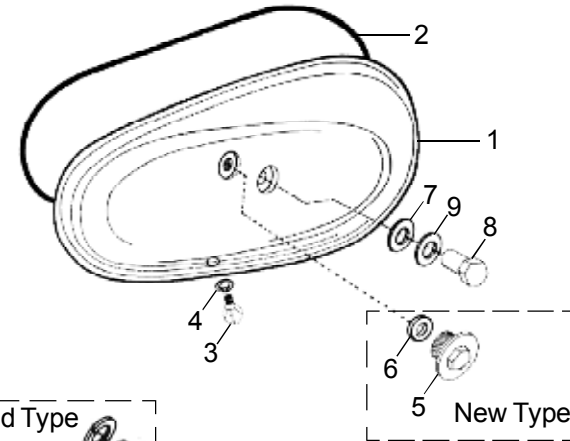
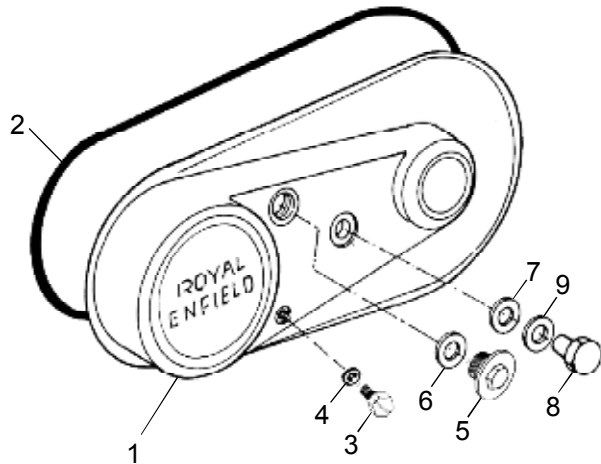
Key Nos.
1 & 2

04-60 ALTERNATOR (ACG)

Key No.	Part Numbers		Description	Qty.	350								BU 500	Lightning			Bu Mach		T Bird		Remarks	MOQ	
	New	Old			Std	Dlx	Mac	Cam	Elec 4S		Elec 5S			500	500	535	535 ES	A350	A500	KS			ES
									KS	ES	KS	ES											
2	560620/B		Rotor Assy. - ACG Aluminium	1	●														Modified for better charging SB - 481	1			
	141625/3		Rotor Assy. with Keeper	1	●														For Non AC/DC vehicle	1			
3	140318/B		Single Coil Spring Lock Washer 20.2 x 32.2 x 2	1	●	●	●	●	●		●	●	●	●	●	●	●	●		1			
	502006/A		Spring washer - Rotor 12.2 x 21.2 x 5	1				●	●	●					●	●	●	●	After Jan 2003, SB-288, 621, 682	50			
4	140317/1		Nut - Rotor 9/16" x 20 TPI	1	●	●	●	●			●	●	●	●						1			
	500923/B		Nut - Rotor (Metric) M14 x 1.25	1				●							●			●	SB-194, 196, 503	4			
	593024/D	502007/A	Hex Nut M12 x 1.5 (Drive shaft TCI)	1				●	●	●					●	●	●	●	SB - 288				
5	550524		Hex Nut M14 x 1.5 Nyloc	1					●	●					●	●	●	●		4			
	550025	500913	Nut - Rotor (Drive Shaft)	1				●	●	●									TCI System	4			
	500916/B		Spacer Ø 12.5 x 7.3 x 7	3	●	●	●	●			●	●	●	●						1			
	500965/A		Spacer 7.3 x 13 x 25.5 (Below stator)	2				●							●		●			1			
6	141722/A		Spacer 7.3 x 1.5 (stator)	1				●		●	●			●	●	●	●			1			
7	142604		Lock washer - Stator fixing	3	●	●	●	●	●		●	●	●	●	●	●	●			50			
8	151910		Nut - For fixing stator	3	●	●	●	●	●		●	●	●	●	●	●	●			50			
9	140311/B		Distance piece - Alternator 19 x 32 x 19	1	●	●	●	●			●	●	●	●						1			
	145438/B		Reluctor Disc	1				●											SB - 194, 503				
	500969/C	500907	Reluctor Disc - INEL	1											●		●		LTD, SB - 196	1			
10	144037	500968/A	Pulser coil Assembly (Pulser holder)	1				●						●		●		SB - 503, 661	1				
11	582511/A	500917/B	Black Cable Strap	1				●						●	●	●	●	SB - 661, 02-2013	1				
12	500967/A		Spacer - Above pulser holder Ø 7.3 x 13 x 14	1				●						●		●			1				
13	502017/A		Hex. Socket head cap screw, M6 x 8	1				●	●	●	●			●	●	●	●	SB - 288	10				
14	502013/A	502013/B	Clip	1				●	●	●	●			●	●	●	●	SB - 499	20				
15	502015/A		Screw - M5 x 12 - Pulser coil fixing	2				●	●	●	●			●	●	●	●	SB - 288					
16	502070/A		Magneto key	1				●		●	●			●	●	●	●	SB - 288	20				
17	H6902043/A	550095	Allen screw M6 x 30 (End cover)	3				●	●	●	●			●	●	●	●		10				

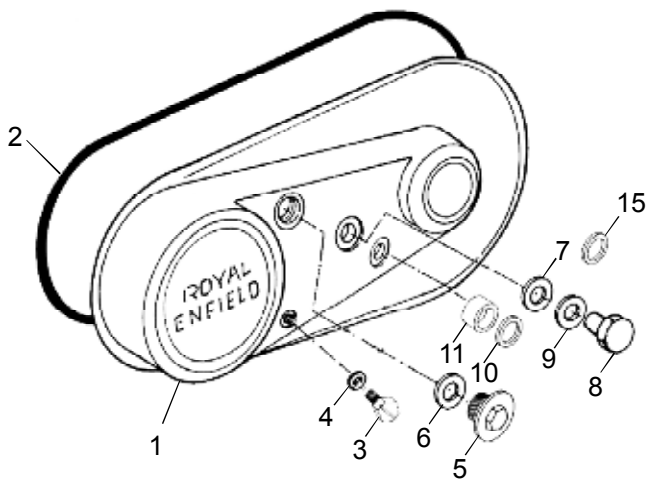
04-65 CHAINCASE OUTER

A1
Key Nos.
8 & 9

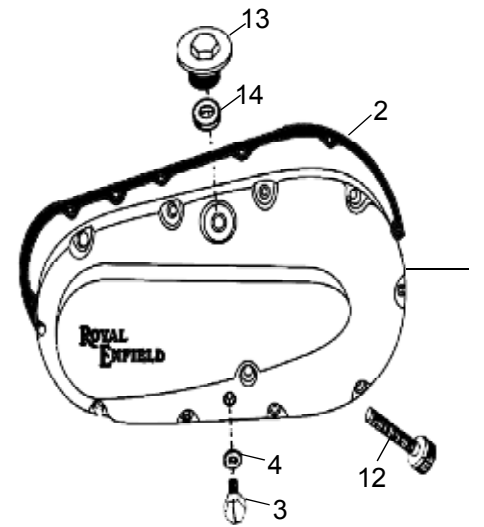


Old Type
6
5

New Type
6
5



**ELECTRA,
MACHISMO &
THUNDERBIRD**



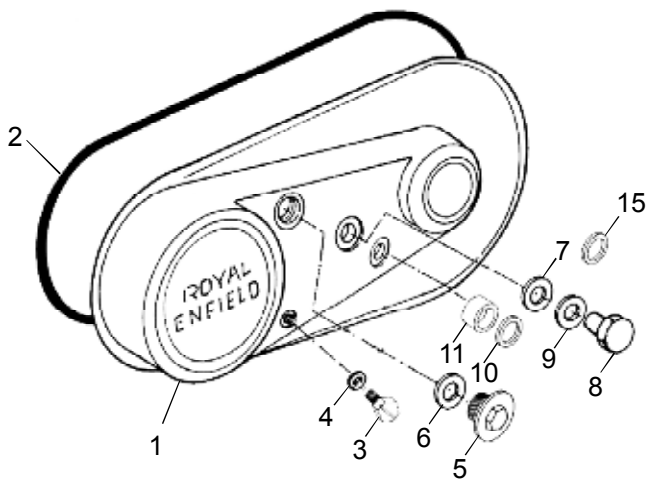
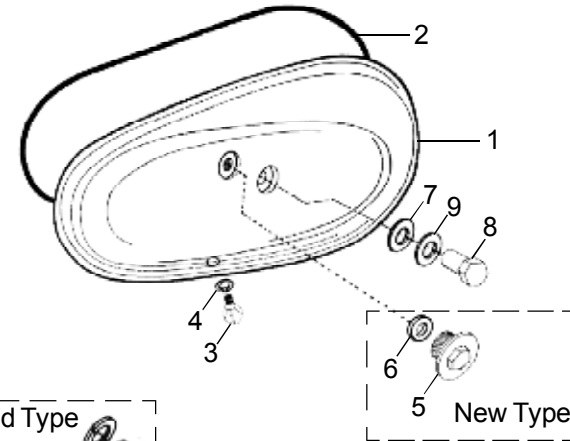
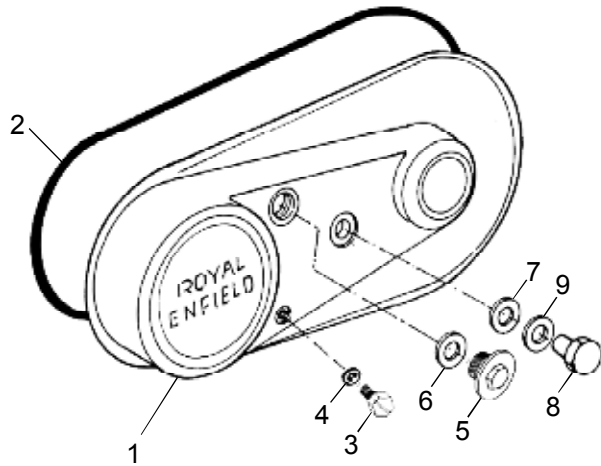
A2
Key Nos.
13 & 14

04-65 CHAINCASE OUTER

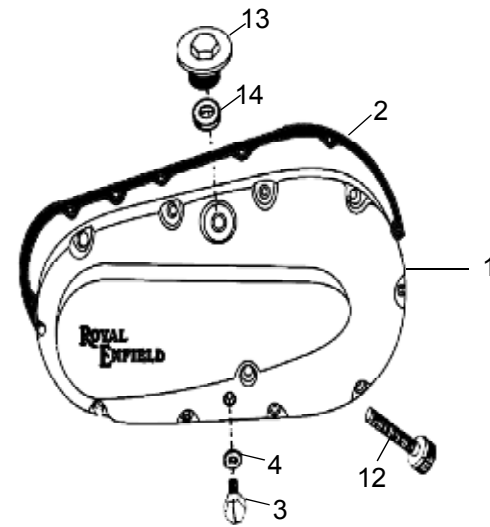
Key No.	Part Numbers		Description	Qty.	350								BU 500	Lightning			Bu Mach		T Bird		Remarks	MOQ	
	New	Old			Std	Dlx	Mac	Cam	Elec 4S		Elec 5S			500	500	535	535 ES	A350	A500	KS			ES
									KS	ES	KS	ES											
A1			Cap Nut assembly	1														●	SB-256, 145947/A	1			
A2			Oil filler plug assembly	1					●	●	●	●						●	●	145948/A, SB - 266, 275	1		
1	143907	143907/B	Chaincase outer (Inches)	1	●	●	●	●				●								< Mar '02	1		
	144917/4		Chaincase outer (Metric)	1	●	●	●	●				●									SB-203,275, > Mar '02	1	
	145464/1		Chaincase outer CDI	1					●												SB-266,275,< Mar '05	1	
			Chain case front half	1												●					144931/2 SB-172	1	
	502010/B		Chain case front half - TCI finished	1					●	●											After April 2005 SB-288, 291, 375	1	
	502075/B		Chain case front half - Bullet	1							●	●					●	●	●	●	After April 2005	1	
			Chaincase outer (Inches), Front Half C.B.	1									●	●	●	●					170102, Before Mar '02		
			Chaincase Front half C.B. (Metric)	1									●	●	●	●					144865/C SB-203, After Mar '02		
	145964/A		Chaincase Front half, Metric (Super Finish)	1								●										1	
	144864/G		Chaincase outer - Front half buffed (5 Speed)	1															●		SB - 275	1	
2	140297/C		Rubber seal - Chain case outer	1	●	●	●	●	●			●	●	●	●	●		●				1	
	502060/A		Gasket, TCI Chaincase	1					●	●	●	●						●	●	●	SB - 372	1	
	502009/A		Gasket (Electra 2004)	1					●												SB - 372, 380	1	
	502004/B		Gasket	1														●				1	
3	144921/B	144635	Oil level plug (Inches) - Chaincase	1	●	●	●	●	●			●	●	●	●	●		●			SB - 203 Before Mar 2002	20	
	144921/B		Oil level plug (Metric) - Chaincase	1	●	●	●	●	●	●	●	●	●	●	●	●	●	●	●	●	After Mar 2002	10	
4	140299		Fiber washer (Inches)	1	●	●	●	●	●			●	●	●	●	●		●			SB - 113, SB - 203, 144633 Before Sept '98	40	
	144915/A		Fiber washer (Metric)	1	●	●	●	●	●	●	●	●	●	●	●	●	●	●	●	●	After Sept '98 SB - 291		
5	140313		Plug Inspection (Inches) 1.0" x 20 TPI	1	●	●	●	●	●			●	●	●	●	●		●			Before July 1999	2	
	145833/A	144922/B	Inspection plug (Metric)	1	●	●	●	●	●			●	●	●	●	●		●			SB-266,Alt.No.145833/A After July 1999	2	
	145833/A		Plug M24 x 1 (Metric)	1														●				1	

04-65 CHAINCASE OUTER

A1
Key Nos.
8 & 9



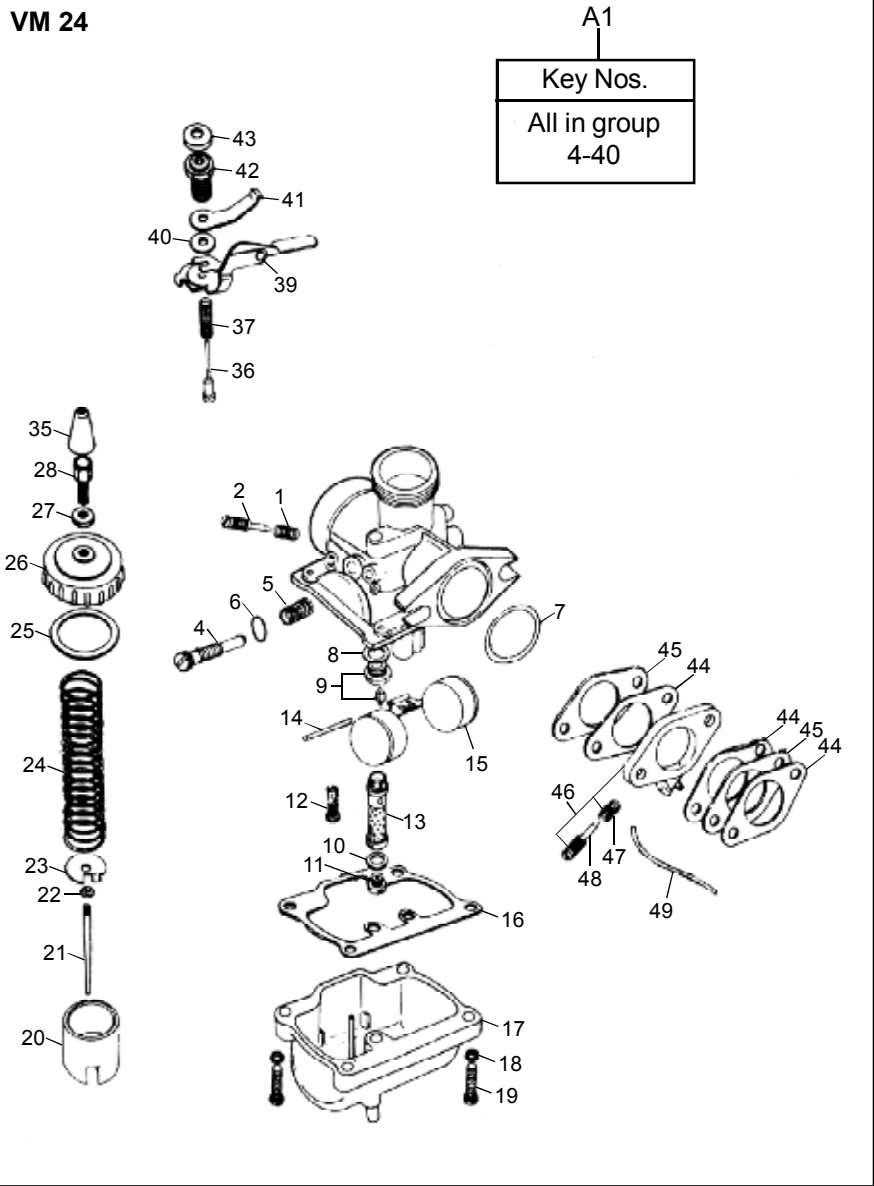
**ELECTRA,
MACHISMO &
THUNDERBIRD**



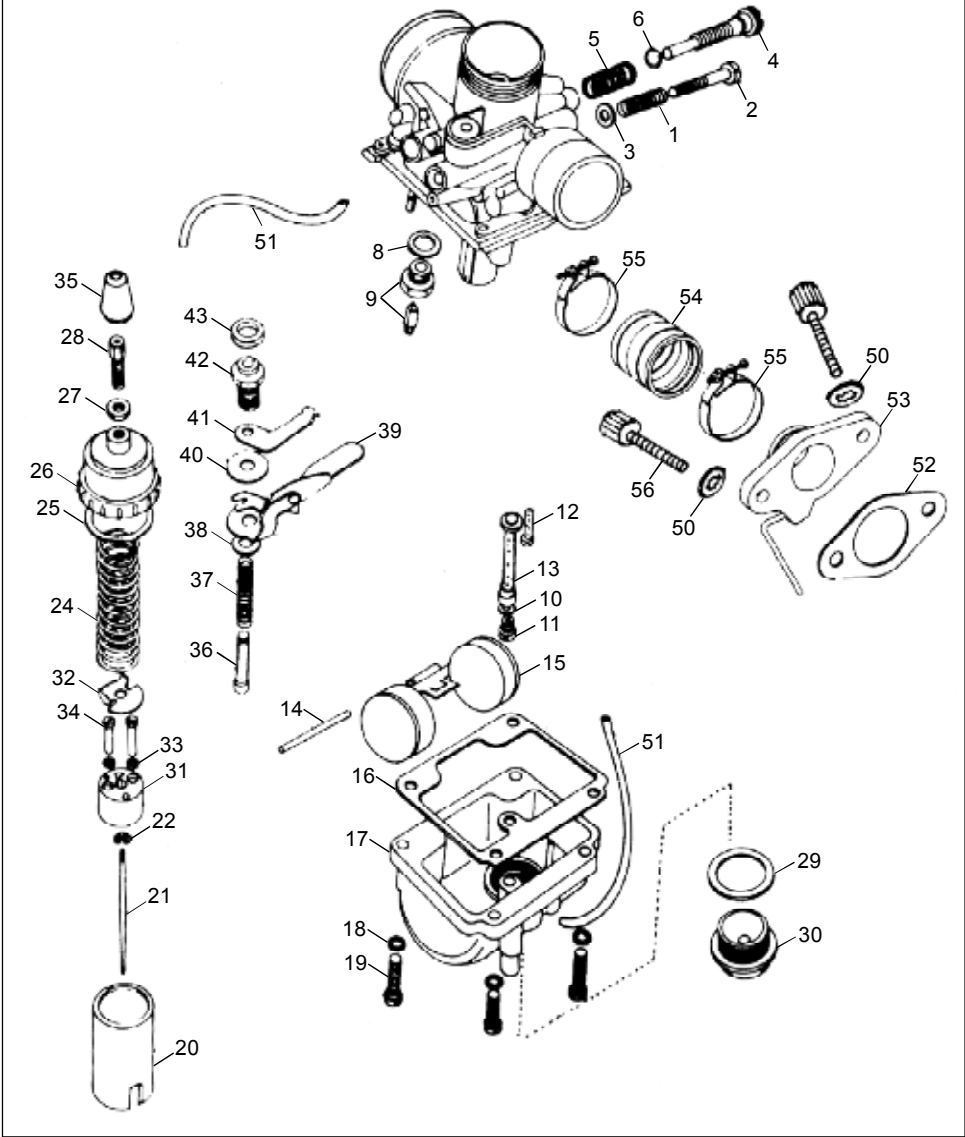
A2
Key Nos.
13 & 14

05-10 CARBURETOR - VM 24 & VM 28

VM 24



VM 28

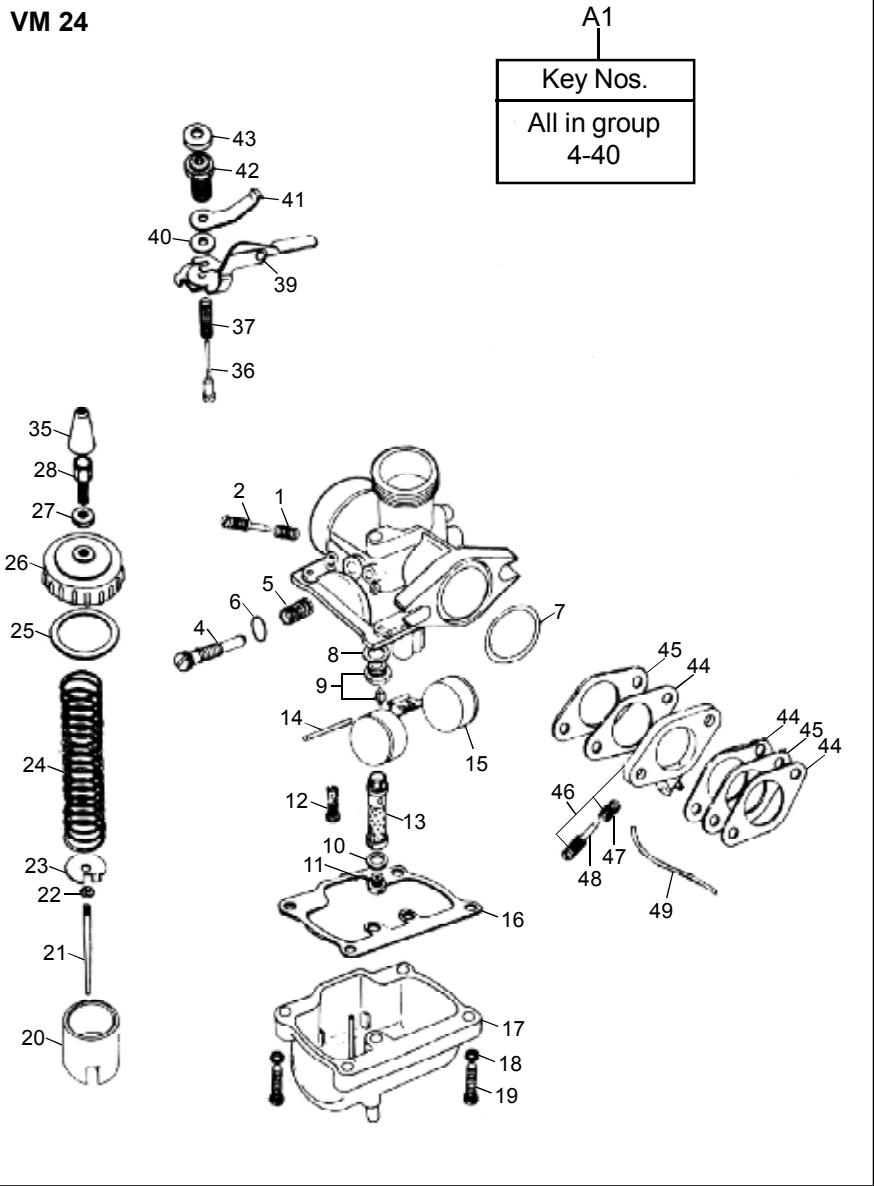


05-10 CARBURETOR - VM 24 & VM 28

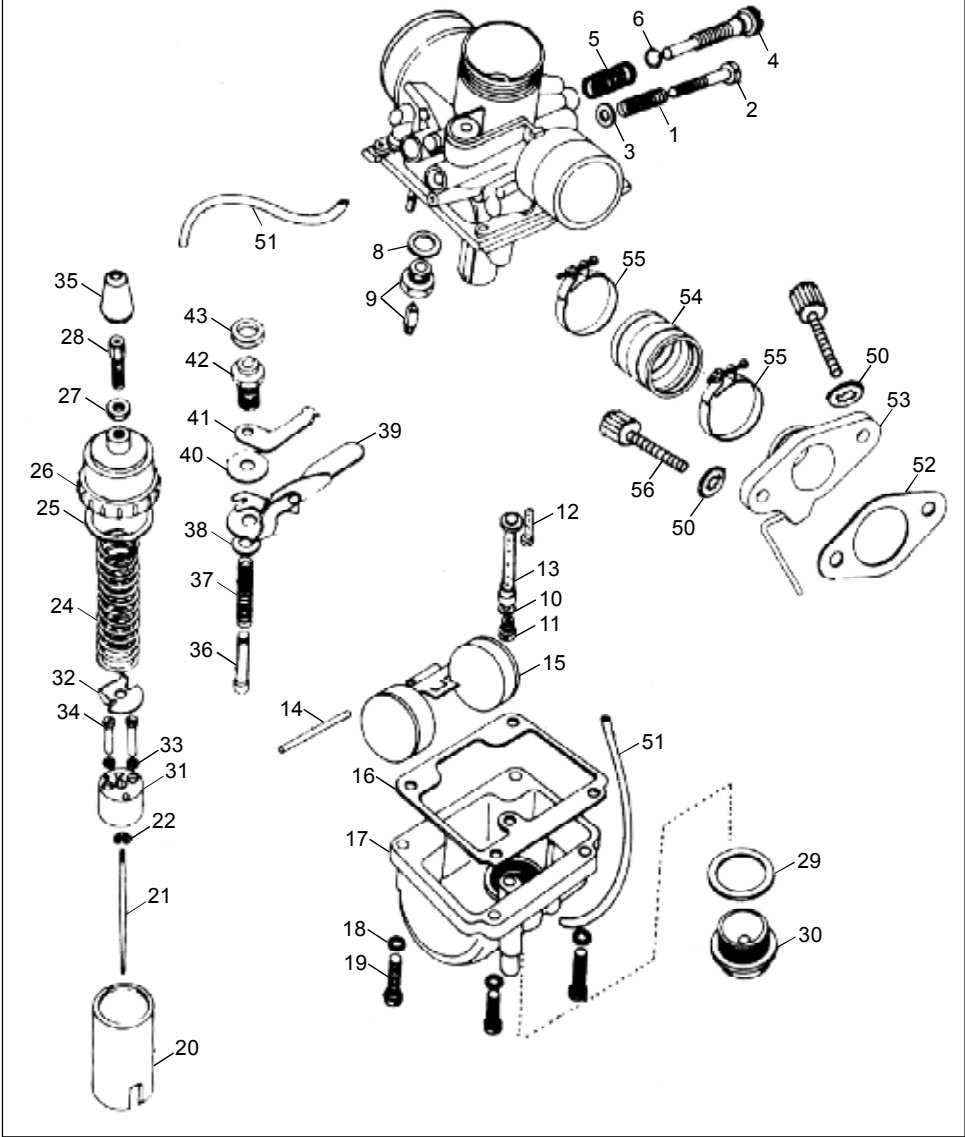
Key No.	Part Numbers		Description	Qty.	350								BU 500	Lightning			Bu Mach		T Bird		Remarks	MOQ	
	New	Old			Std	Dlx	Mac	Cam	Elec 4S		Elec 5S			500	500	535	535 ES	A350	A500	KS			ES
									KS	ES	KS	ES											
A1	144732/A		Carburetor 350cc	1	●	●	●	●	●	●	●												
	144135/1		Carburetor (EGLI)	1							●	●											
			535 CC EGLI Carburetor	1									●	●					144136/1				
1	141947		Air Adjuster Spring	1	●	●	●	●	●	●	●												
2	141951		Air screw	1	●	●	●	●	●	●	●												
	142970		Air screw - VM 28	1							●	●	●	●									
3	142971		"O" Ring, Air screw								●	●	●	●									
4	141958		Screw - Throttle adjuster	1	●	●	●	●	●	●	●												
	142972		Screw, Throttle Adjuster Carb. 500 CC (VM 28)	1							●	●	●	●									
5	141952		Spring - Throttle adjuster	1	●	●	●	●	●	●	●												
	142973		Spring - Throttle adjuster - VM 28	1							●	●	●	●									
6	141946		"O" Ring, Throttle screw	1	●	●	●	●	●	●	●												
7	142981		"O" Ring - Carb Flange	1							●	●	●	●									
8	141967		Valve seat packing	1	●	●	●	●	●	●	●	●	●	●									
9	141969		Needle valve assembly	1	●	●	●	●	●	●	●												
	142984		Needle valve assembly	1							●	●	●	●									
10	141966		Washer, Main jet	1	●	●	●	●	●	●	●	●	●	●									
11	141948		Main jet 90	1	●	●	●	●	●	●	●												
			Main jet 110	1							●	●							112180				
			Main jet 117.5	1									●	●					144335				
	142997		Main jet 500cc (110 MJ)	1							●								VM 28 Carb.				
12	141977		Pilot jet	1	●	●	●	●	●	●	●	●	●	●									
13	141978		Needle jet - VM 24	1	●	●	●	●	●	●	●												
	142992		Needle jet - VM 28 Carb.	1							●	●	●	●									
14	141950		Hinge pin	1	●	●	●	●	●	●	●	●	●	●									

05-10 CARBURETOR - VM 24 & VM 28

VM 24



VM 28

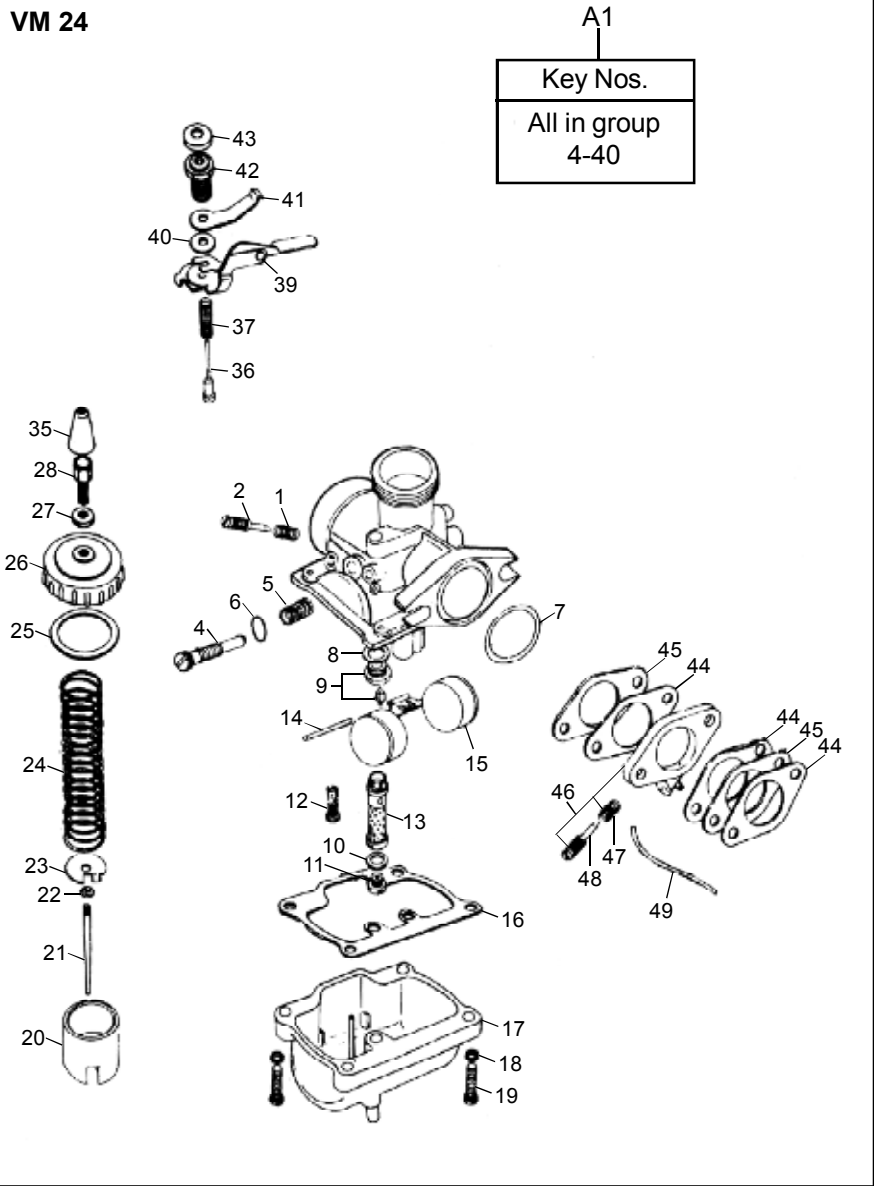


05-10 CARBURETOR - VM 24 & VM 28

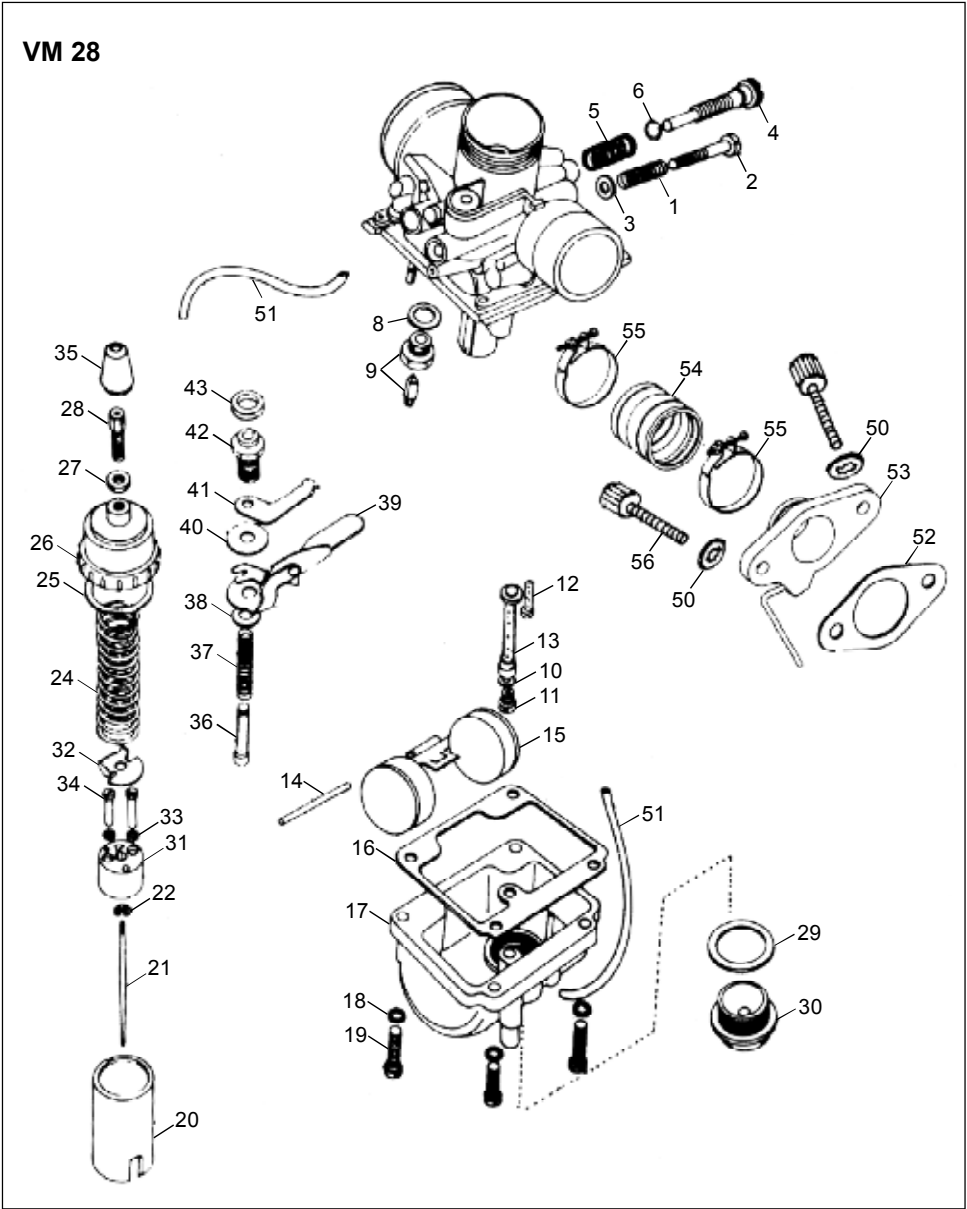
Key No.	Part Numbers		Description	Qty.	350								BU 500	Lightning			Bu Mach		T Bird		Remarks	MOQ	
	New	Old			Std	Dlx	Mac	Cam	Elec 4S		Elec 5S			500	500	535	535 ES	A350	A500	KS			ES
									KS	ES	KS	ES											
15	141970		Float assembly	1	●	●	●	●	●	●	●												
	142996		Float assembly - VM 28	1							●	●	●	●									
16	141953		Float chamber gasket	1	●	●	●	●	●	●	●												
	142974		Float chamber gasket	1							●	●	●	●									
17	141968		Float chamber body	1	●	●	●	●	●	●	●												
	142995		Float chamber body - VM 28	1							●	●	●	●									
18	141963		Spring washer	4	●	●	●	●	●	●	●	●	●	●									
19	141964		Screw - Float chamber	4	●	●	●	●	●	●	●	●	●	●									
20	141957		Throttle valve piston - VM 24 - 2.0	1	●	●	●	●	●	●	●												
			Piston (Throttle) Valve - 3.0 -	1							●	●							142977				
	144152		Throttle valve	1									●	●									
21	141945		Jet needle - VM 28 4DH7-3	1	●	●	●	●	●	●	●	●	●	●									
22	141965		Spring clip	1	●	●	●	●	●	●	●	●	●	●									
23	141959		Spring plate	1	●	●	●	●	●	●	●												
24	141954		Spring - Throttle valve	1	●	●	●	●	●	●	●												
			Spring - Throttle valve - VM 28	1							●	●	●	●					142975				
25	141974		Washer rubber - Mixing chamber cap	1	●	●	●	●	●	●	●												
			Washer rubber - Mixing chamber cap - VM 28	1							●	●	●	●					142986				
26	141973		Mixing chamber cap	1	●	●	●	●	●	●	●												
	142994		Mixing chamber cap - VM 28	1							●	●	●	●									
27	141975		Lock nut - Throttle cable adjuster	1	●	●	●	●	●	●	●	●	●	●									
28	141976		Adjuster - Throttle cable	1	●	●	●	●	●	●	●	●	●	●									
29	142991		Packing F.C.B. (500cc)	1							●	●	●	●									
30	142990		Guide Screw	1							●	●	●	●									
31	142978		Connector block	1							●	●	●	●									
32			Spring Throttle Adjuster	1							●	●	●	●					142973				

05-10 CARBURETOR - VM 24 & VM 28

VM 24



VM 28

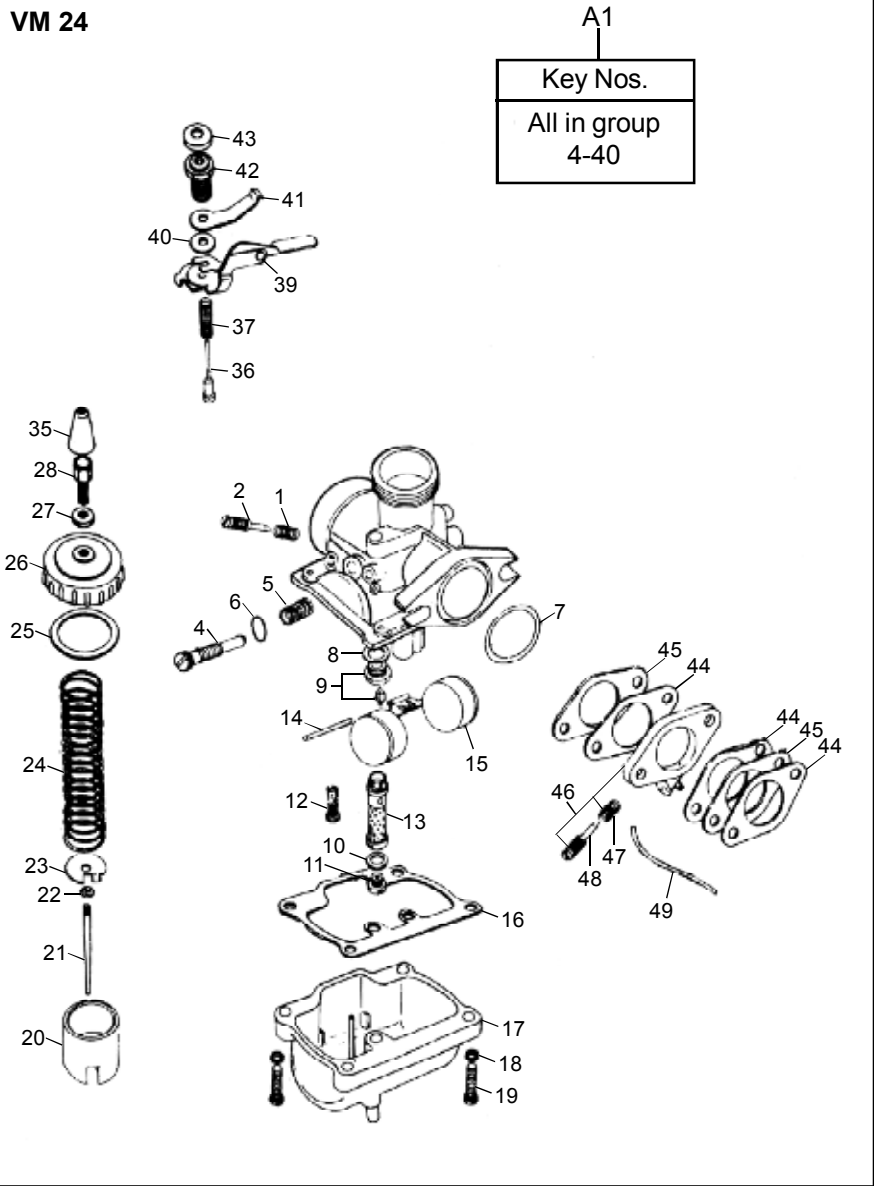


05-10 CARBURETOR - VM 24 & VM 28

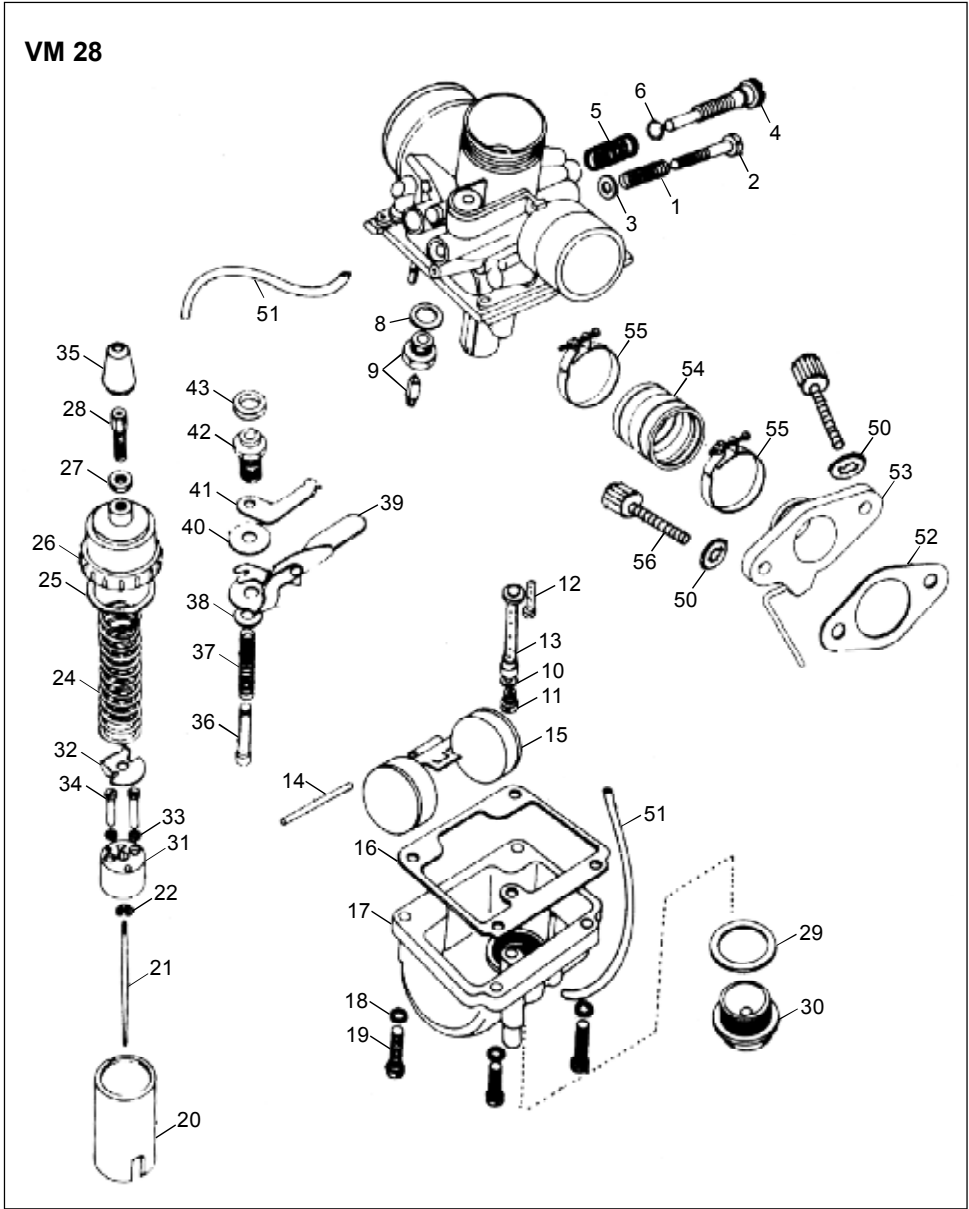
Key No.	Part Numbers		Description	Qty.	350								BU 500	Lightning			Bu Mach		T Bird		Remarks	MOQ	
	New	Old			Std	Dlx	Mac	Cam	Elec 4S		Elec 5S			500	500	535	535 ES	A350	A500	KS			ES
									KS	ES	KS	ES											
33			Washer - Screw	2								•	•	•	•					142983	1		
34			Screw - Throttle valve	2								•	•	•	•					142980	1		
35	141956		Throttle Cable Cap	1	•	•	•	•	•	•	•	•	•	•	•						10		
36	141972		Plunger assembly	1	•	•	•	•	•	•	•										2		
	142989		Plunger assembly - VM 28	1								•	•	•	•						2		
37	141960		Spring	1	•	•	•	•	•	•	•										1		
			Spring - Plunger - VM 28	1								•	•	•	•					142988	1		
38	142979		"O" Ring	1								•	•	•	•						1		
39	141971		Lever assembly - Starter	1	•	•	•	•	•	•	•										1		
			Lever assembly - Starter - VM 28	1								•	•	•	•					142985	1		
40	141949		Washer	1	•	•	•	•	•	•	•	•	•	•	•						50		
41	141955		Spring plate	1	•	•	•	•	•	•	•	•	•	•	•						1		
42	141962		Guide holder	1	•	•	•	•	•	•	•										1		
	142987		Cap plunger guide holder	1								•	•	•	•						1		
43	141961		Starter Plunger Cap	1	•	•	•	•	•	•	•	•	•	•	•						14		
44	146849/A		Gasket, Carburetor flange	3	•	•	•	•	•	•	•									SB - 372	10		
			Gasket, Carburetor flange - 350cc	3	•	•	•	•	•	•	•									144625/A, SB-372	10		
45	141515/A		Spacer	2	•	•	•	•	•	•	•										1		
46	112089	143287	Flange assembly	1	•	•	•	•	•	•	•									SB - 349	1		
			Carburetor flange with bush - PAV	1					•	•	•	•								146750/B SB - 349, 491	1		
			Flange assembly with nipple, screw, spring and bush	1																144082			
47	112096/A	112096	Spring, Auxiliary air screw	1	•	•	•	•	•	•	•										50		
48	112095/B		Screw, Auxiliary air	1	•	•	•	•	•	•	•										5		
49	141454	141831	Tube, Flexible	1	•	•	•	•	•	•	•	•					•			SB - 232	1		
	144084		Pipe / Tube for Carb. Flange	1	•	•						•									1		

05-10 CARBURETOR - VM 24 & VM 28

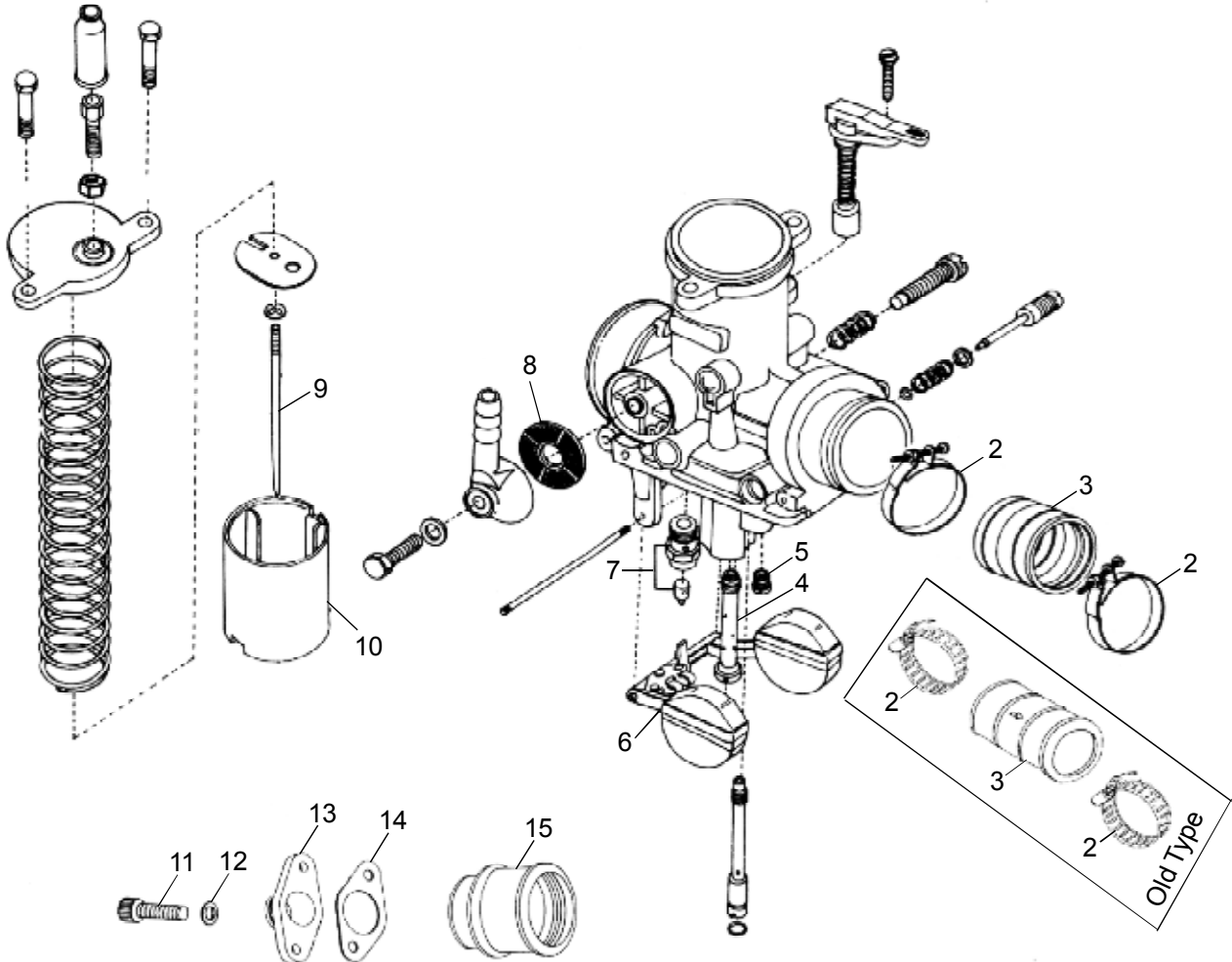
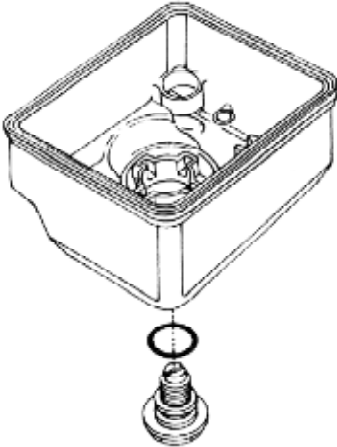
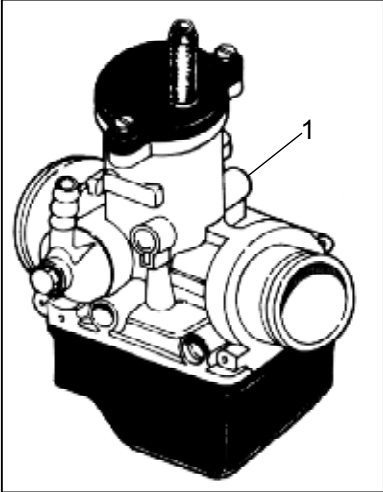
VM 24



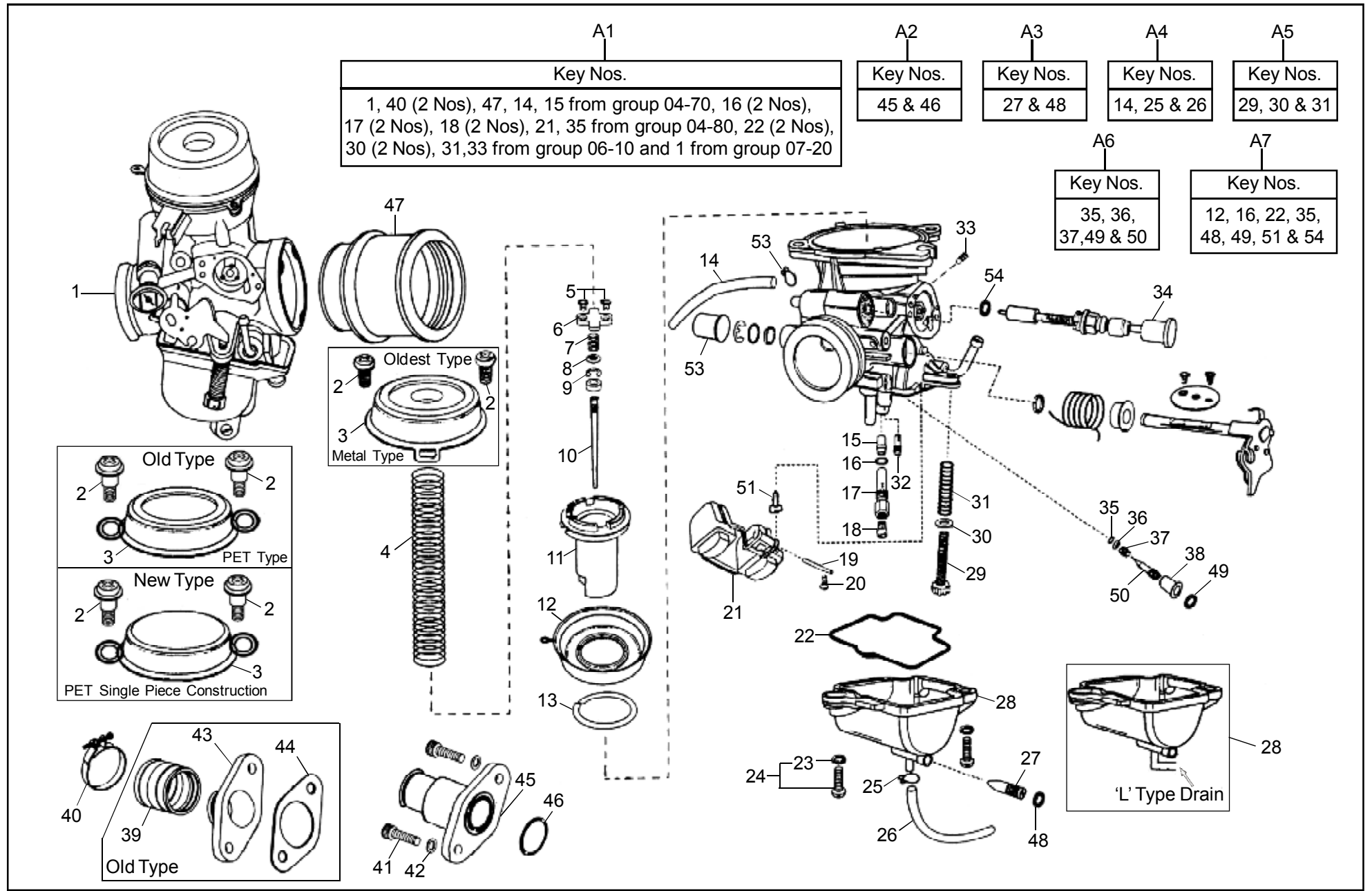
VM 28



05-20 CARBURETOR - A350 (BING)



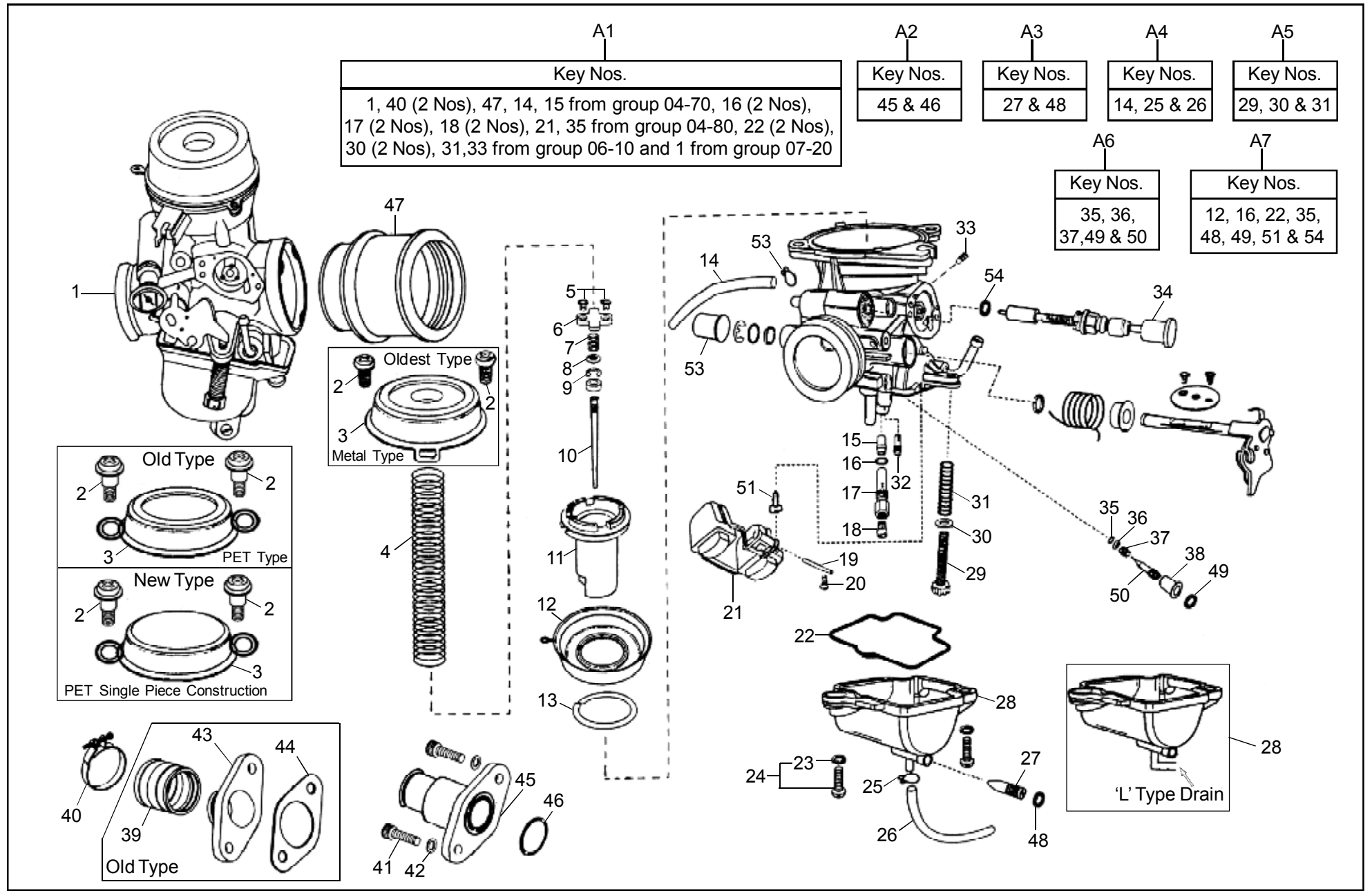
05-30 CV CARBURETOR - BS 26 & BS 29 (UFSL)



05-30 CV CARBURETOR - BS 26 & BS 29 (UFSL)

Key No.	Part Numbers		Description	Qty.	350								BU 500	Lightning			Bu Mach		T Bird		Remarks	MOQ	
	New	Old			Std	Dlx	Mac	Cam	Elec 4S		Elec 5S			500	500	535	535 ES	A350	A500	KS			ES
									KS	ES	KS	ES											
A1	597272		Carburetor kit - BS 26	1												●		●			1		
A2	597278		Carburetor flange kit	1														●	●		1		
A3	888084		Drain screw repair kit - BS 29	1																	1		
A4	888085		Drain and vent pipe kit - BS 29	1																	1		
A5	888086		Idle screw repair kit - BS 29	1																	1		
A6	888083		Mixture Pilot Screw Repair Kit - BS 29	1																	1		
A7	888224		Minor Kit Carb. BS 29 Repair Kit	1																	1		
1	500820/B		Carburetor assembly - BS 26	1												●		●	●	SB - 549	1		
	510700/C		Carburetor assembly - BS 29 (Machismo 500)	1													●			SB - 549	1		
	510700/C	510700/D	Carburetor assembly - BS 29 (Machismo 500)	1													●			Plastic Top Cover (PET)	1		
2	500854		Top cover fixing screw (Full Thread)	2												●	●	●	●	Oldest Type	10		
	570936		Top cover fixing screw - Shank Type	2												●	●	●	●	New Type, > June 2008	10		
3	570943	500831	Diaphragm top cover (Metal) BS 26 (Oldest Type)	1												●		●	●		5		
	570943	570831/A	Diaphragm top cover - BS 26 & BS 29 (PET Type) Grey	1												●	●	●	●	Old Type, > June 2008	3		
	570943		Diaphragm top cover - BS 26 & BS 29 (PET Type)	1												●	●	●	●	Single piece construction	3		
4	500833		Piston valve spring - BS 26	1												●		●	●		2		
	510833		Piston valve spring - BS 29	1													●			Alt. No. 570833/A	2		
	570833/A		Piston valve spring - BS 29	1													●			New Type, > June 2008	2		
5	500848		Jet needle plate fixing screw	2														●	●		10		
6	500836		Jet needle fixing plate	1														●	●		10		
7	500837		Jet needle retainer spring	1														●	●		10		
8	500839		Jet needle washer C.V. Carb.	1														●	●		10		
9	500838		Jet needle E-Ring	1														●	●		10		
10	500864		Jet needle	1												●		●	●		2		
	510864		Jet needle	1													●				2		

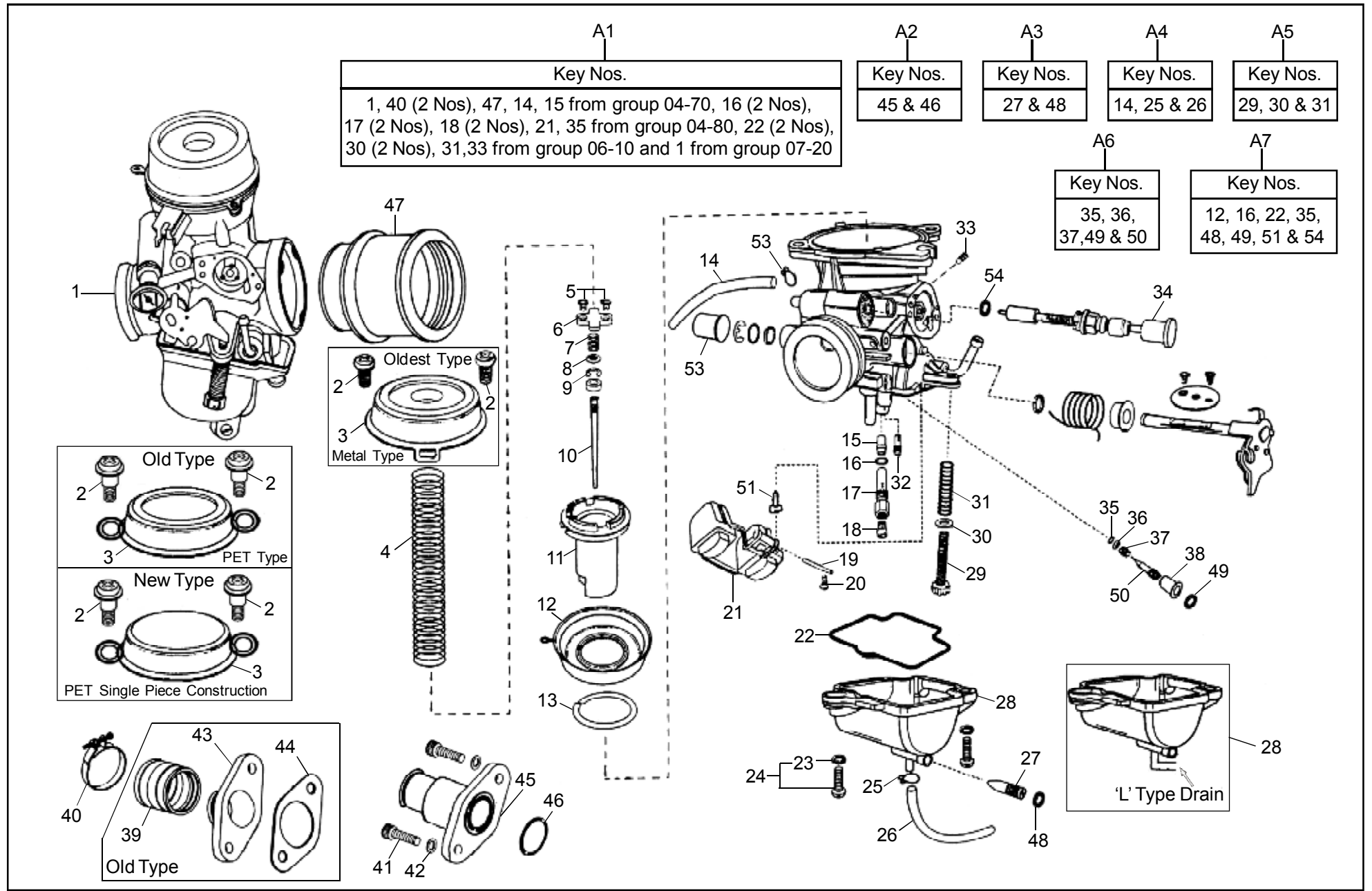
05-30 CV CARBURETOR - BS 26 & BS 29 (UFSL)



05-30 CV CARBURETOR - BS 26 & BS 29 (UFSL)

Key No.	Part Numbers		Description	Qty.	350								BU 500	Lightning			Bu Mach		T Bird		Remarks	MOQ
	New	Old			Std	Dlx	Mac	Cam	Elec 4S		Elec 5S			500	535	535 ES	A350	A500	KS	ES		
									KS	ES	KS	ES										
11	500832		Piston valve assembly - BS 26, C.V. Carb.	1											●		●	●		1		
	510832		Piston valve assembly - BS 29, C.V. Carb.	1													●			1		
	570944	570832/A	Piston valve assembly - BS 29, C.V. Carb.	1													●		New Type	1		
12	500835	510835	Diaphragm - BS 26 & BS 29	1											●	●	●	●	Common	1		
		510831	Diaphragm - Bullet X	1												●				1		
13	500834		Diaphragm retainer ring	1											●	●	●	●		10		
14	500861		Air vent hose - BS 26	1											●		●	●		5		
	510861		Air vent hose - BS 29	1												●			Old Type, Ref. A4	5		
		570873/A	Air vent hose - BS 29	1												●			New Type, L Bend	5		
15	500865		Needle jet (P-2M) - BS 26	1											●		●	●		2		
	510865		Needle jet - BS 29	1												●				1		
16	500845		"O" Ring - Jet Holder	1													●	●		10		
		570845/A	"O" Ring - Jet Holder / Drain screw	1											●	●	●	●	New Type	10		
17	500844		Main jet holder	1													●	●		2		
18	500863		Main jet (110) - BS 26	1													●	●		2		
		570837/A	Main jet (110) - BS 29	1												●				2		
19	500846		Float pin	1											●	●	●	●		2		
20	500847		Float pin fixing screw	1											●	●	●	●		10		
21	500843		Float assembly	1											●	●	●	●		2		
22	500841		'O' Ring float chamber cover CV Carburetor	1											●	●	●	●		2		
23	141963		Spring Washer	2											●	●	●	●		20		
24	500842		Screw Bowl MTG with Washer (FCB Fixing)	2											●	●	●	●		10		
25	500874		Clip Drain Hose	1											●	●	●	●	Ref. A4	10		
26	500853		Hose, Drain	1													●	●	Old Type, Ref. A4	5		
		570842/A	Drain Hose	1											●	●	●	●	New Type	5		
27	500871		Screw Drain	1											●	●	●	●	Ref. A3	2		

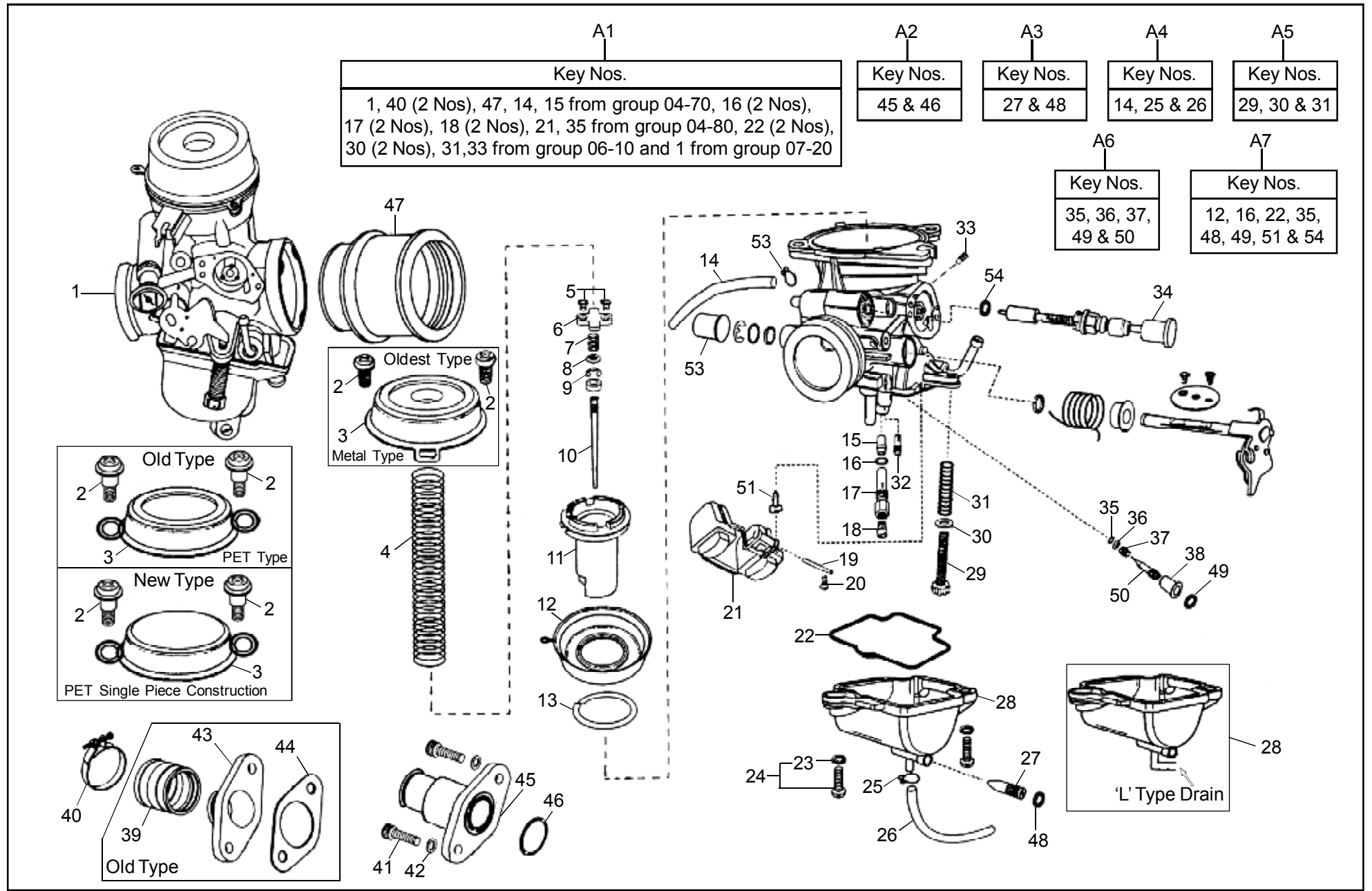
05-30 CV CARBURETOR - BS 26 & BS 29 (UFSL)



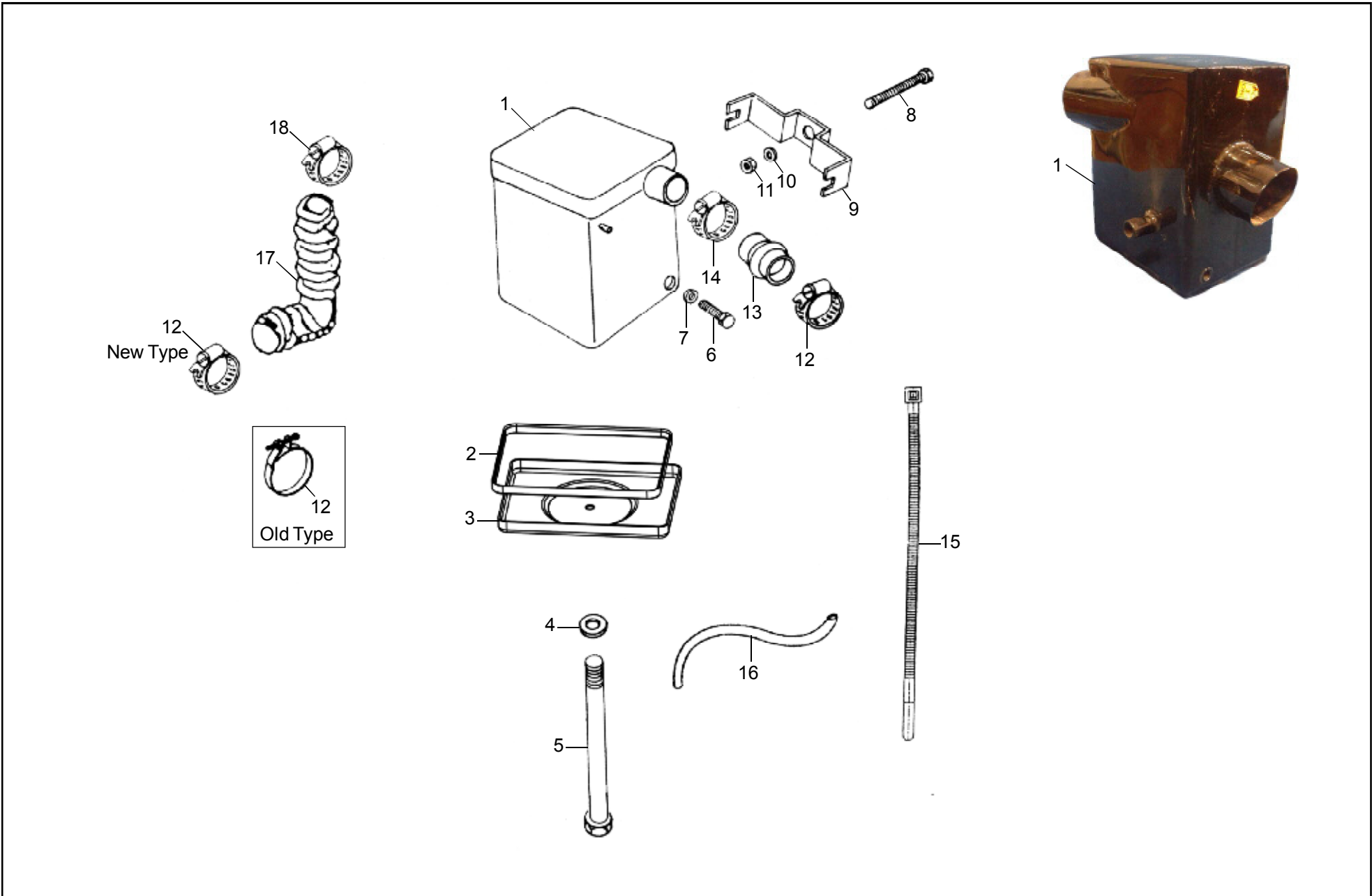
05-30 CV CARBURETOR - BS 26 & BS 29 (UFSL)

Key No.	Part Numbers		Description	Qty.	350								BU 500	Lightning			Bu Mach		T Bird		Remarks	MOQ	
	New	Old			Std	Dlx	Mac	Cam	Elec 4S		Elec 5S			500	500	535	535 ES	A350	A500	KS			ES
									KS	ES	KS	ES											
28	500860		Float body assembly - BS 26 Straight Nipple Drain	1													●	●		1			
	570732/A	570732/B	Float body assembly - BS 26 & BS 29, C.V. Carb. Drain Screw 'O' Ring Type with 'L' Type Drain Nipple	1											●	●	●	●	> April 2012	1			
29	500857		Idle adjuster screw (Yellow)	1											●	●	●	●	Ref. A5	1			
30	500856/A	500856	Packing, Idle adjuster screw	1											●	●	●	●	Ref. A5	20			
31	500855		Spring, Idle adjuster screw (Yellow)	1											●	●	●	●	Ref. A5	10			
32	500866		Pilot jet (Slow Jet) BS 26 - 15	1											●		●	●		2			
	570840/A		Pilot jet (Slow Jet) BS 29 - 12.5	1												●				2			
	510867		Pilot Air Jet Bx	1												●				2			
33	500867		Pilot air jet (ID 1.6 Thread Type)	1													●	●	< April '12, Applicable	2			
	570839/A		Pilot air jet C.V. Carb (ID 1.2 Thread Type)	1												●			< Sep. 2009	2			
34	570841/A	500849	Plunger assembly choke- BS 26	1													●	●		1			
	570841/A		Plunger assembly choke- BS 29	1												●				1			
35	500870		"O" Ring, Pilot screw Front	1											●	●	●	●		20			
36	500869		Washer, Pilot screw	1											●	●	●	●		20			
37	500862	510862	Spring, Pilot screw	1											●	●	●	●	Common	20			
38			Cap - BS 26	1											●	●	●	●	500873	1			
39			Hose carburetor to engine (Nitrle)	1											●	●	●	●	SB-243, 500822/A, Before Dec 2002 Ref.Key No.45,46	6			
40	592656/A	143144/2	Clip hose Ø 38-50 (Old Type)	2											●	●	●	●	SB-243,Ref.Key No.45,46 Before Dec 2002	10			
	500711/B	500711/A	Hose Clip (New Type)	2											●	●	●	●	SB - 08-2013	10			
41	500355		Hex. socket head screw M6 x 16	2											●	●	●	●	SB - 220	10			
42	144636/A		Sealing washer	2											●	●	●	●		20			
43	521262/A	500821	Flange C.V. Carb.	1											●		●	●	SB-243, < Dec 2002	1			
	521262/A		Flange C.V. Carb.	1											●		●	●	SB-243,Ref.Key No.45,46	1			
	510821		Flange for Carb. A500	1												●				1			

05-30 CV CARBURETOR - BS 26 & BS 29 (UFSL)



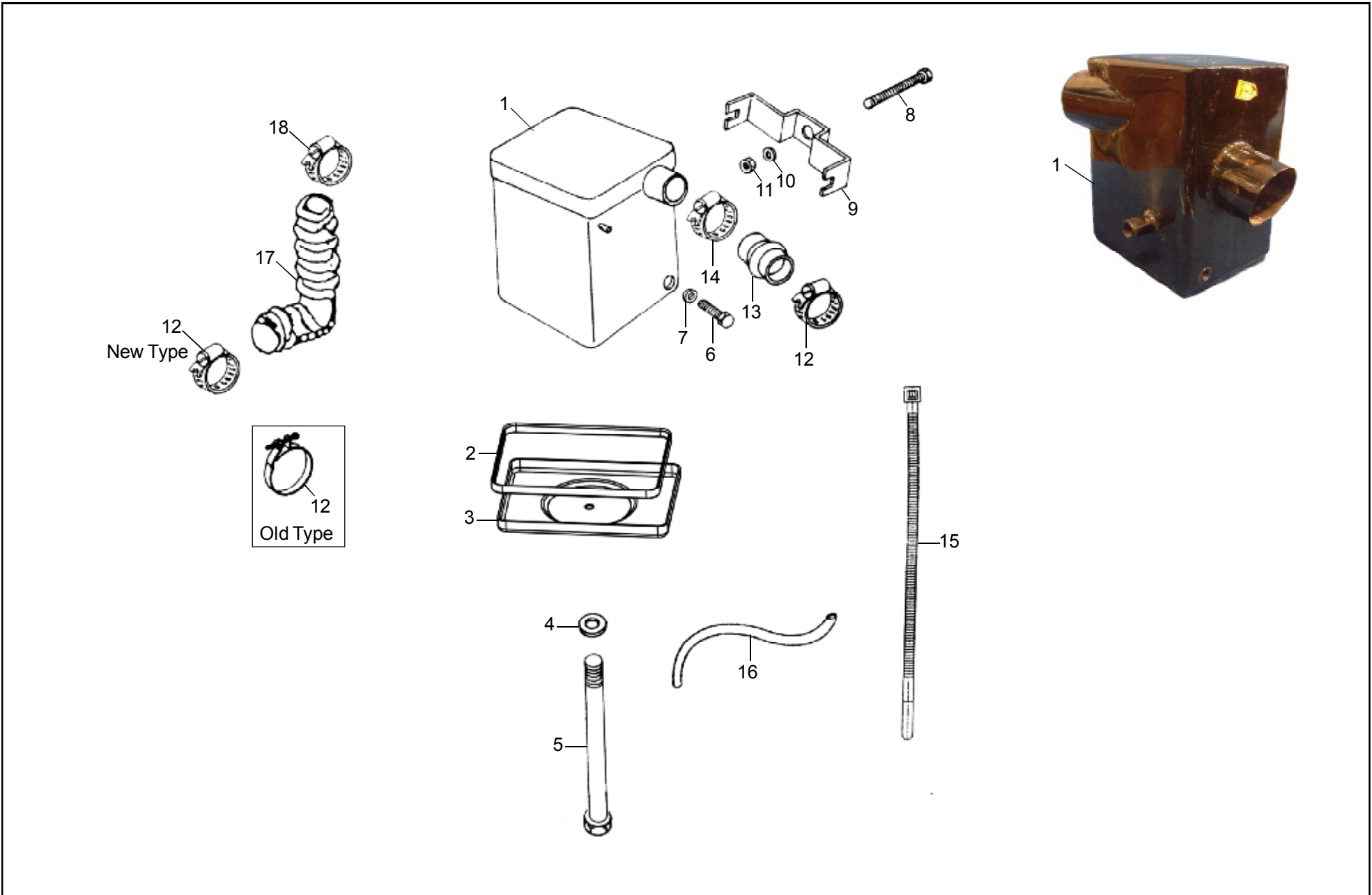
06-10 RESONATOR SYSTEM



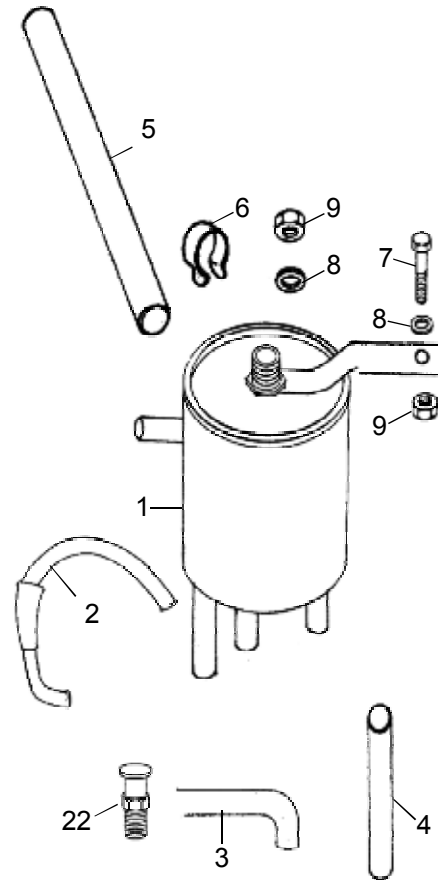
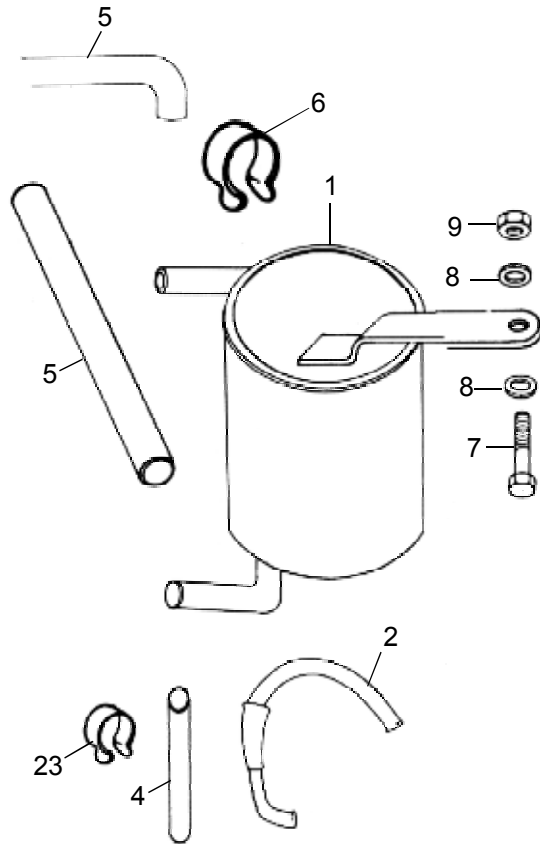
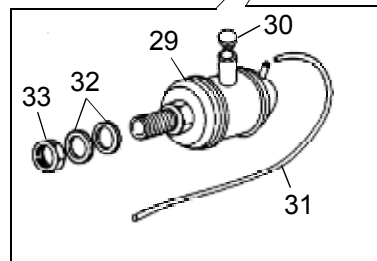
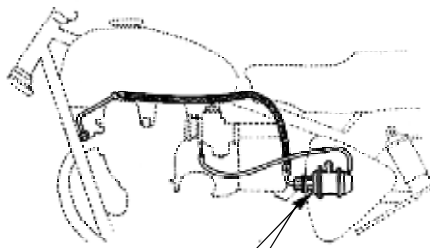
06-10 RESONATOR SYSTEM

Key No.	Part Numbers		Description	Qty.	350								BU 500	Lightning			Bu Mach		T Bird		Remarks	MOQ	
	New	Old			Std	Dlx	Mac	Cam	Elec 4S		Elec 5S			500	500	535	535 ES	A350	A500	KS			ES
									KS	ES	KS	ES											
1	801484	801267	Resonator box - Black	1	●	●													SB-332,Alt.No.801484	1			
	801484	146525	Resonator box - Black	1	●	●													SB - 332	1			
	145448/B		Resonator box - Plated with Nipple	1			●	●	●			●	●	●	●				SB-332,Alt.No.146524/C	1			
		145555/A	Resonator box - Black	1								●							806015, SB-200				
		146524/C	Resonator box - Plated	1			●	●	●	●		●	●	●	●						1		
		146756/A	Resonator box - Plated	1											●	●			SB-84,454,Alt.No.540123/A	1			
		540123/A	Resonator box - Plated A500	1												●					1		
		801491	Resonator box assy - black (Emission Norms)	1												●			SB - 354	1			
2	592596/A	145456/A	Beading (Old type)	1	●	●	●	●	●	●	●	●	●	●	●	●			Alt. No. 592596/A, Gasket New Type SB-180,188,199,200,603,663	20			
	592596/A		Gasket Rubber Beading - Resonator	1	●	●	●	●	●	●	●	●	●	●	●	●			SB - 673	20			
3	801127		Bottom cover	1	●	●	●	●	●	●	●	●	●	●	●	●			SB - 663, 673	2			
4	586032/B	141061/1	Plain Washer	1	●	●	●	●	●	●	●	●	●	●	●	●			SB - 687	50			
5			Hex screw M6 x 27	1	●	●	●	●				●	●	●					143541 SB-188,199,200,297,317	1			
	586042/A	145861/A	Flanged Hex Bolt M6 x 28	1	●				●	●	●	●			●	●			SB - 687	10			
6	147617/B	142274	Hex. Screw M6 x 16	2	●	●	●	●	●	●	●	●	●	●	●	●			SB-252	40			
	147617/B	147617/A	M6 x 1 x 14 MM Hex. Flange Screw	2	●														SB - 05-2013				
			Flanged Hex bolt M6 x 20	2	●	●	●	●	●	●	●	●	●	●	●	●			145961/A				
7	140129		Lock Washer, Internal Teeth	2	●	●	●	●	●	●	●	●	●	●	●	●			SB-252, SB-687, Ref.Key No. 6	50			
8	560564/B	111901/A	Hexagonal Bolt M8 x 1.25 x 70	1	●	●	●	●				●	●	●					SB-252				
	586049/A	143657	Hex Bolt M8 x 40L	1	●				●	●	●	●			●	●			SB - 687	40			
	586049/A	143657	Hex Bolt M8 x 40L	1	●				●	●	●	●			●	●			SB - 687	40			
9	801066		Bracket	1	●	●	●	●	●	●	●	●	●	●	●				SB-663, 673	1			

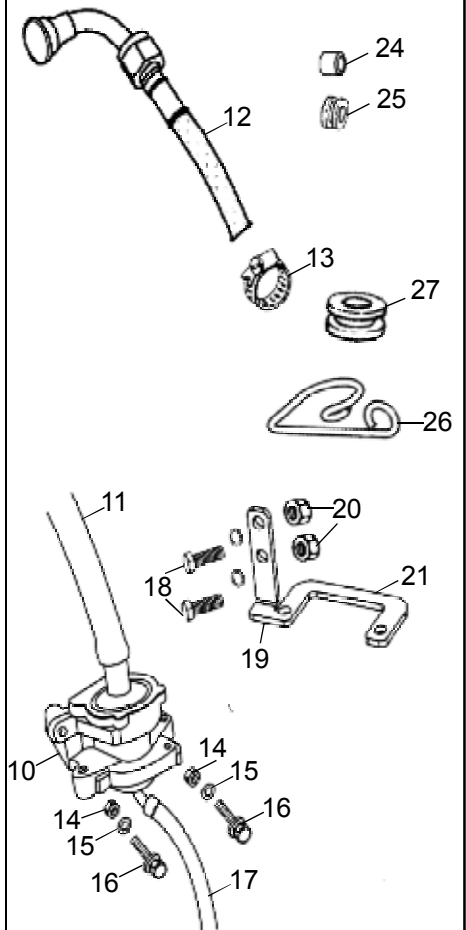
06-10 RESONATOR SYSTEM



06-20 BREATHER BOX AND PULSE AIR VALVE (PAV)



PAV SYSTEM

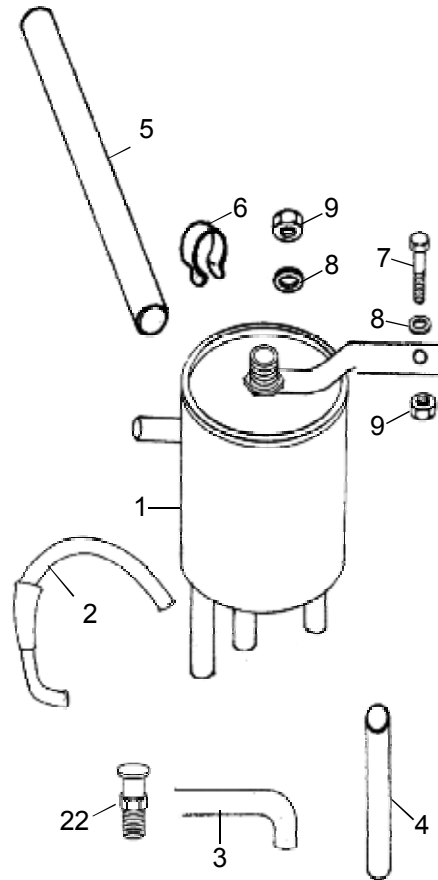
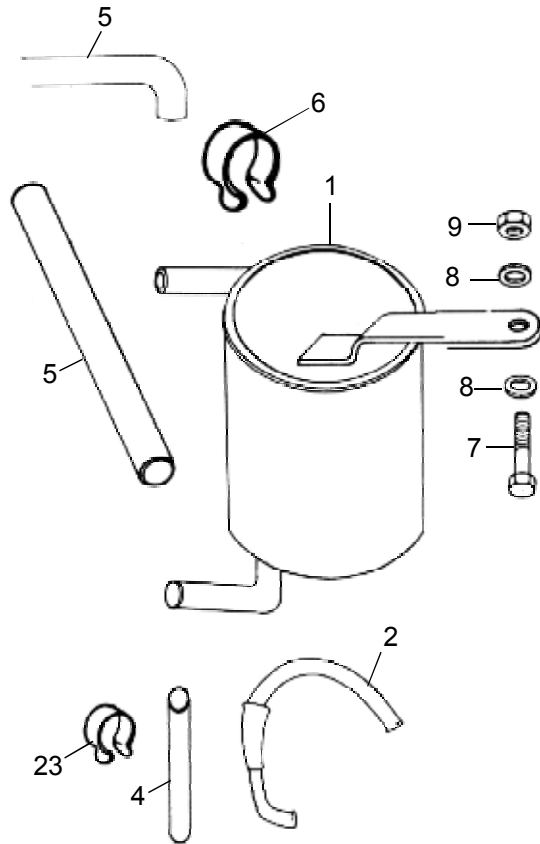
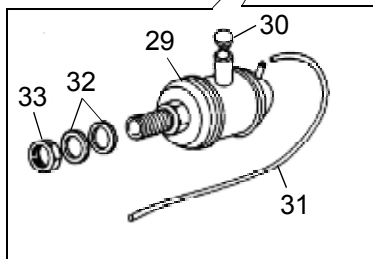
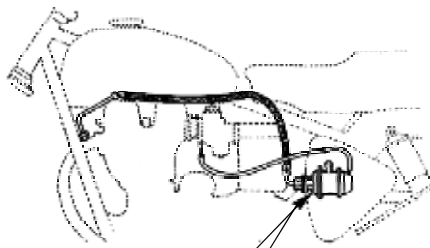


Beading — 28

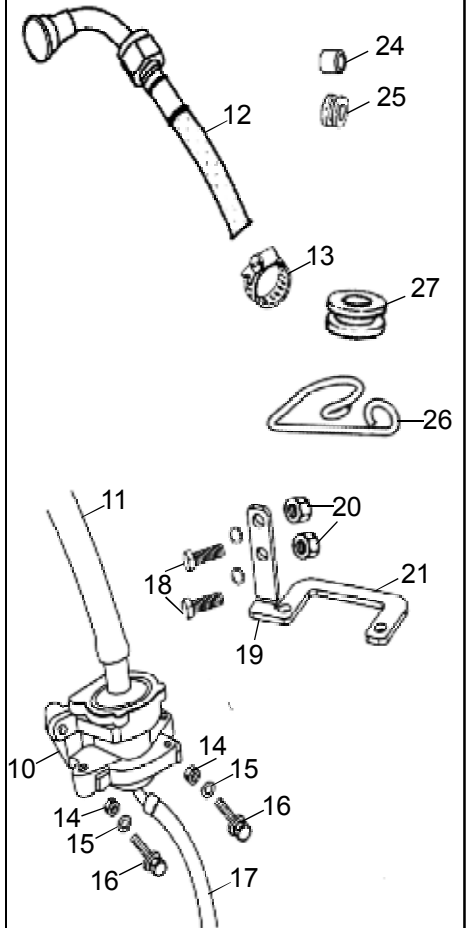
06-20 BREATHER BOX AND PULSE AIR VALVE (PAV)

Key No.	Part Numbers		Description	Qty.	350								BU 500	Lightning			Bu Mach		T Bird		Remarks	MOQ	
	New	Old			Std	Dlx	Mac	Cam	Elec 4S		Elec 5S			500	500	535	535 ES	A350	A500	KS			ES
									KS	ES	KS	ES											
1		560151/A	Breather box assy	1	●	●	●	●					●	●	●	●			560151/B For Mach, After July 2002 SB-188, 480	1			
	147529/A		Breather box assy - Metal	1	●	●	●	●											SB-480	1			
		500454	Breather box assy	1											●				500444, SB-220, Before July 2002				
			Breather box assy., T1	1														●	521171/A	1			
	146025/B		Breather box assy	1					●	●	●	●							SB - 529	1			
			Breather box assy	1					●										SB-330, 502074/A	1			
	146529/A		Breather box assy	1											●				SB-384	1			
	146025/B	521240/C	Breather box assy	1											●	●	●	●		1			
			Breather box	1	●	●	●	●	●				●	●	●	●		●	560158, SB-188,200, For Mach, After July 2002	1			
	146274/A		Breather box Assy. - Homologation (Metal)	1	●							●							SB - 408	1			
146291/A		Breather box assy (thunderbird)	1											●	●	●	●	SB - 384	1				
2	145455/B		Breather return tube (14 OD / 10 ID x 155L)	1	●	●	●	●	●	●	●	●	●	●					SB-188, 200	5			
	147007/B		Breather return tube	1	●				●	●	●	●							SB - 403, 407	5			
	500108		Breather return tube (Pipe Short - 120)	1											●					10			
	521161/B		Breather Pipe - Straight	1														●		1			
	510194/B		Breather return tube L 450 x OD 13.5	1											●	●				1			
	146276/B		Breather return tube	1					●	●	●	●							SB-330, Ref. 146025/B	1			
3	143484/B		Breather pipe, Short	1	●				●	●	●	●						●	SB - 330	10			
	500128/C	500128/B	Breather pipe L 370 x OD 16	1											●	●	●	●		1			
4	146172/C	146172/B	Breather pipe chain case	1					●	●	●	●			●	●	●	●	SB - 288, 330	2			
5	560156/B	560156/A	Breather pipe - B.box to A/F	1	●	●	●	●	●	●	●	●	●	●					SB - 188, 200	1			
	500127		Breather pipe, Long (Old oil circuit) L 385	1											●				Before July 2002	1			
	500126/B	500126/A	Breather pipe, Long (New oil circuit) L 300 x OD 14	1	●				●	●	●	●			●				After July 2002	1			

06-20 BREATHER BOX AND PULSE AIR VALVE (PAV)

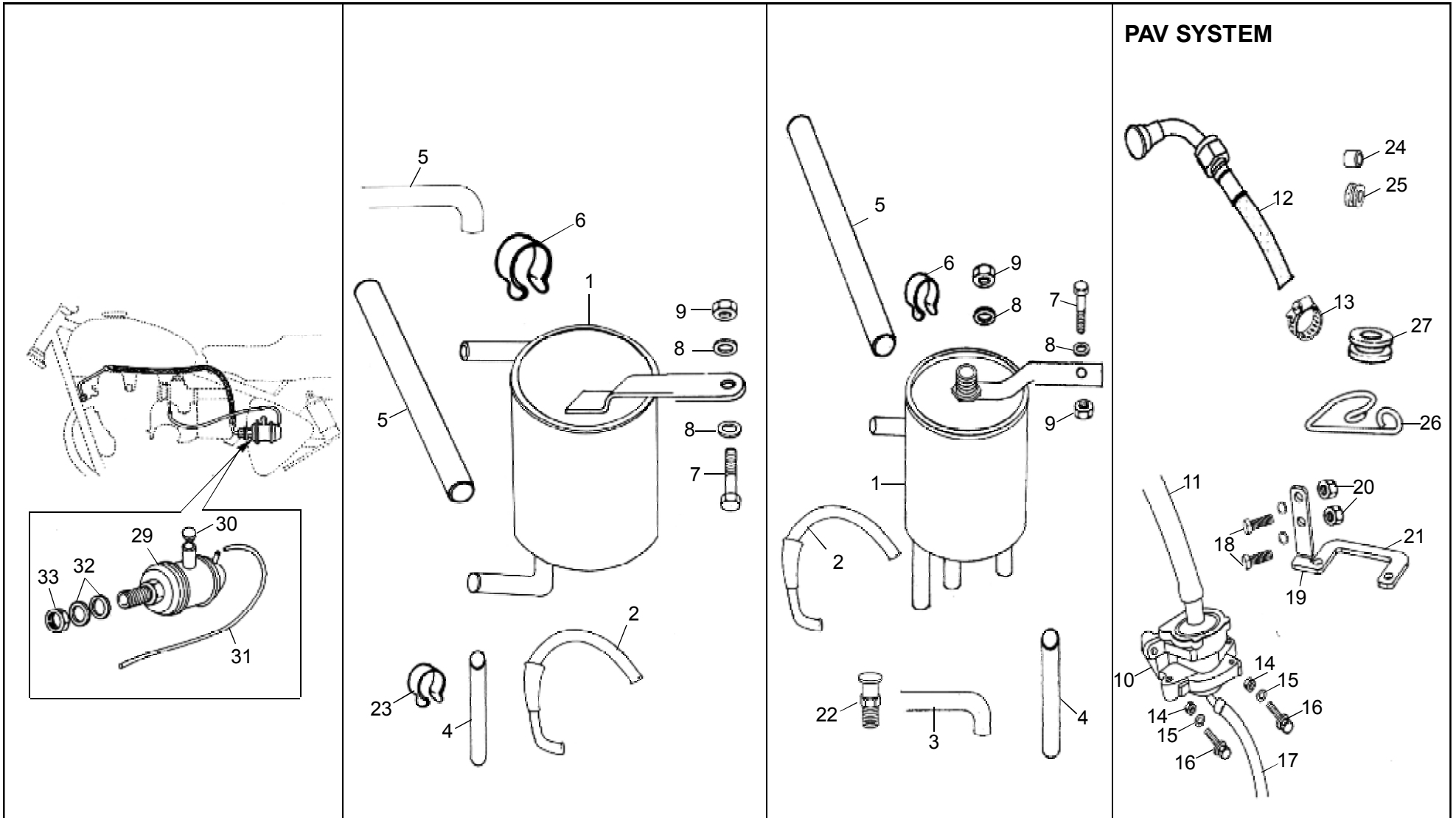


PAV SYSTEM



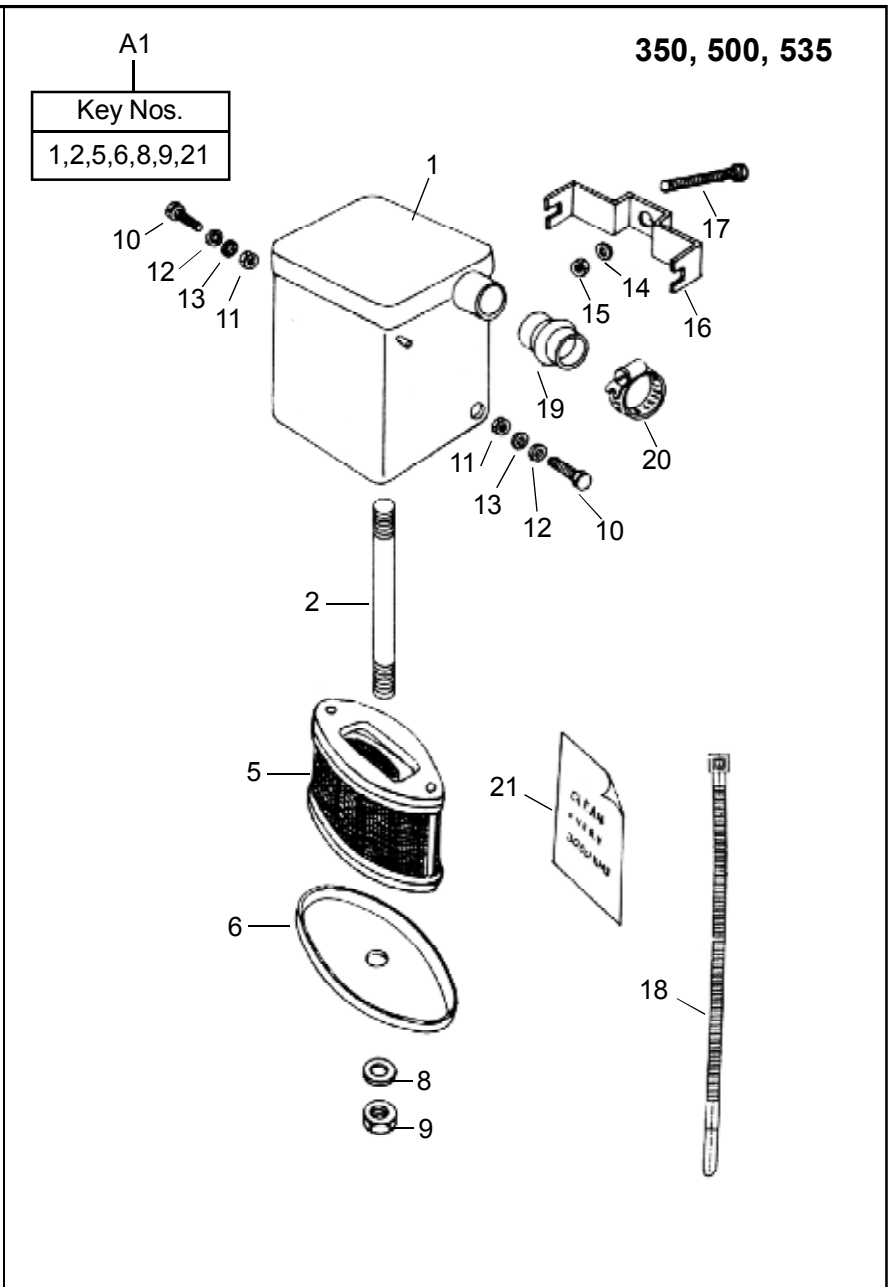
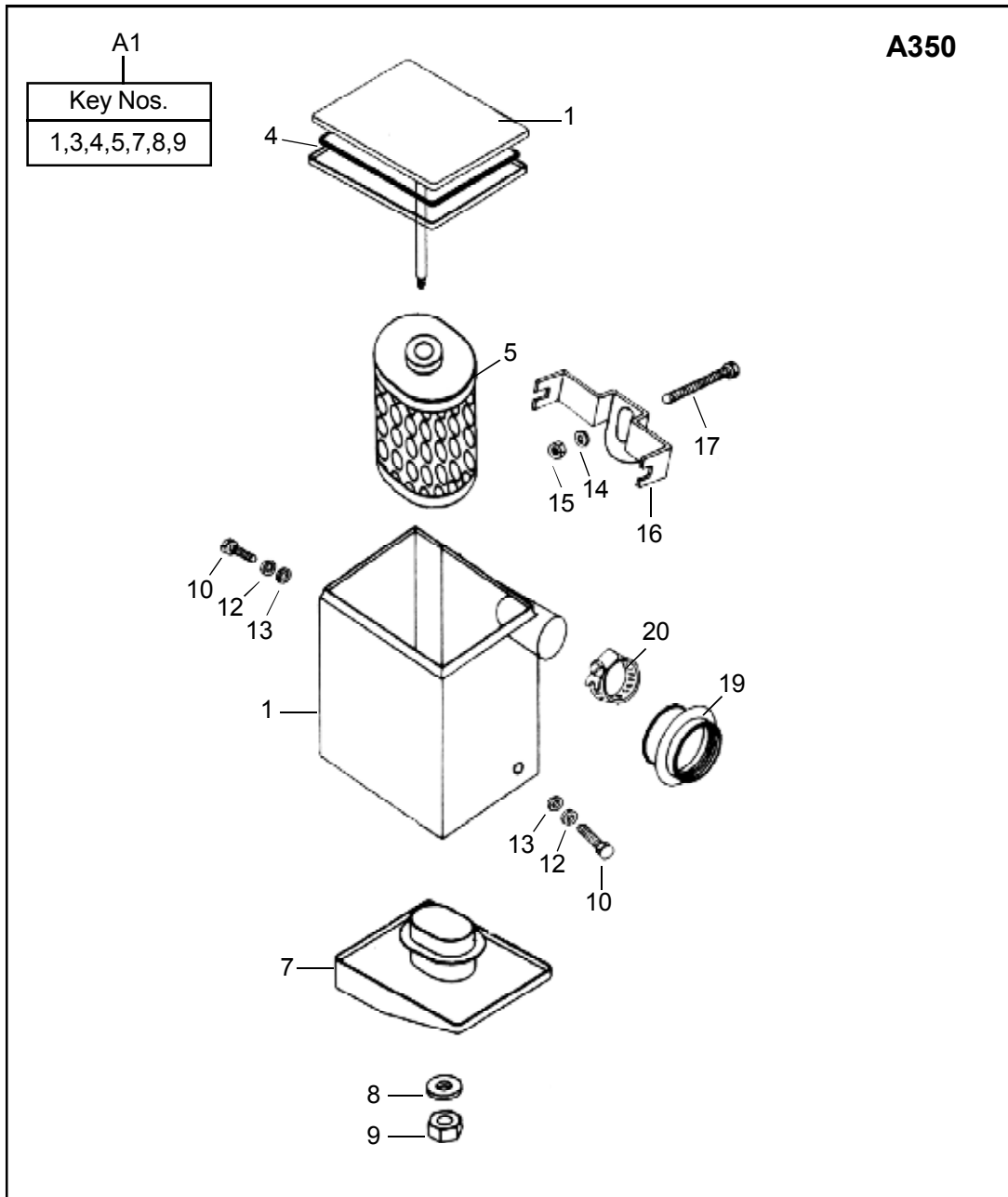
Beading — 28

06-20 BREATHER BOX AND PULSE AIR VALVE (PAV)



Beading — 28

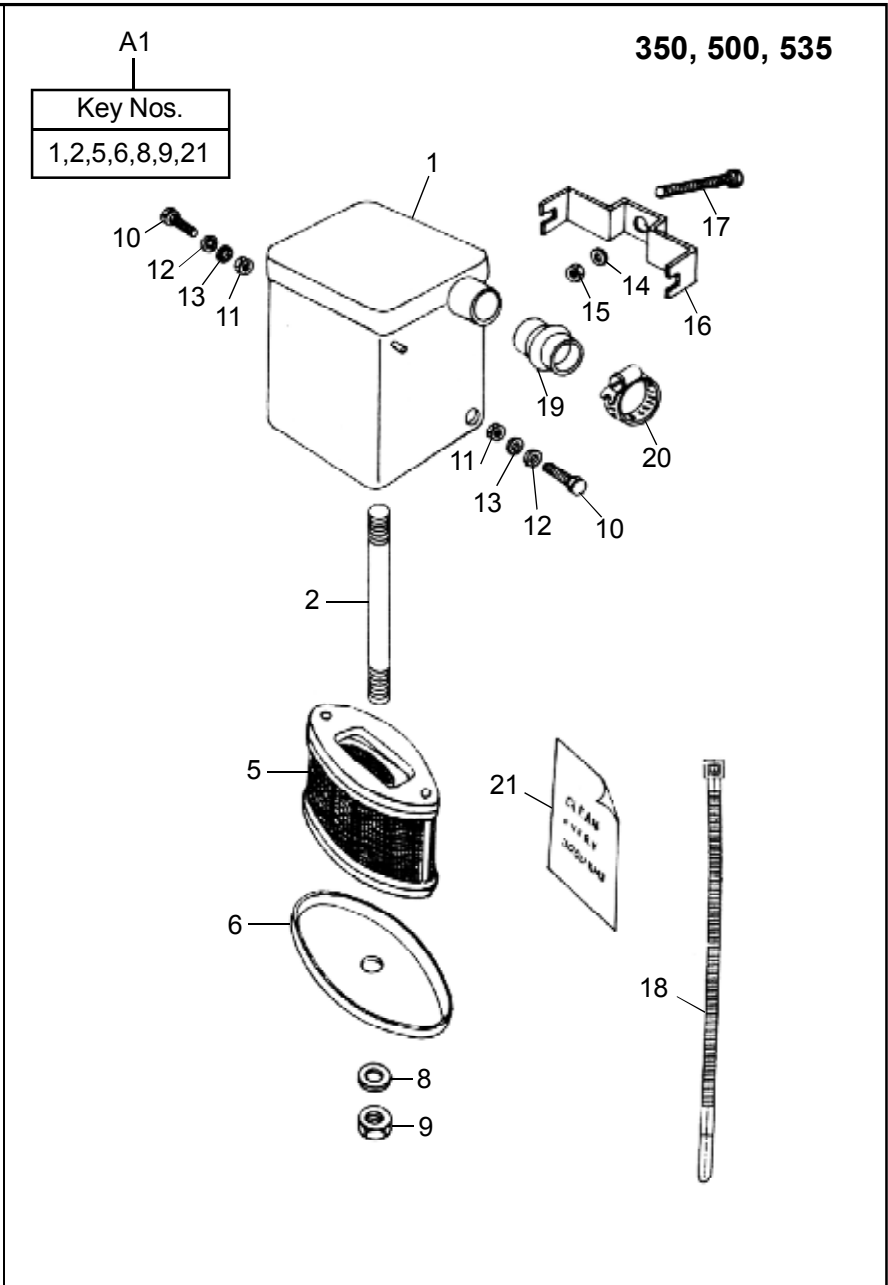
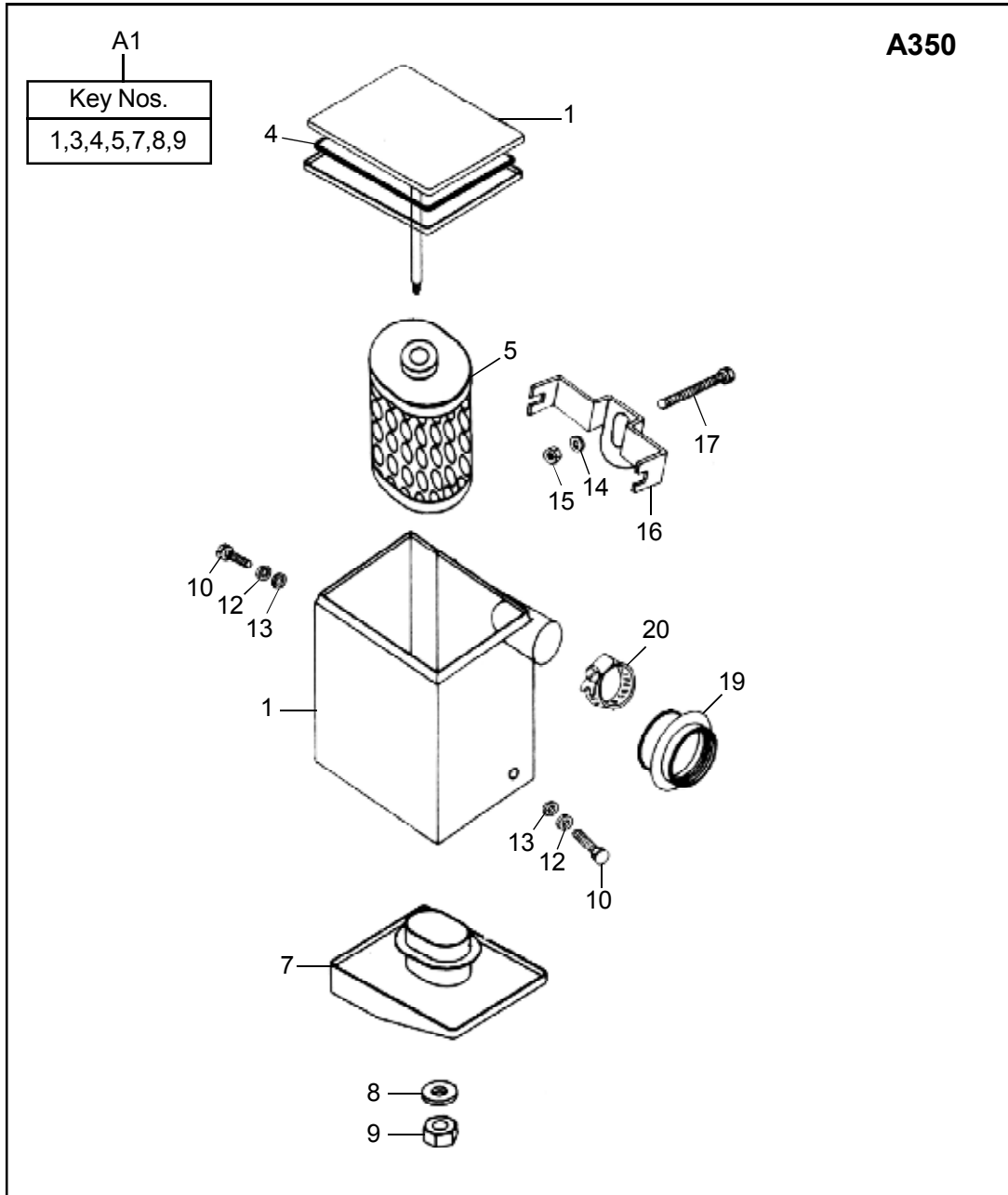
06-30 AIR FILTER ASSEMBLY



06-30 AIR FILTER ASSEMBLY

Key No.	Part Numbers		Description	Qty.	350								BU 500	Lightning			Bu Mach		T Bird		Remarks	MOQ	
	New	Old			Std	Dlx	Mac	Cam	Elec 4S		Elec 5S			500	500	535	535 ES	A350	A500	KS			ES
									KS	ES	KS	ES											
A1	801262	112057	Air filter assembly complete (CIV)	1			•		•										SB-175	1			
			Air filter assembly, Chrome Plated	1											•				500727/B, SB-199	1			
			Air filter assembly, Plated (EGLI Type)	1								•	•	•					170462, SB-200	1			
			Air filter assembly, Painted (EGLI Type)	1								•	•	•						1			
			Air filter assembly, Black	1	•	•													801131	1			
			Air filter assembly, P.O.Red	1		•													802020	1			
			Air filter assembly, Peacock Blue	1		•													803013	1			
			Air filter assembly, Athena Grey	1							•								806050	1			
1	801002		Air filter body, Black	1	•	•														1			
			Air filter body, P.O.Red	1		•													802001	1			
			Air filter body, Peacock Blue	1		•													803001	1			
			Air filter body, Athena Grey	1							•								806001	1			
	112058		Air filter body, Plated	1			•		•										SB-175, Alt.No.801261	1			
			Air filter body, Plated	1											•				500728, SB-199	1			
			Air filter body, Plated	1								•	•	•					170461/2 SB-200	1			
2			Stud - Air filter	1	•	•	•	•	•		•	•	•	•					110671/2 SB-200	10			
	112137		Air Filter Stud (D) 175mm Long	1					•	•	•	•							SB-188, 200	10			
3			Top Cover, Air filter, Chrome Plated	1											•				500729/B, SB-199	1			
4			Gasket, Air filter cover	2											•				500741, SB-199,	1			
5	112161		Air filter element	1	•	•	•	•	•		•	•	•	•					SB - 175	1			
	143548/A	500702	Air filter element	1	•				•	•	•	•			•	•			SB-199	1			
	110673		Air Filter (Spares)	1	•														SB-043	1			
6			Element retainer, Black	1	•	•	•	•	•		•	•	•	•					801001				
7			Air filter intake box, Chrome Plated	1											•				500755, SB-199	1			
8	110656		Double Coil Spring Lock Washer	1	•	•	•	•	•		•	•	•	•	•				SB - 175	1			
	586032/B	141061/1	Washer	1	•	•	•	•	•	•	•	•	•	•	•				SB - 687	50			

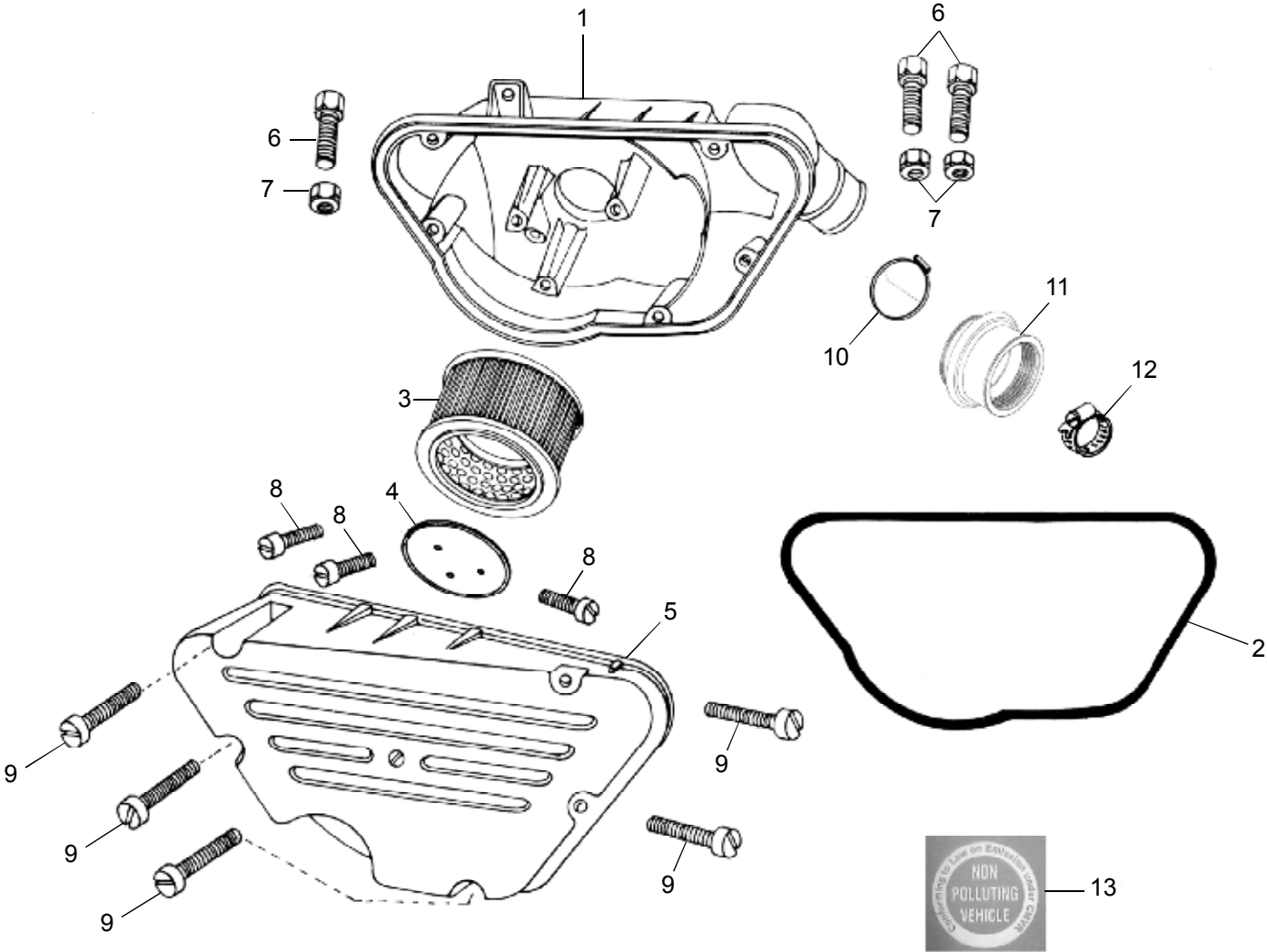
06-30 AIR FILTER ASSEMBLY



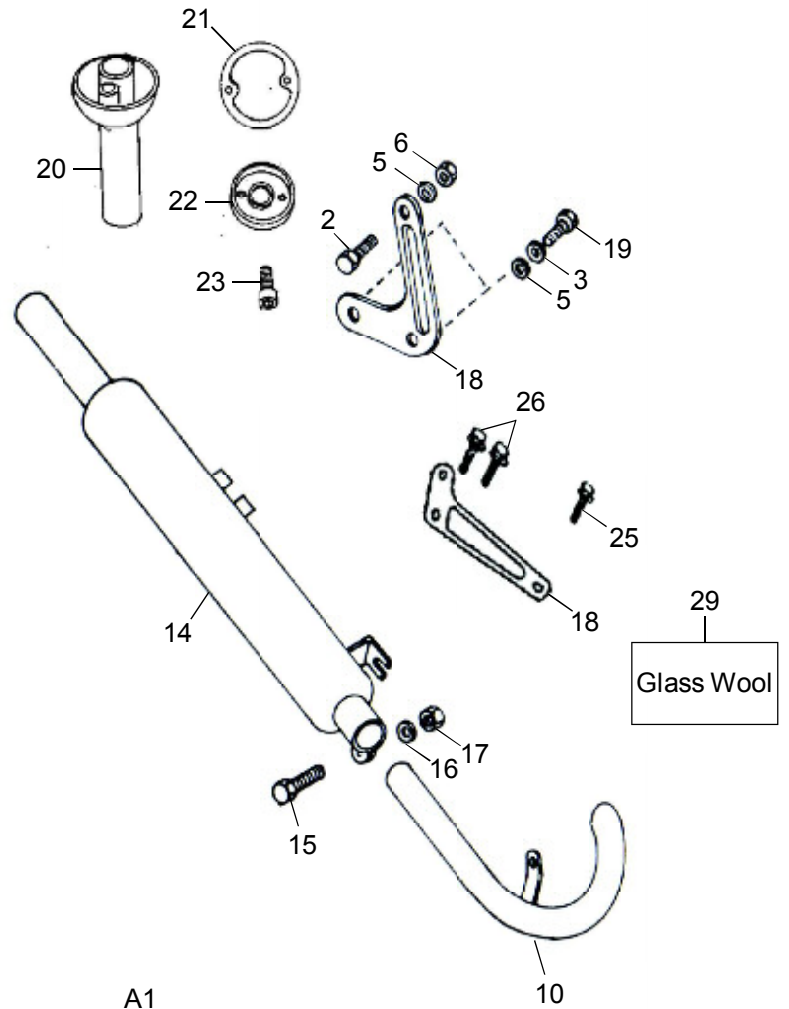
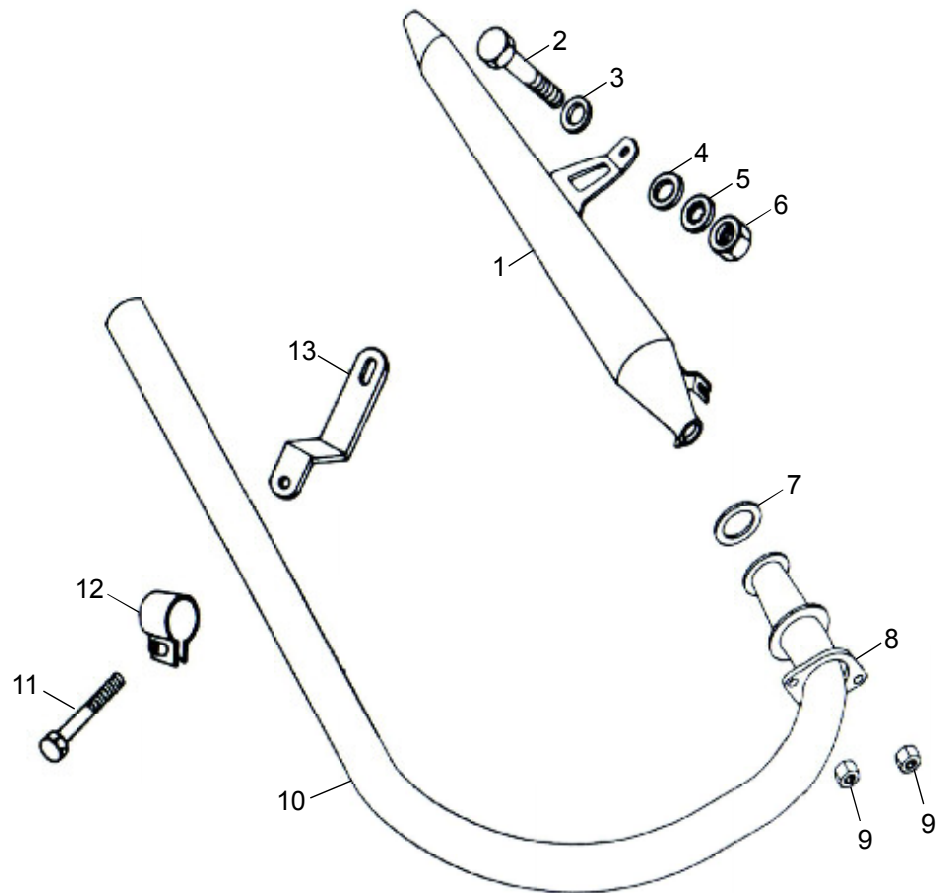
06-40 AIR FILTER ASSEMBLY (THUNDERBIRD)

THUNDERBIRD

A1
Key Nos.
All except
6 & 7



THUNDERBIRD



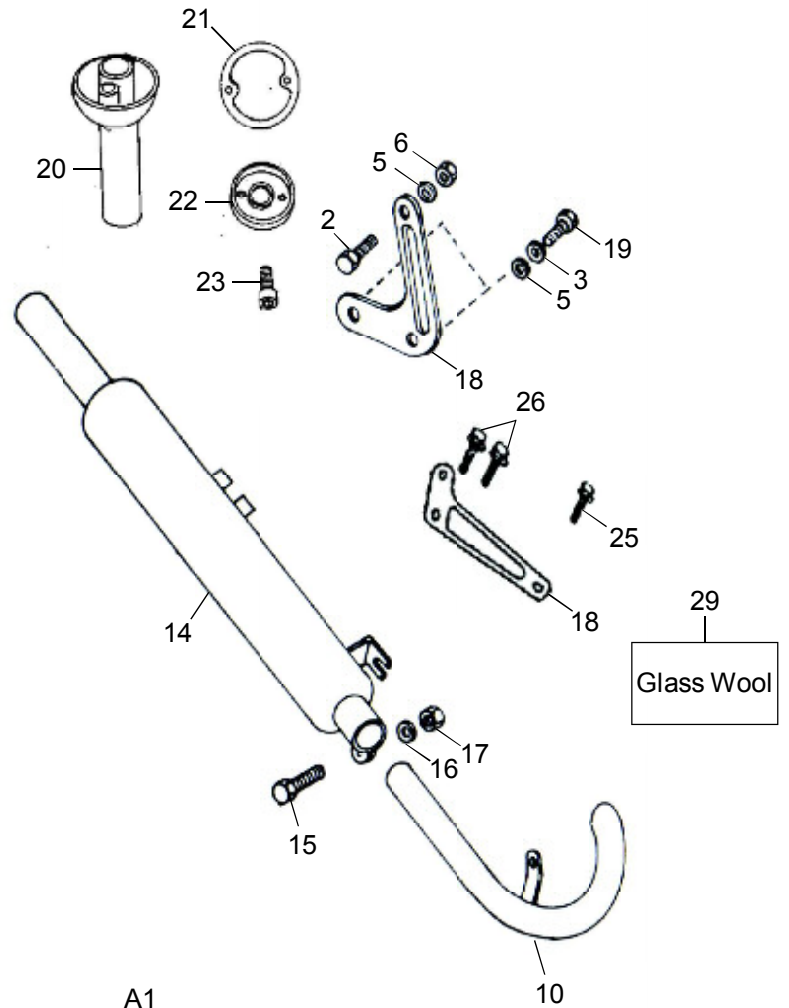
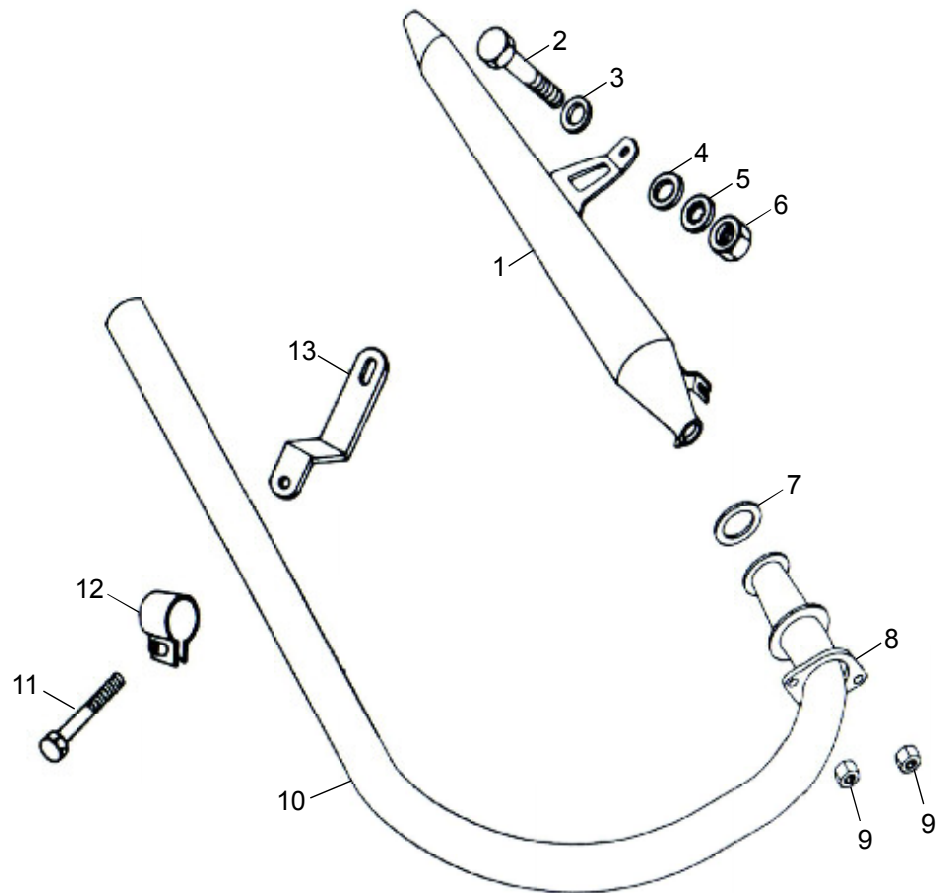
A1
Key Nos.
(Qty. 2 Nos. 3, 5 & 19), 14, 18

29
Glass Wool

07-10 SILENCER AND EXHAUST PIPE

Key No.	Part Numbers		Description	Qty.	350								BU 500	Lightning			Bu Mach		T Bird		Remarks	MOQ	
	New	Old			Std	Dlx	Mac	Cam	Elec 4S		Elec 5S			500	500	535	535 ES	A350	A500	KS			ES
									KS	ES	KS	ES											
A1	112162		Silencer assy with bracket	1	•	•		•	•						•				Before Nov 2001, SB-021, 188, 199	1			
			Silencer assy with bracket	1							•								143074, SB-021	1			
	112162	112163	Silencer Std (Short), Plated	1	•	•		•							•				SB-021,161, < Nov '01				
		112101	Silencer (Long) 350cc Mach., Plated	1			•												SB-161, Before Nov 2001				
			Silencer assy with bracket	1							•	•	•	•					SB-200, 142901 Before Nov 2001				
	540090/A	145434/A	Silencer assy with bracket	1	•	•	•	•	•	•	•	•	•	•	•	•			After Nov 2001	1			
1	521084/I	521084/H	Silencer assy plated (TB 2005)	1													•	•	SB - 235	1			
2	142258		Slotted Cheese Head Screw	1	•	•	•	•	•	•	•	•	•	•	•	•	•	•		40			
			Flange Screw M8 x 30	1													•	•	143659	10			
3	586036/A	140080/2	Plain Washer, M8	2	•	•	•	•	•	•	•	•	•	•	•	•				50			
	586036/A	140080/2	Plain Washer, M8	2	•	•	•	•	•	•	•	•	•	•	•	•			SB - 687	50			
	586036/A	140080/2	Plain Washer, M8	1													•	•		50			
4			Spacer	1													•	•	521151/B				
5	140147		Washer shake proof 5/16"	3	•	•	•	•	•	•	•	•	•	•	•	•				40			
	140147		Washer shake proof 5/16"	1													•	•		40			
	586038/B	210026	Spring Washer M8	3	•	•	•	•	•	•	•	•	•	•	•	•	•	•	SB - 565, SB - 687	40			
6	141051/A	141051	Nut	1	•	•	•	•	•	•	•	•	•	•	•				40				
	586004/A	142182	Hexagonal Nylock Nut M8 x 9.5	1	•				•	•	•					•	•	•	30				
7	500804/A		Gasket ring, Exhaust	1											•		•	•	SB-380	10			
	500334/A		Gasket ring, Exhaust	1											•		•	•	SB-380, 599	10			
	500430/A		Gasket ring, Exhaust	1													•		T1	10			
	582638/A	510804/A	Gasket ring, Exhaust	1												•			Alt. No. 582638/A, SB-599	30			
8	500802/A		Flange, Exhaust	1										•	•	•	•						

THUNDERBIRD



A1
Key Nos.
(Qty. 2 Nos. 3, 5 & 19), 14, 18

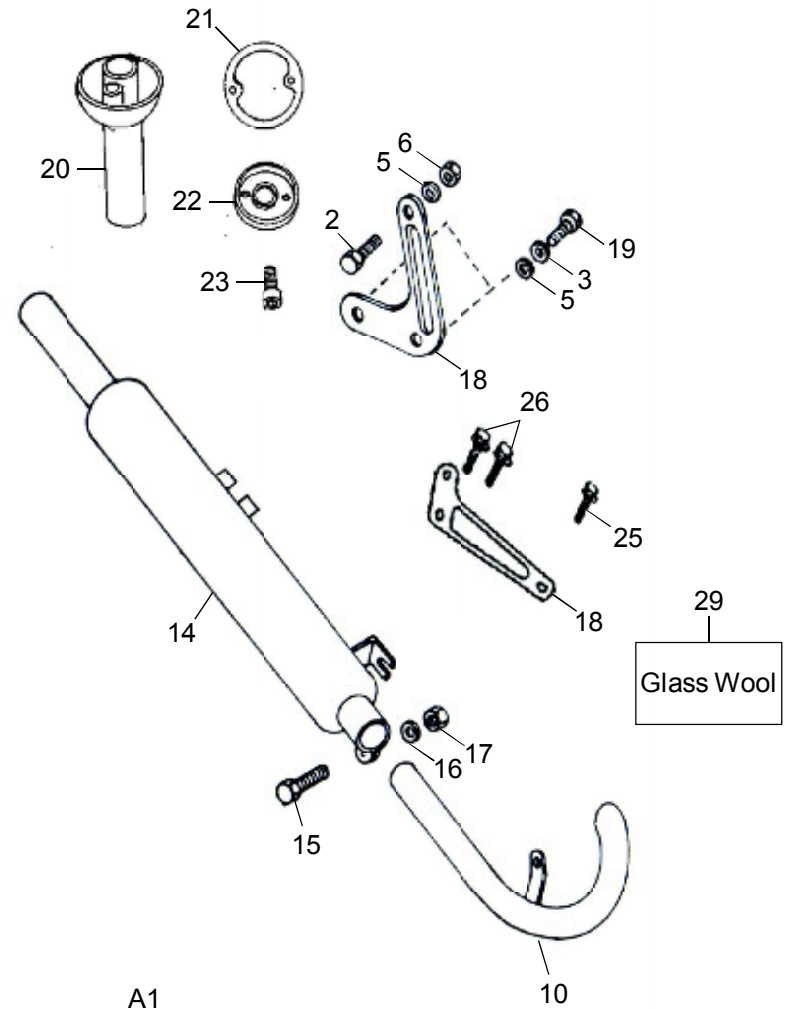
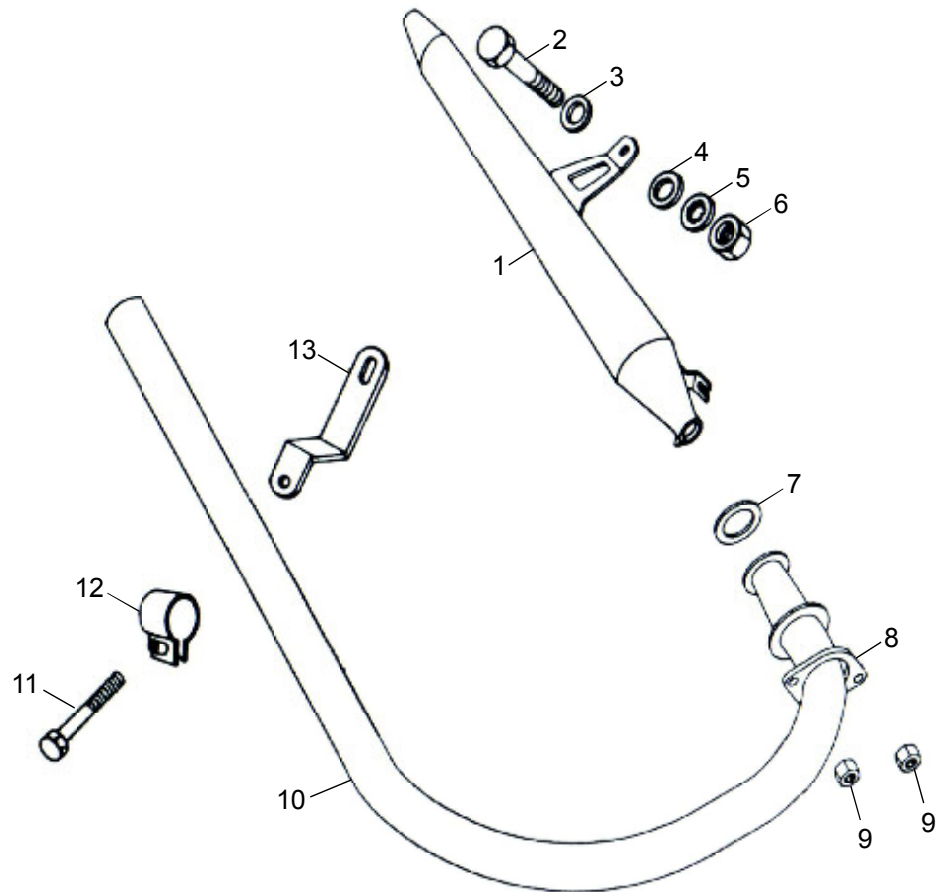
29
Glass Wool

07-10 SILENCER AND EXHAUST PIPE

Key No.	Part Numbers		Description	Qty.	350								BU 500	Lightning			Bu Mach		T Bird		Remarks	MOQ	
	New	Old			Std	Dlx	Mac	Cam	Elec 4S		Elec 5S			500	500	535	535 ES	A350	A500	KS			ES
									KS	ES	KS	ES											
9			Nut M8 x 1.25	2															500803/A, SB-199				
	586005/A	145867/A	Flange, Nut	2	●				●	●	●	●	●			●	●	●		30			
10	144123/A		Exhaust pipe	1					●	●	●	●							SB-161, 188, 349	1			
	144055		Exhaust pipe Std - Plated	1	●	●														1			
			Exhaust pipe with hot tube - Plated	1								●	●	●	●				SB-141, 145150				
	521098/A	500808/B	Exhaust pipe	1											●				SB-199,				
	521261/B	521137/C	Exhaust pipe	1													●		SB-354, 418	1			
	521261/B		Exhaust pipe	1											●		●		SB-161	1			
	510807/E		Exhaust pipe	1												●			SB-354	1			
	147220/B		Exhaust pipe Std - Plated Modified	1	●				●	●	●	●							SB-521	1			
11	111914		Slotted Cheese Head Screw	1											●			Before Nov 2001	50				
12			Bracket, Powder Coated - Black	1											●			500805/A SB-199, Before Nov 2001					
13			Bracket	1											●			500806 Before Nov 2001					
14	112162	112163	Silencer, Short	1	●	●		●	●						●			SB - 199	1				
			Silencer assy without bracket	1							●							143073 SB-021	1				
	540090/A	145435/A	Silencer, Long - Plated Noise Norms	1	●	●	●	●	●			●	●	●	●			SB-200, After Nov 2001 Alt.No.540090/A	1				
	144220/3		Silencer, Long	1							●								1				
			Silencer	1													●		520184/I	1			
		145435/A	Silencer, Long	1	●	●	●	●	●			●	●	●	●				146161/A SB-200, After Nov. 2001	1			
	145787/C		Silencer assy. (Glasswool type) - TCI	1					●	●	●	●						SB-280, > Nov. 2003	1				
15	591578/A	141044	Slotted Cheese Head Screw	1	●	●	●	●	●	●	●	●	●	●	●	●		SB - 504	40				
16	586032/B	141061/1	Washer	1	●	●	●	●	●	●	●	●	●	●	●	●		SB - 687	50				
17	586029/A	141060	Hexagonal Nut M6 x 1 (Metric)	1	●	●	●	●	●	●	●	●	●	●	●	●		SB - 687	40				

07-10 SILENCER AND EXHAUST PIPE

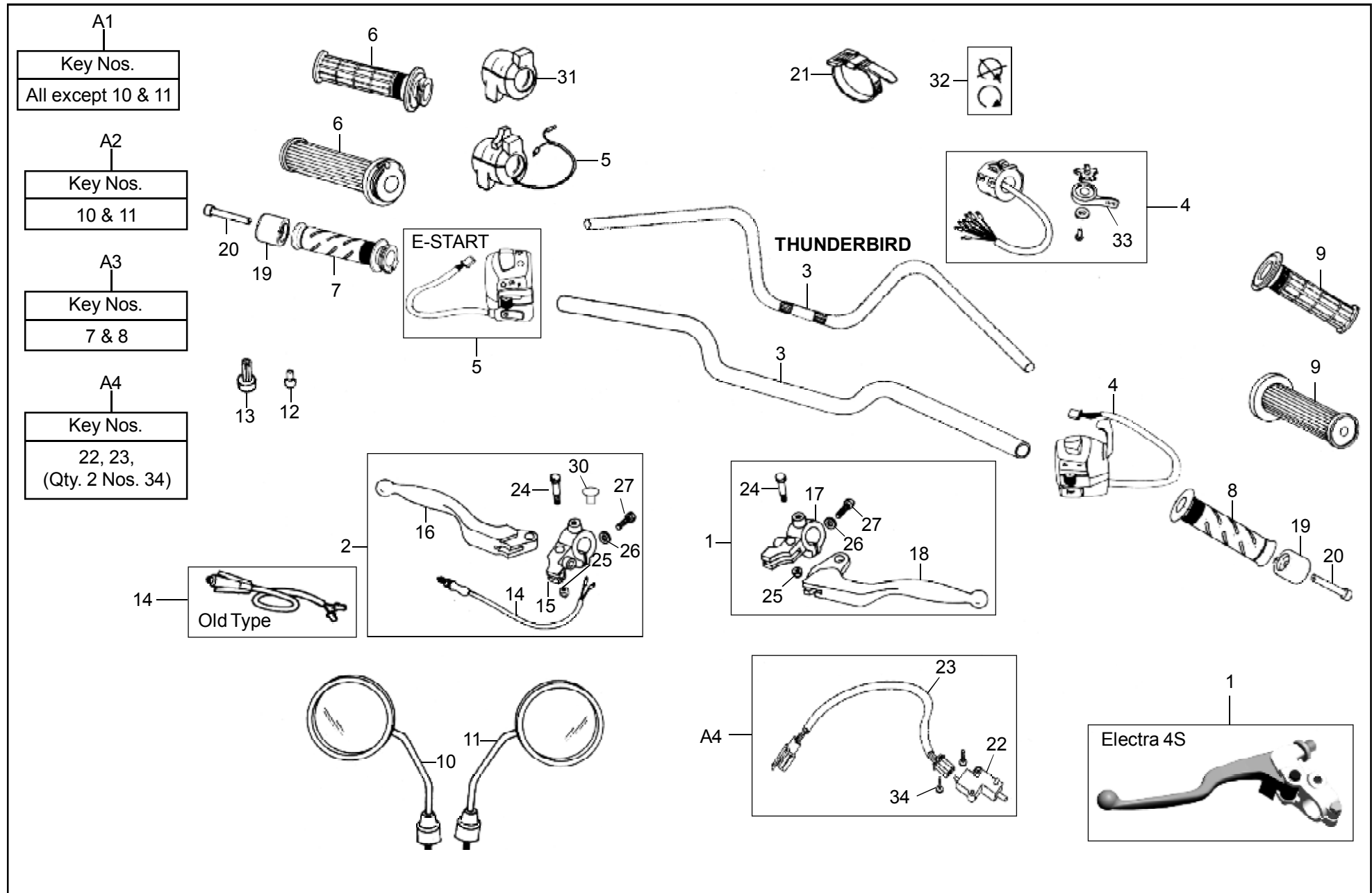
THUNDERBIRD



A1
Key Nos.
(Qty. 2 Nos. 3, 5 & 19), 14, 18

29
Glass Wool

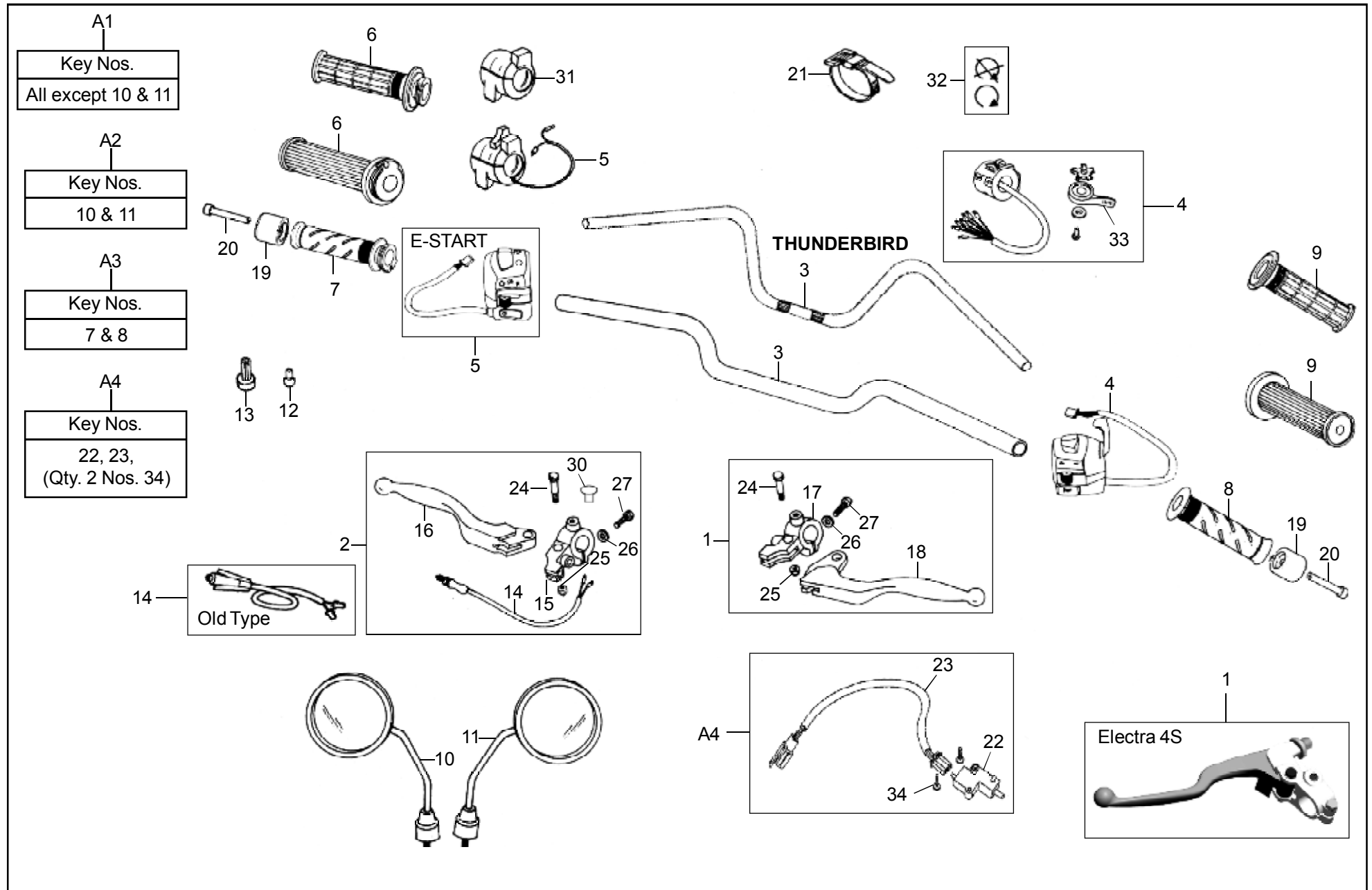
08-10 HANDLE BAR AND CONTROLS



08-10 HANDLE BAR AND CONTROLS

Key No.	Part Numbers		Description	Qty.	350								BU 500	Lightning			Bu Mach		T Bird		Remarks	MOQ	
	New	Old			Std	Dlx	Mac	Cam	Elec 4S		Elec 5S			500	500	535	535 ES	A350	A500	KS			ES
									KS	ES	KS	ES											
A1			Handle bar assembly - Drum	1	●	●	●	●											147470/A, SB-562	1			
		146865/A	Handle bar assembly - ES - Drum	1					●	●									146865/C, SB-432	1			
			Handle bar assembly - Kick Start Drum Brake	1					●	●									SB-432, 146867/B	1			
	146080/C		Handle bar assembly - Drum	1					●										SB-432, SB-288	1			
	146769/B		Handle bar assembly - E-start Disc Brake	1					●	●									SB-432	1			
			Handle bar assembly - KS/Disc	1					●	●									SB-432, 146866/C	1			
			Handle bar assembly - Disc - KS	1														●	521270/A	1			
		146095/A	Handle bar assembly - Disc	1					●										SB-432	1			
		521271/A	Handle bar assembly - Drum	1														●		1			
		521251/A	Handle bar assembly - Disc	1														●		1			
		521269/A	Handle bar assembly - Drum	1														●		1			
			Handle bar assembly	1											●	●			510277/A				
		146533/B	Handle bar assembly - ES Disc	1					●	●		●						●	SB-432	1			
		146593/A	Handle bar assembly - ES Drum	1					●											1			
		147475/A	Handle bar assembly - Std - PJB	1	●															SB-562	1		
A2	597117		Mirror Set	1	●	●	●	●				●	●	●	●	●				1			
	597382		Mirror Set (Thunderbird)	1													●	●		1			
	597372		Mirror Set (Electra 2004)	1					●	●	●	●								1			
A3	597207		Hand grip set	1	●	●	●	●	●		●				●					1			
A4	888082		Clutch Switch Repair Kit	1													●			1			
1	143331		Lever assembly LH	1	●	●	●	●	●		●				●				SB - 173				
		143331	Lever assembly LH	1	●	●	●	●	●		●				●				145410/B, SB-173				
			Lever assy. LH (Longer) - (Damper weight handlebar)	1	●	●	●	●	●		●				●				145921/A, SB-250				
		146875/A	Lever and holder assy. LH(without clutch switch)-Drum Brake	1	●				●	●	●	●						●	●	1			
		146069/A	Lever & holder assembly LH	1					●	●										1			
		418083	146197/C	Lever assembly LH	1										●	●			Alt. No. 581083/A	1			
		170565/A	170108	Lever assembly LH	1								●	●					SB - 261	1			

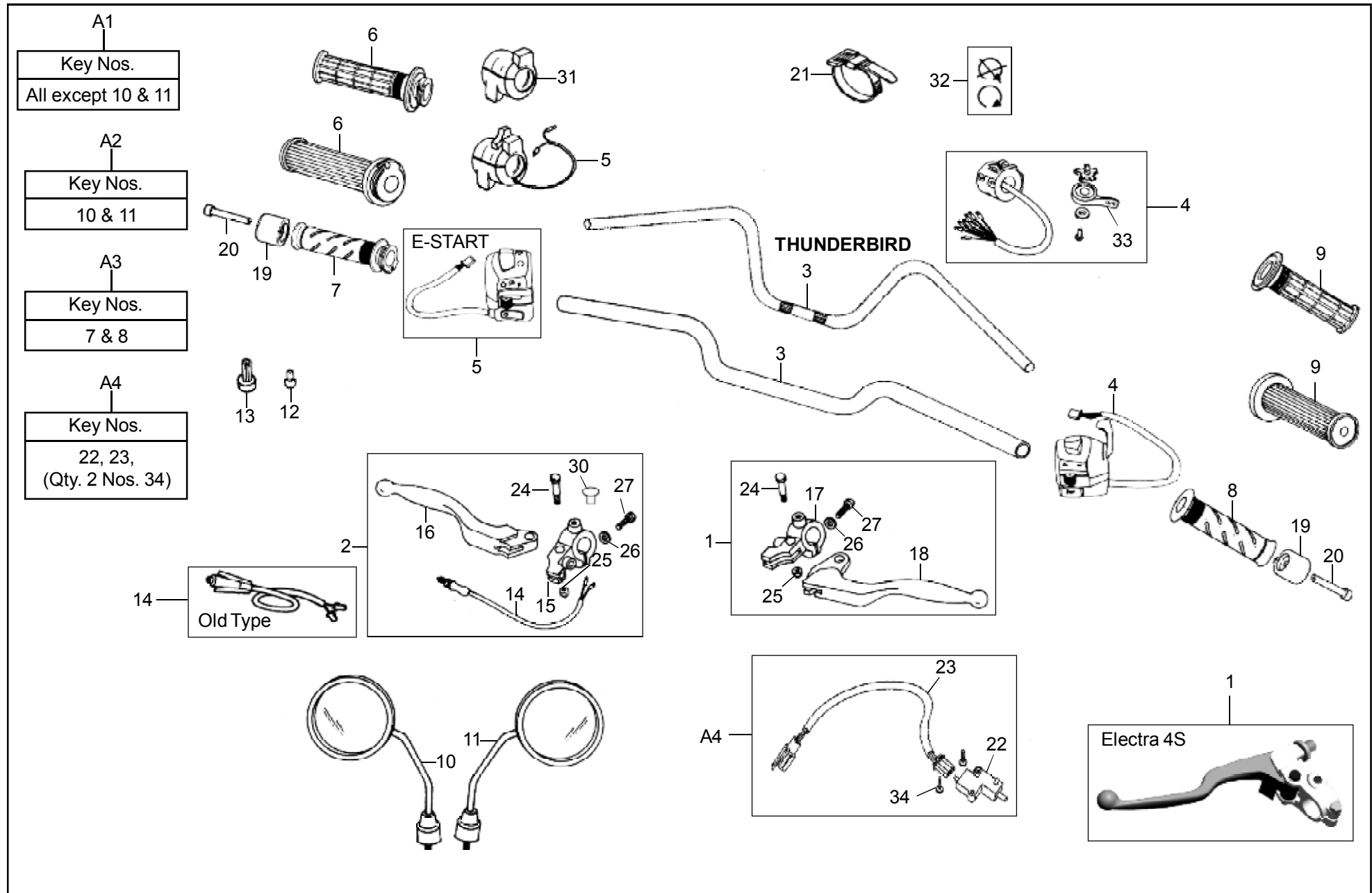
08-10 HANDLE BAR AND CONTROLS



08-10 HANDLE BAR AND CONTROLS

Key No.	Part Numbers		Description	Qty.	350								BU 500	Lightning			Bu Mach		T Bird		Remarks	MOQ	
	New	Old			Std	Dlx	Mac	Cam	Elec 4S		Elec 5S			500	500	535	535 ES	A350	A500	KS			ES
									KS	ES	KS	ES											
1	145996/A		Clutch Lever with bracket LH (Control assy. LH)	1														●	SB-262	1			
	581083/C	560147	Lever assembly LH	1														●	SB-262	1			
	521152/A		Lever assembly LH, Buffed	1														●		1			
	418083	560558	Lever assembly LH	1														●	SB-262	1			
			Lever assembly LH	1					●									●	560543 SB-262				
	147363/A		Lever assy LH	1	●														SB - 468	1			
2	145422/A		Lever assembly RH with holder - Drum Brake	1	●	●	●	●	●		●						●	SB-250, 468	1				
			Lever assembly RH - Longer (Damper weight handlebar)	1	●	●	●	●	●		●							145920/A, SB-250	1				
	146070/D	146070/A	Lever assembly RH - Drum (Ref. Electra)	1	●				●	●	●	●						SB-288	1				
			Lever assembly RH (with brake light switch)	1														●	521276/A	1			
			Lever assembly RH with Holder	1								●	●						170566/A	1			
	560163/A		Lever assembly RH with Holder E-Start	1														●		1			
	521158/A		Lever assembly RH with Holder (Buffed) - T1	1														●		1			
	147364/A		Lever assembly RH with Holder	1	●														SB - 468	1			
	143347		Lever assembly RH (Front brake control assy.)	1	●	●	●					●						●		1			
		Front brake control assy.	1									●	●	●				170109					
3	147177/A	110119	Handle bar, Plated Std	1	●	●												SB-430, Straight length increased	1				
	123790		Handle bar (High Lift) - Plated	1			●	●	●		●						●	SB-250, < Feb 2003	1				
			Handle bar (High Lift) - Plated without counter weight	1			●	●	●		●							145919/A SB-250, After Feb 2003	1				
	145989/B	146768/B	Handle bar TB	1					●	●	●	●					●		1				
	560539/C	560539/A	Handle bar	1														●	Before Dec 2002	1			
		170202	Handle bar (Both End Boss Welded) 'B' Type Plated	1									●	●	●				170202/A				
	560532/C	170203/B	Handle bar (C type T1)	1														●	LTD, > Dec '02, SB-242				
4	144353/B		LH Switch module	1	●	●	●	●	●		●						●		1				
	170277/A		Switch module LH - Day flash	1								●	●						1				

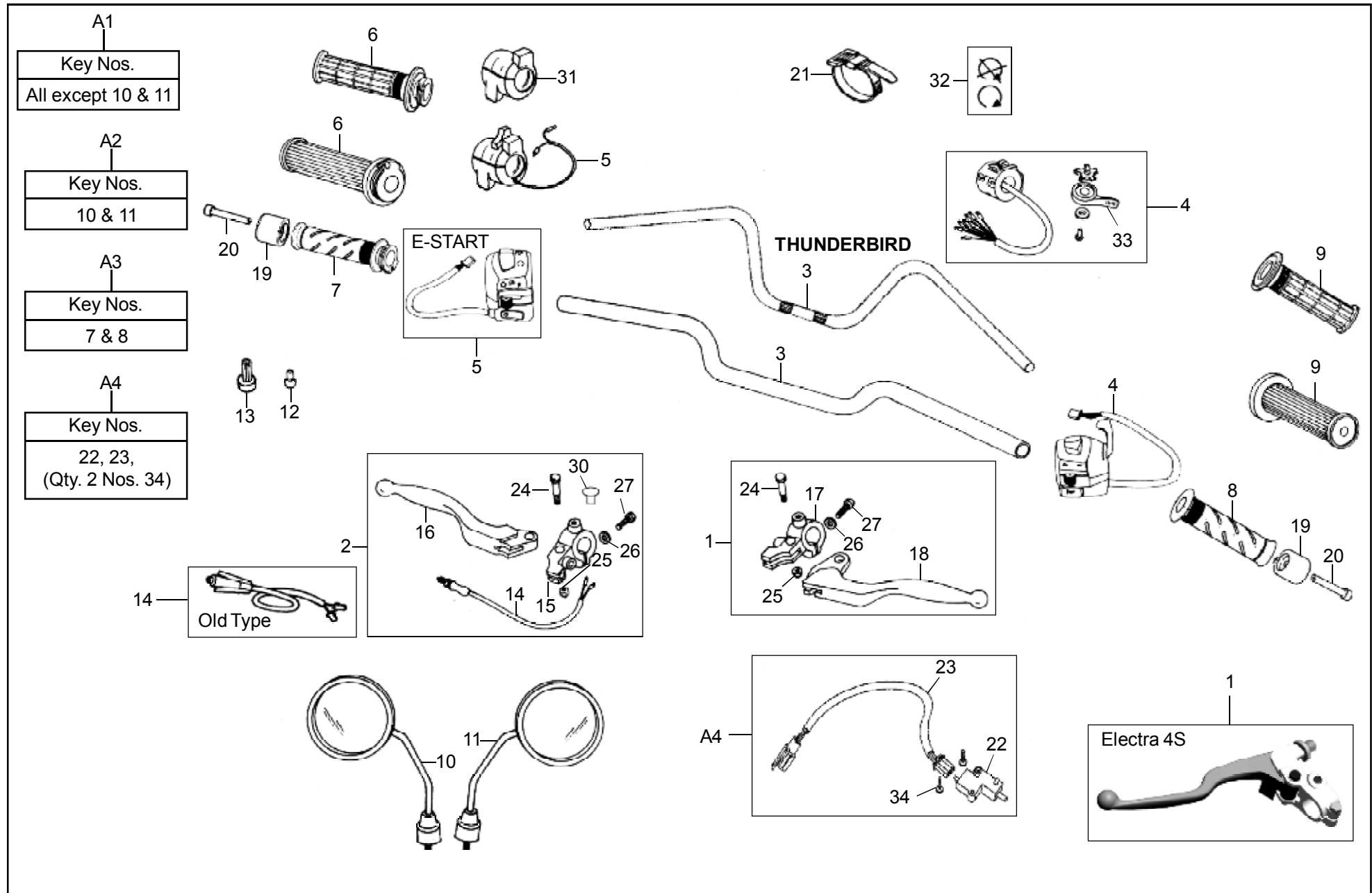
08-10 HANDLE BAR AND CONTROLS



08-10 HANDLE BAR AND CONTROLS

Key No.	Part Numbers		Description	Qty.	350								BU 500	Lightning			Bu Mach		T Bird		Remarks	MOQ	
	New	Old			Std	Dlx	Mac	Cam	Elec 4S		Elec 5S			500	500	535	535 ES	A350	A500	KS			ES
									KS	ES	KS	ES											
4	580252/A	560114	Switch module LH E-Start	1					•	•									SB - 432	1			
			Switch module LH	1													•	•	560194/A	1			
	580252/A		Switch assembly LH - DECOM	1						•	•				•	•			SB - 432	1			
			Switch assembly LH	1	•														143340				
5	170359		Switch assy. RH (Rotor Body - Citi Bike)	1								•	•						1				
	560195/C	560115	Switch module RH E-Start	1						•			•						1				
	146045/A		Switch module RH	1					•		•							SB - 288	1				
	560195/C	560195/A	Switch module RH	1													•		1				
			Switch module RH	1													•	521277/A	1				
	521023/B		Switch module RH T1	1													•		1				
	560195/C	560115	Switch module RH E-Start	1											•	•				1			
	560569		Switch assy. RH (Incline Master Cylinder Assy.)	1													•		1				
6			Hand grip with sleeve - RH	1								•	•					170131	1				
			Rotor assembly	1	•	•	•					•	•	•				143353, SB-227,238					
7	145193	145523/A	Hand grip with sleeve - RH	1	•	•	•	•	•			•			•		•	SB - 242, SPM / 011 For Bu 350, After Sept 2002	1				
			Hand grip with sleeve - RH	1					•	•	•	•			•	•		560104/A					
	521185/A		Hand Grip (RH) - FR Counter WT.	1													•	After Dec 2002	1				
	146044/B	146044/A	Hand grip with sleeve - RH (Counter WT.)	1					•	•							•	•	SB - 288, SPM / 011	1			
	581098/B	581098/A	Grip complete throttle RH	1													•	•	SPM / 011	1			
8	145192		Dummy grip LH	1	•	•	•	•	•			•			•			SB - 242, SPM / 011, For Bu 350, < Feb 2003	1				
	145522/A		Dummy grip LH	1	•	•	•	•	•			•			•			SB-242, For Bu 350, > Sept 2002	1				
	521186/B	521186/A	Hand grip, LH (Damper weight handlebar)	1					•	•	•	•			•	•	•	•	After Dec 2002	1			
9			Dummy grip assembly	1								•	•	•				170130,	1				
			Dummy grip	1	•	•	•					•	•	•				143356, SB-227,238					

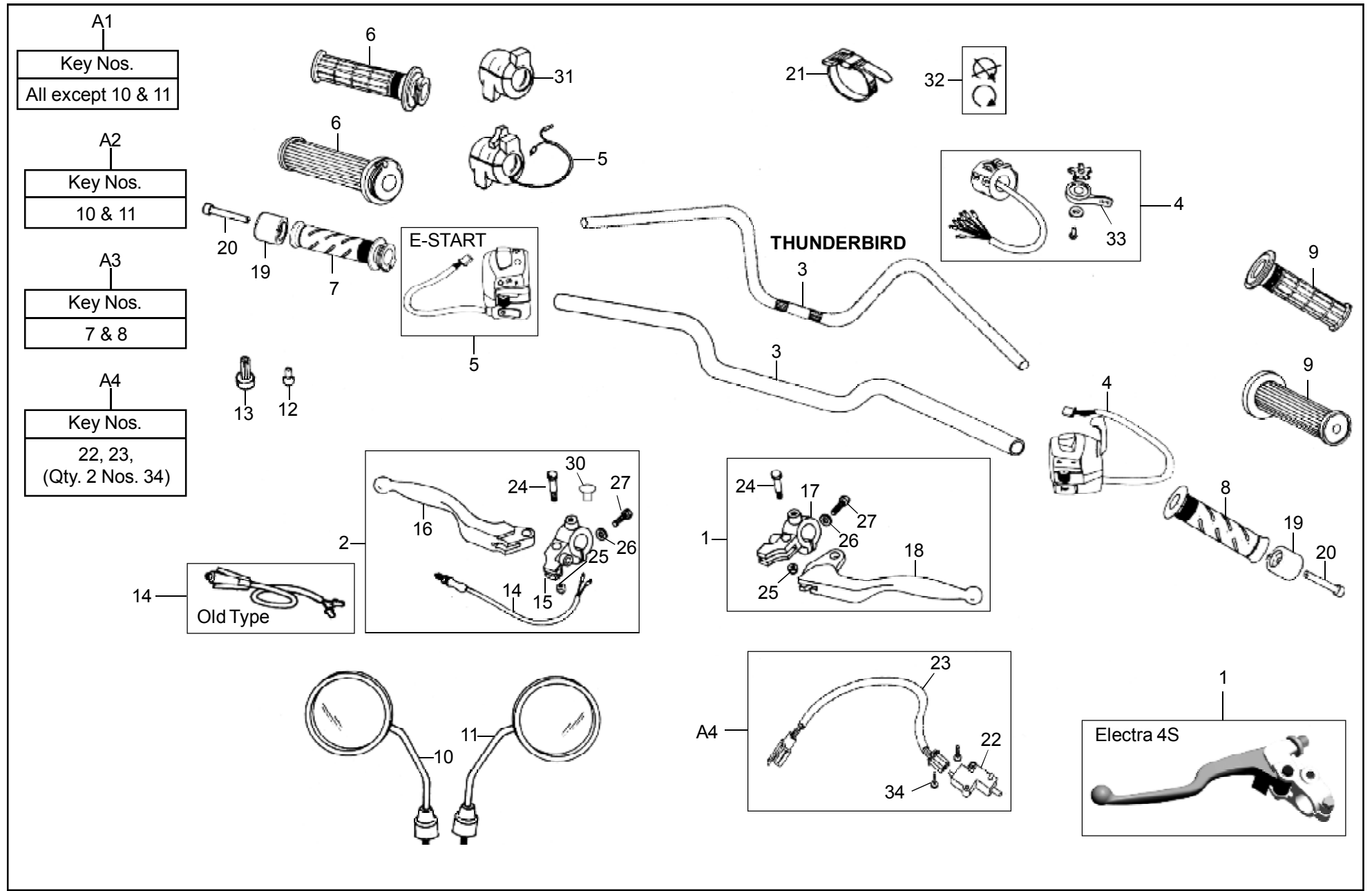
08-10 HANDLE BAR AND CONTROLS



08-10 HANDLE BAR AND CONTROLS

Key No.	Part Numbers		Description	Qty.	350								BU 500	Lightning			Bu Mach		T Bird		Remarks	MOQ	
	New	Old			Std	Dlx	Mac	Cam	Elec 4S		Elec 5S			500	500	535	535 ES	A350	A500	KS			ES
									KS	ES	KS	ES											
10	143357		Rear view mirror LH	1	●	●	●	●				●	●	●	●						1		
	540117/A		Rear view mirror LH	1					●	●	●	●				●	●				SB-378	1	
		540057	Rear view mirror LH	1					●	●											540057/B SB-378	1	
			Rear view mirror LH, SLD - T1	1														●	●		521143/A SB-377	1	
	521264/A		Rear view mirror LH, SLD - Thunderbird	1														●	●		SB-377	1	
11	143358		Rear view mirror RH	1	●	●	●	●				●	●	●	●							1	
	540118/A		Rear view mirror RH	1					●	●	●	●				●	●				SB-378	1	
	521265/A	540058	Rear view mirror RH - M1	1					●	●											SB-378,	1	
			Rear view mirror RH, SLD	1														●	●		521144/A, SB-377	1	
	521265/A		Rear view mirror RH, SLD Thunderbird	1														●	●		SB-377	1	
12	143314		Bush, Cable stop, Throttle	1	●	●	●	●	●	●	●	●	●	●	●	●	●	●	●	●	SB-255	5	
13	560116/A		Ferrule (De compressor)	1					●	●	●	●			●	●					SB-288	14	
14	143350		Front brake light switch (Old Type)	1	●	●	●	●	●			●			●							1	
	170504		Front brake light switch	1								●	●	●					●			1	
	144667		Lead Front brake switch	1																		1	
15	143348		Front brake lever bracket	1	●	●	●	●	●			●			●							1	
16	143349		Front brake lever - Powder Coated, Drum	1	●	●	●	●	●	●	●	●			●							1	
	146586		Lever RH Disc Brake - Buffed (P)	1											●	●			●			1	
17	143332		Clutch lever bracket	1	●	●	●	●	●			●			●							1	
			Clutch lever bracket	1											●				●		145412	1	
			Clutch lever bracket	1								●	●								170278	1	
18	143333		Clutch lever - Powder Coated	1	●	●	●	●	●	●	●	●			●							1	
	418083	146197/C	Clutch lever - Buffed	1											●	●						1	
			Clutch lever	1									●	●	●						170279	1	
19	521201/B		Damper weight Hand Grip - Black	2					●	●	●	●						●	●		After Dec 2002 SB - 242, 250, 288	1	
	580404/A		Damper weight - Nickle Plated	2											●	●						1	

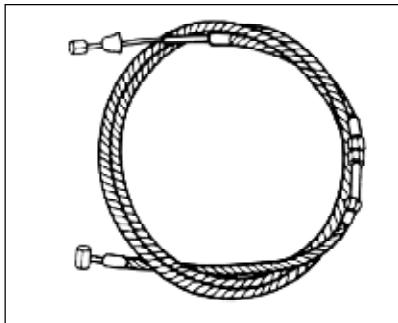
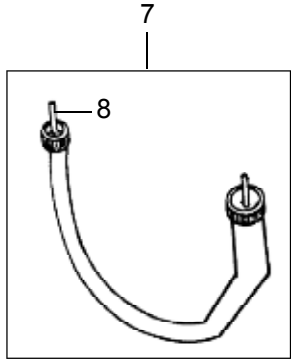
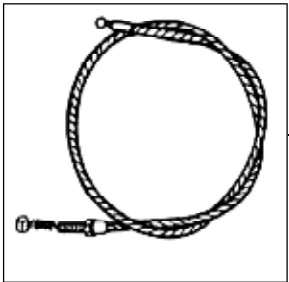
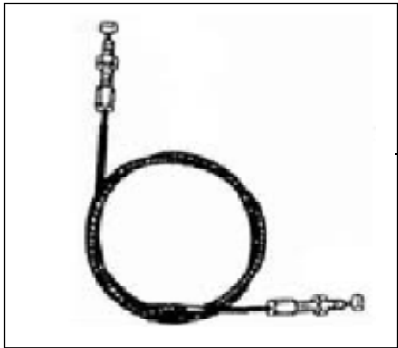
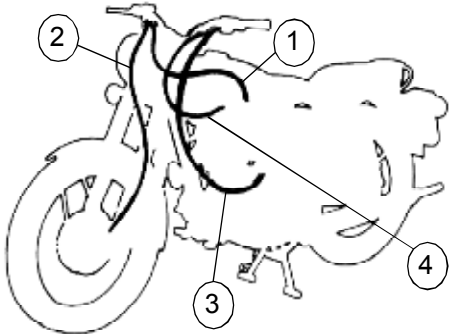
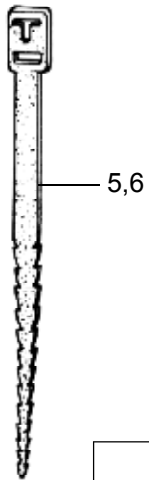
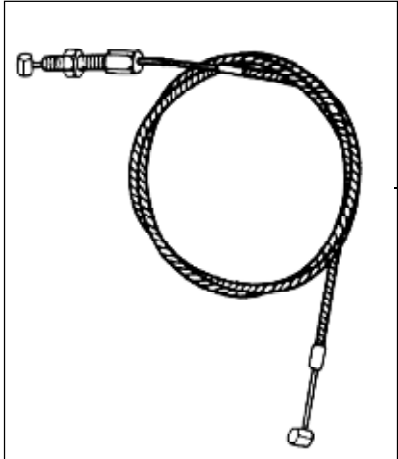
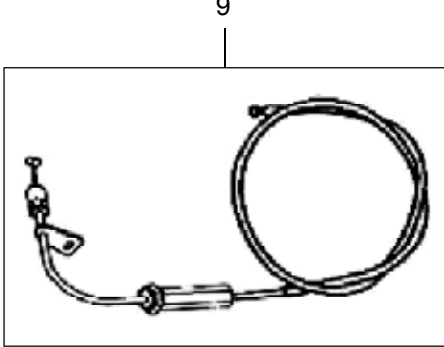
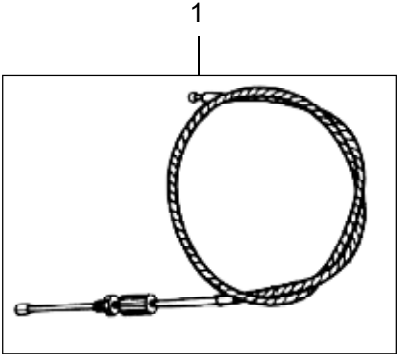
08-10 HANDLE BAR AND CONTROLS



08-20 CONTROL CABLES

A1

Key Nos.
1 to 4



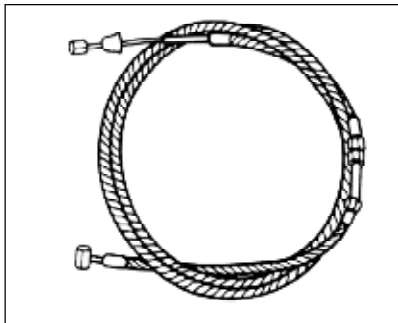
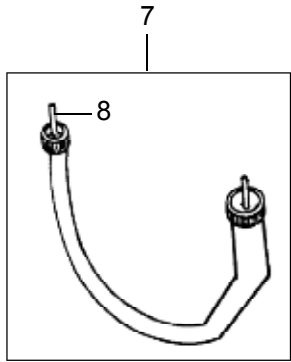
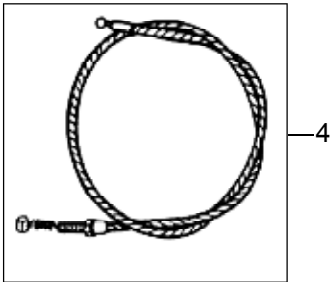
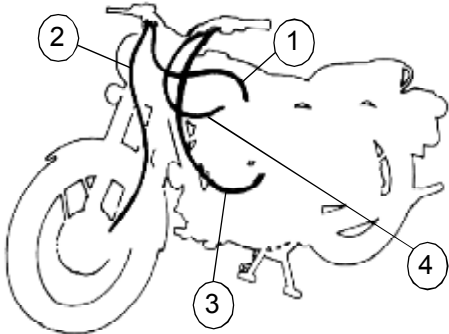
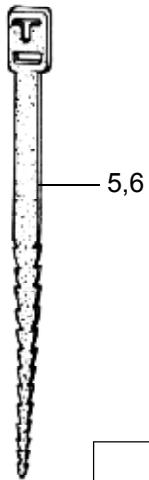
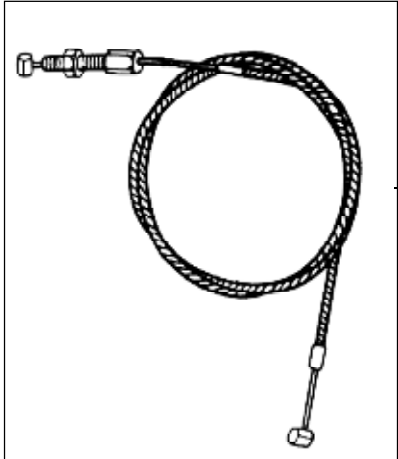
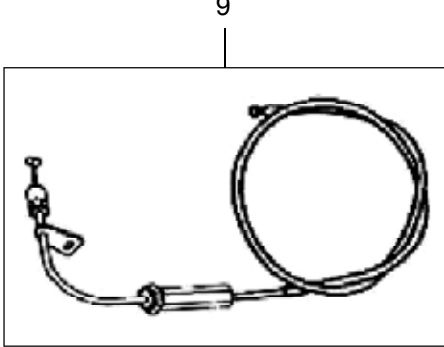
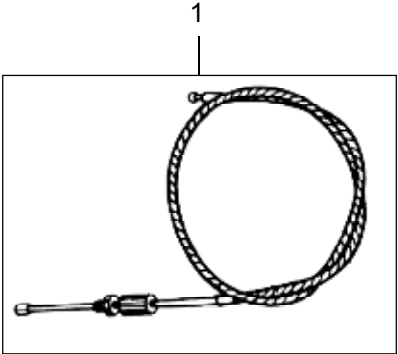
08-20 CONTROL CABLES

Key No.	Part Numbers		Description	Qty.	350								BU 500	Lightning			Bu Mach		T Bird		Remarks	MOQ	
	New	Old			Std	Dlx	Mac	Cam	Elec 4S		Elec 5S			500	500	535	535 ES	A350	A500	KS			ES
									KS	ES	KS	ES											
A1	597375		Cable Kit Electra 2004 Drum	1					•	•													
	597158		Control Cable Kit with Speedo cable	1	•	•	•	•	•														
	597113		Cable Kit Bullet 350	1	•	•	•	•															
	597385		Cable Kit Machismo / Thunderbird	1											•	•	•	•					
1	143312/A		Throttle cable	1	•	•	•	•											SB - 513				
	145713/B		Throttle cable	1					•	•	•	•							SB - 288, 361				
	143322/B		Throttle cable	1								•											
			Throttle cable	1									•	•	•				170273				
			Throttle cable assembly (Friction free)	1												•			500707/B				
	540069/B		Throttle cable	1												•	•		SB - 483				
	521272/B		Throttle cable	1													•	•	SB - 444				
2	143311		Front brake cable	1	•	•	•	•	•	•	•	•							SB-505, Alt. No. 145298/B				
	145298/B		Front brake cable	1	•	•	•	•	•			•	•			•			SB - 160, 166, 170				
	143321		Front brake cable	1									•						SB - 160				
	147107/B		Front brake cable	1	•	•	•	•	•	•	•	•							SB-434, SB-505				
			Front brake cable	1									•	•	•				170556/A				
			Front brake cable	1														•	170271/1				
	145298/B	146248/A	Front brake cable	1													•	•	Alt. No. 145298/B				
3	145408/D	143310	Clutch cable	1	•	•	•	•	•			•				•			Alt. No. 145408/D, SB-160				
	145228/9	143310	Clutch cable	1	•	•	•	•	•			•				•			SB - 160, SB - 170				
	145408/D	145408/A	Clutch cable	1	•	•	•	•				•				•			SB - 173				
	145782/A		Clutch cable	1	•	•	•	•	•	•		•				•			SB-262				
	146280/A		Clutch cable - Bullet X, Electra 2005	1				•	•										with boot on cable				
	540070/A		Clutch cable	1						•	•								SB-417				
	170557/B	170274	Clutch cable - Lightning	1									•	•	•				LTD				
	550520/A		Clutch cable	1						•	•					•	•		SB-417				

08-20 CONTROL CABLES

A1

Key Nos.
1 to 4

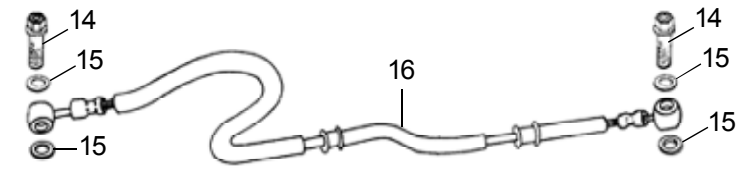
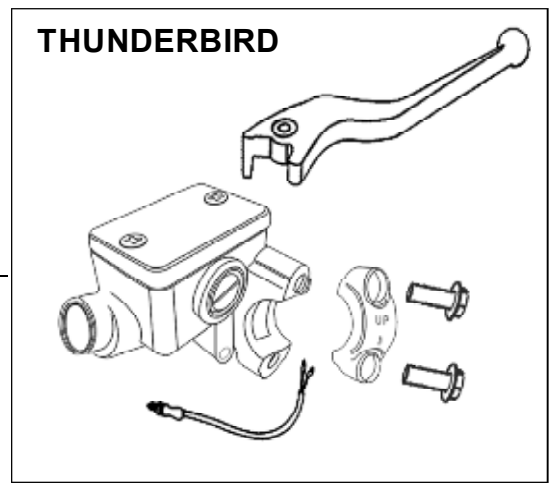
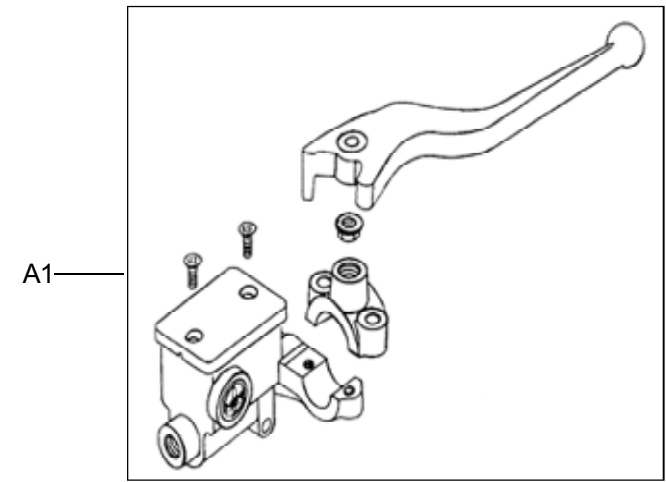
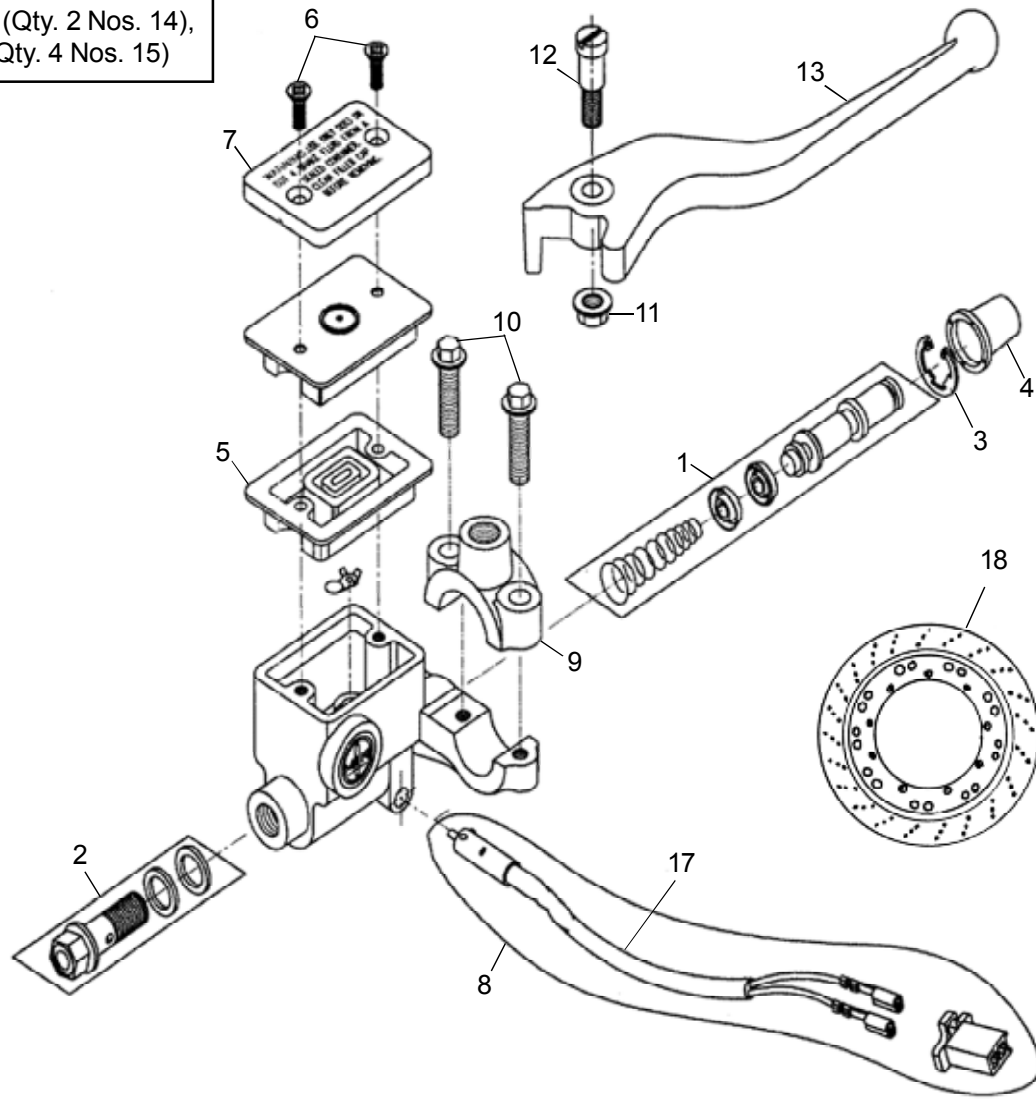


08-20 CONTROL CABLES

Key No.	Part Numbers		Description	Qty.	350								BU 500	Lightning			Bu Mach		T Bird		Remarks	MOQ	
	New	Old			Std	Dlx	Mac	Cam	Elec 4S		Elec 5S			500	500	535	535 ES	A350	A500	KS			ES
									KS	ES	KS	ES											
3	550518/A		Clutch cable	1														● ●	SB-417	1			
	550211/B	550189	Clutch cable TB modified	1														● ●	SB-310, 417	1			
4	143323/A		Decompression cable	1	●	●	●	●	●	●	●				●				SB - 432	1			
	560214/B		D/C Cable Bullet Electra	1					●	●	●	●	●						LTD, SB - 432	1			
	560131/C		Decompression cable	1					●	●									SB - 318	1			
			Decompression cable assembly (Friction free)	1									●	●					170272				
	560125/B		Decompression cable	1											●					1			
	500506/B		Decompression cable	1												●	●			1			
			Decompression cable	1												●	●		147362/A				
	521010/C		Decompression cable	1														●		1			
	521273/A		Decompression cable	1														● ●		1			
	141751		Decompression cable Long - Spares	1									●	●	●					1			
5	141161/C		Cable strap, Small 6"	7	●	●	●	●	●	●	●	●	●	●	●	●	●	● ●	SB-330, 408	40			
6	141162/C		Cable strap, Long 8"	5	●	●	●	●	●	●	●	●	●	●	●	●	●	● ●		40			
7	170398/A	170398	Speedo cable assembly	1									●	●	●			● ●		1			
	145980/D		Speedo Cable Complete Assy. - Old Type	1	●	●	●	●	●	●	●	●				●	●		SB - 299, After 2012	1			
	590273/A		Speedo Cable Complete Assy. - New Type	1	●	●	●	●	●	●	●	●				●	●		> June 2013, Suitable for 592631/A & 592630/A Speedo cable	1			
8	124267		Inner Cable Speedometer - Old Type	1	●	●	●	●	●	●	●	●				●	●		Suitable for 145980/D After 2012	1			
9	500825/B		Throttle cable, L-Bend	1													●	SB-255, Cable Dia Increased	1				

08-30 MASTER CYLINDER ASSEMBLY (P)

A2
Key Nos.
16, (Qty. 2 Nos. 14),
(Qty. 4 Nos. 15)

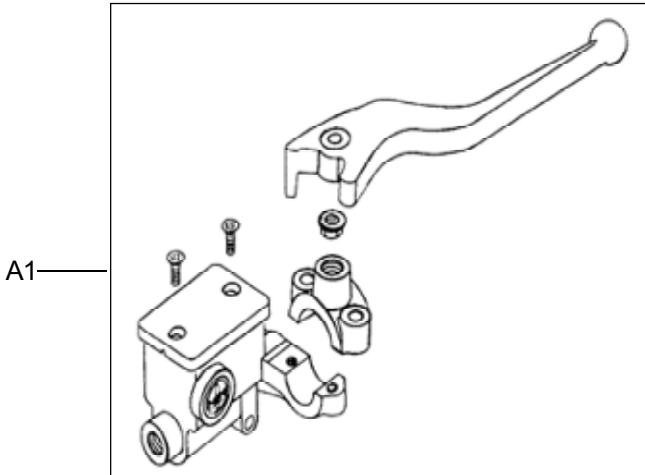
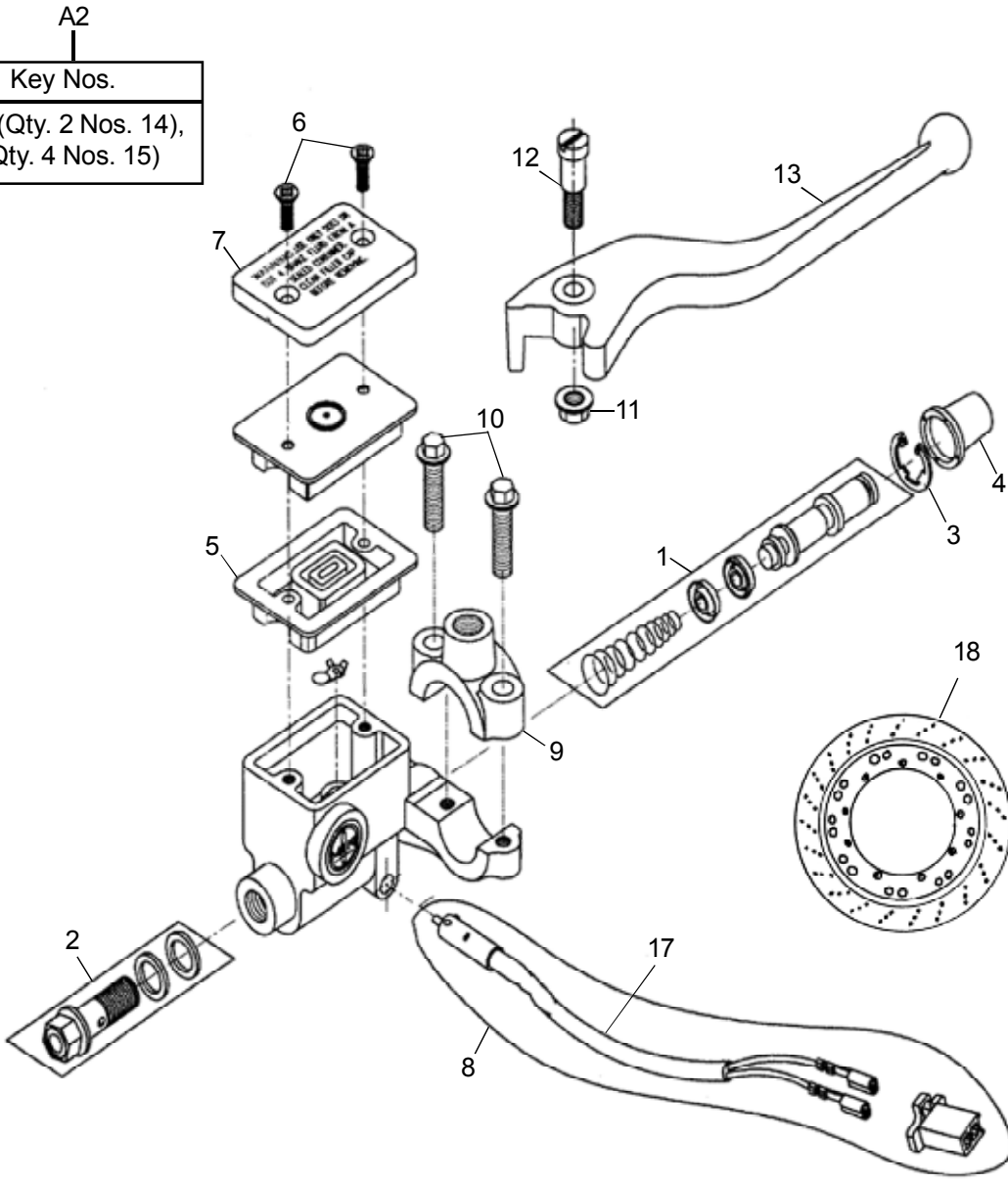


08-30 MASTER CYLINDER ASSEMBLY (P)

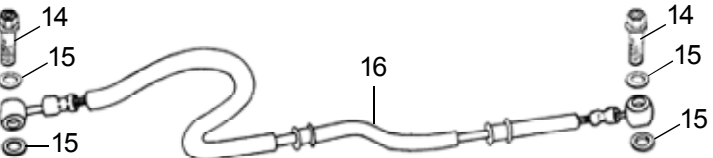
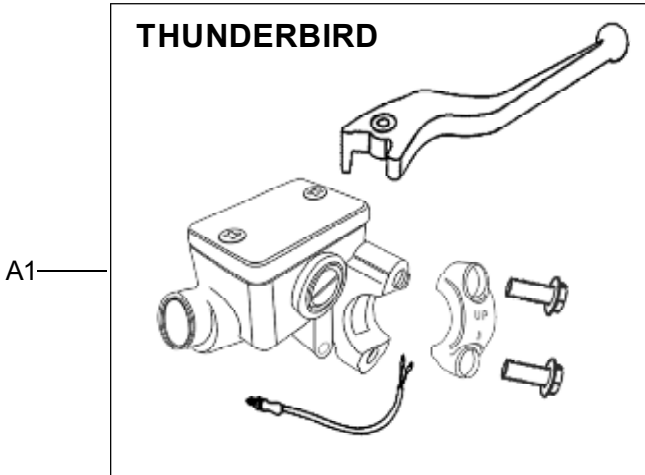
Key No.	Part Numbers		Description	Qty.	350								BU 500	Lightning			Bu Mach		T Bird		Remarks	MOQ	
	New	Old			Std	Dlx	Mac	Cam	Elec 4S		Elec 5S			500	500	535	535 ES	A350	A500	KS			ES
									KS	ES	KS	ES											
A1	147650/A	560542	Master Cylinder Assembly	1					●	●	●	●								SB - 644	1		
	594631/A	146199/A	Master Cylinder Assembly	1												●	●				1		
	560513		Master Cylinder Assembly with RH Lever Assembly	1														●	●		1		
A2	560541		Hose assy. longer with banjo bolt	1														●	●		1		
	560540		Hose assy. with banjo bolt	1					●		●					●	●				1		
1	147650/A	560567	Piston Sub Assembly Kit	1					●	●	●	●				●	●	●	●		1		
2	594721/A	560568	Banjo Bolt Assembly Kit	1					●	●	●	●				●	●	●	●		1		
3			Circlip	1					●	●	●	●				●	●	●	●	560571	1		
4	560572		Boot	1					●	●	●	●				●	●	●	●		4		
5	560573		Diaphragm	1					●	●	●	●				●	●	●	●		1		
6	560564/B	146334	Csk.Ph.Head Screw	2					●	●	●	●				●	●	●	●		40		
7	560575	146335	Cover	1					●	●	●	●				●	●	●	●		2		
8	147650/A	560570	Switch Assembly Front Brake (Straight M-Cylinder)	1					●	●	●	●				●	●				1		
	560569		Switch Assembly Front Brake (Incline M-Cylinder)	1														●	●		1		
9	146336		Clamp	1														●	●		1		
	147650/A	560577	Clamp (Straight Master Cylinder Assy.)	1					●	●	●	●					●				1		
10	147650/A	146337	Bolt-Clamp	2					●	●	●	●				●	●	●	●		20		
11	560579		Nut-Lever	1					●	●	●	●				●	●	●	●		40		
12	560609		Screw-Lever	1					●	●	●	●				●	●	●	●		6		
13	146586		Lever Brake - Disc - Buffed	1					●	●	●	●				●	●	●	●		1		
	560581		Lever RH Brake - Disc - Black	1														●	●	New Type	1		
14	594721/A	560534	Banjo Bolt - Hose Assy. Brake	2					●	●	●	●				●	●	●	●		1		
15	560535/A		Washer	4					●	●	●	●				●	●	●	●		1		
16	147651/A	560514/A	Brake Hose - Short	1					●	●	●	●				●	●			SB - 644	1		
			Brake Hose - Long	1														●	●	560529/A	1		

08-30 MASTER CYLINDER ASSEMBLY (P)

A2
Key Nos.
16, (Qty. 2 Nos. 14),
(Qty. 4 Nos. 15)



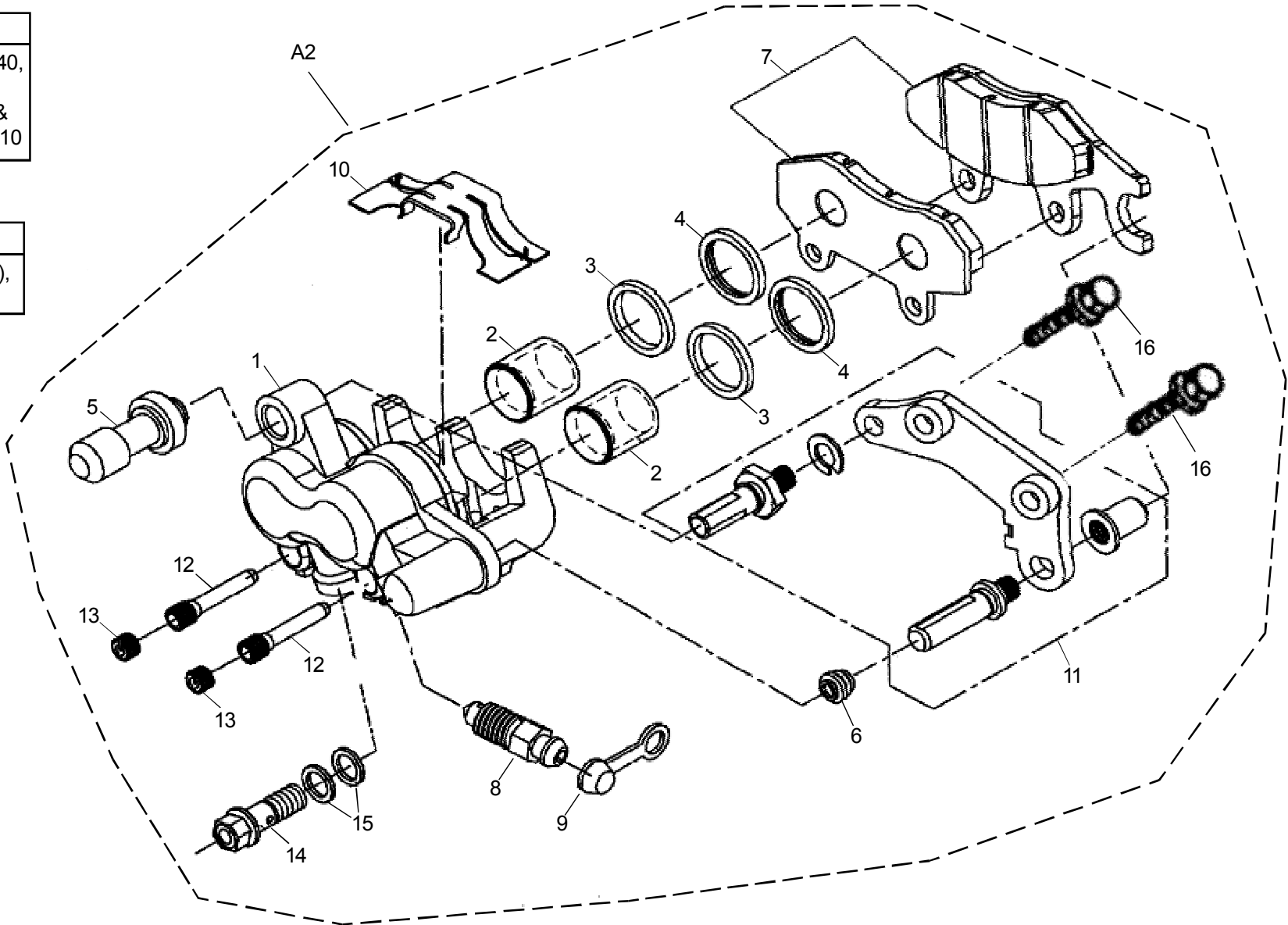
THUNDERBIRD



08-40 CALIPER ASSEMBLY (P)

A1
Key Nos.
A2 in Group No.08-40,
A1, 14, 15, 16 in
Group No. 08-30 &
22 in Group No. 11-10

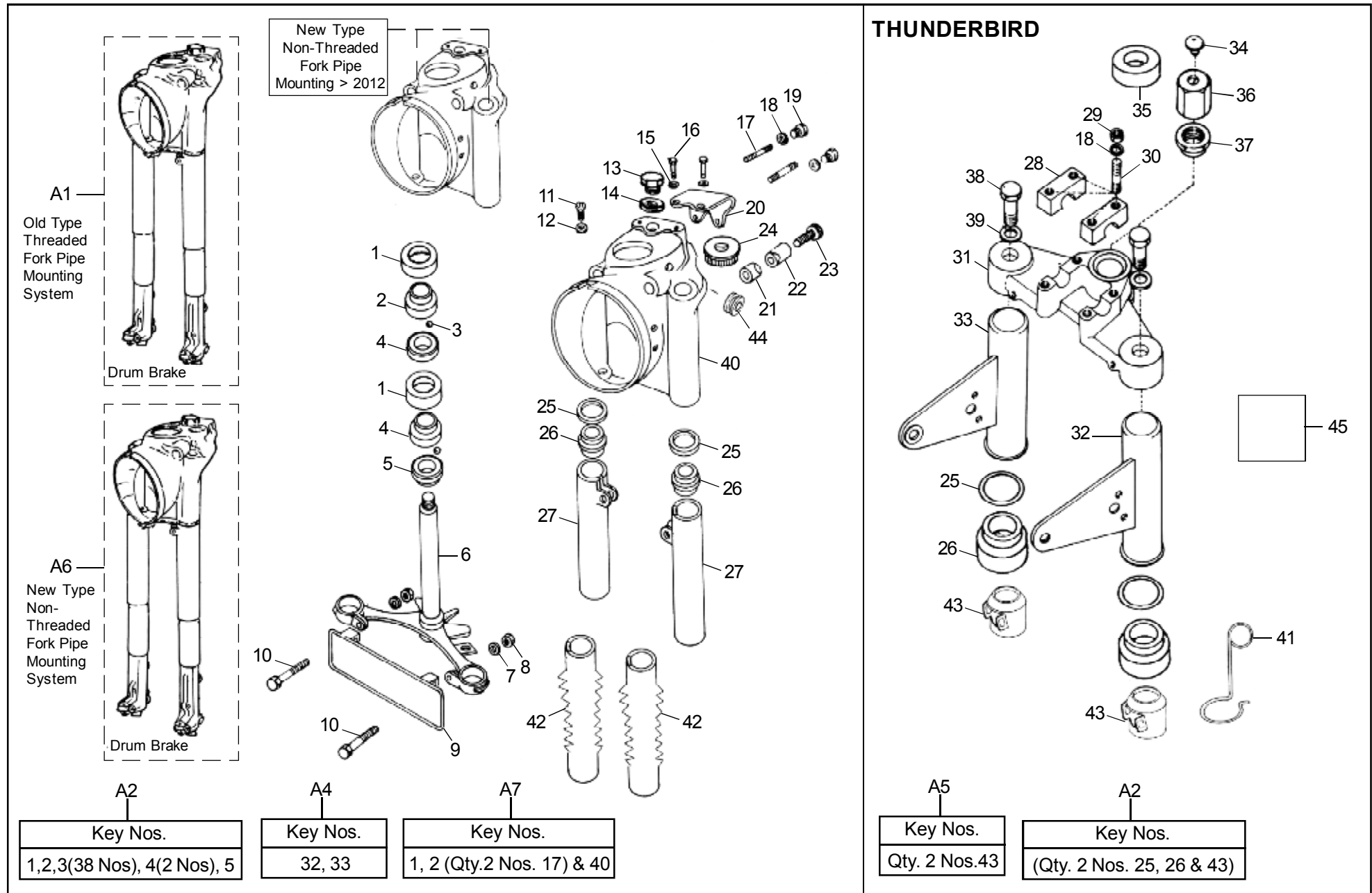
A3
Key Nos.
(Qty. 2 Nos. 2, 3, 4),
5, 6, 9



08-40 CALIPER ASSEMBLY (P)

Key No.	Part Numbers		Description	Qty.	350								BU 500	Lightning			Bu Mach		T Bird		Remarks	MOQ	
	New	Old			Std	Dlx	Mac	Cam	Elec 4S		Elec 5S			500	500	535	535 ES	A350	A500	KS			ES
									KS	ES	KS	ES											
A1		560547	Disc Brake Assembly - P	1					●	●	●	●	●						Alt No.147866/A, SB-644	1			
	146198/C	146198/B	Disc Brake Assembly (Clear Coated Lever)	1										●	●				Alt. No. 592824/A	1			
		560510	Disc Brake Assembly (Longer Hose) - P	1												●	●		Alt. No. 147980/A - BBI	1			
A2	147649/A	560512	Caliper Assembly Complete	1					●	●	●	●				●	●	●	●	SB-644	1		
A3	888096		Caliper Seal & Piston Kit (P)	1					●	●	●	●	●			●	●	●	●		1		
1	560585		Body Caliper	1					●	●	●	●				●	●	●	●		1		
2	560586		Piston	2					●	●	●	●				●	●	●	●		1		
3	560587		Seal Piston	2					●	●	●	●				●	●	●	●		2		
4	560588		Dust Seal	2					●	●	●	●				●	●	●	●		10		
5	147649/A	560589	Boot	1					●	●	●	●				●	●	●	●		6		
6	147649/A	560590	Bellow	1					●	●	●	●				●	●	●	●		10		
7	147649/A	560584	Mounting Bracket Assembly (CA)	1					●	●	●	●				●	●	●	●		1		
8	560591		Bleed Screw	1					●	●	●	●				●	●	●	●		1		
9	560592		Cap	1					●	●	●	●				●	●	●	●		1		
10	560593		Spring Pad	1					●	●	●	●				●	●	●	●		10		
11	147649/A	560583	Mounting Bracket Assembly	1					●	●	●	●				●	●	●	●		1		
12	147649/A	560594	Pin bolt	2					●	●	●	●				●	●	●	●		5		
13	560595		Grub Screw	2					●	●	●	●				●	●	●	●		16		
14	594721/A	560534/A	Banjo Bolt - Hose Assembly	1					●	●	●	●				●	●	●	●		1		
15	560597		Washer (Copper) - Caliper Assembly	2					●	●	●	●				●	●	●	●		1		
	560535/A		Banjo Washer (Copper) - Disc Brake	2					●	●	●	●				●	●	●	●		1		
16	592460/A	560545/A	Hex Flange Bolt M8 x 30	2					●	●	●	●				●	●	●	●		10		
	586003/A	145880/A	Hex Flange Bolt M8 x 30	2					●	●	●	●				●	●	●	●	SB - 687	10		

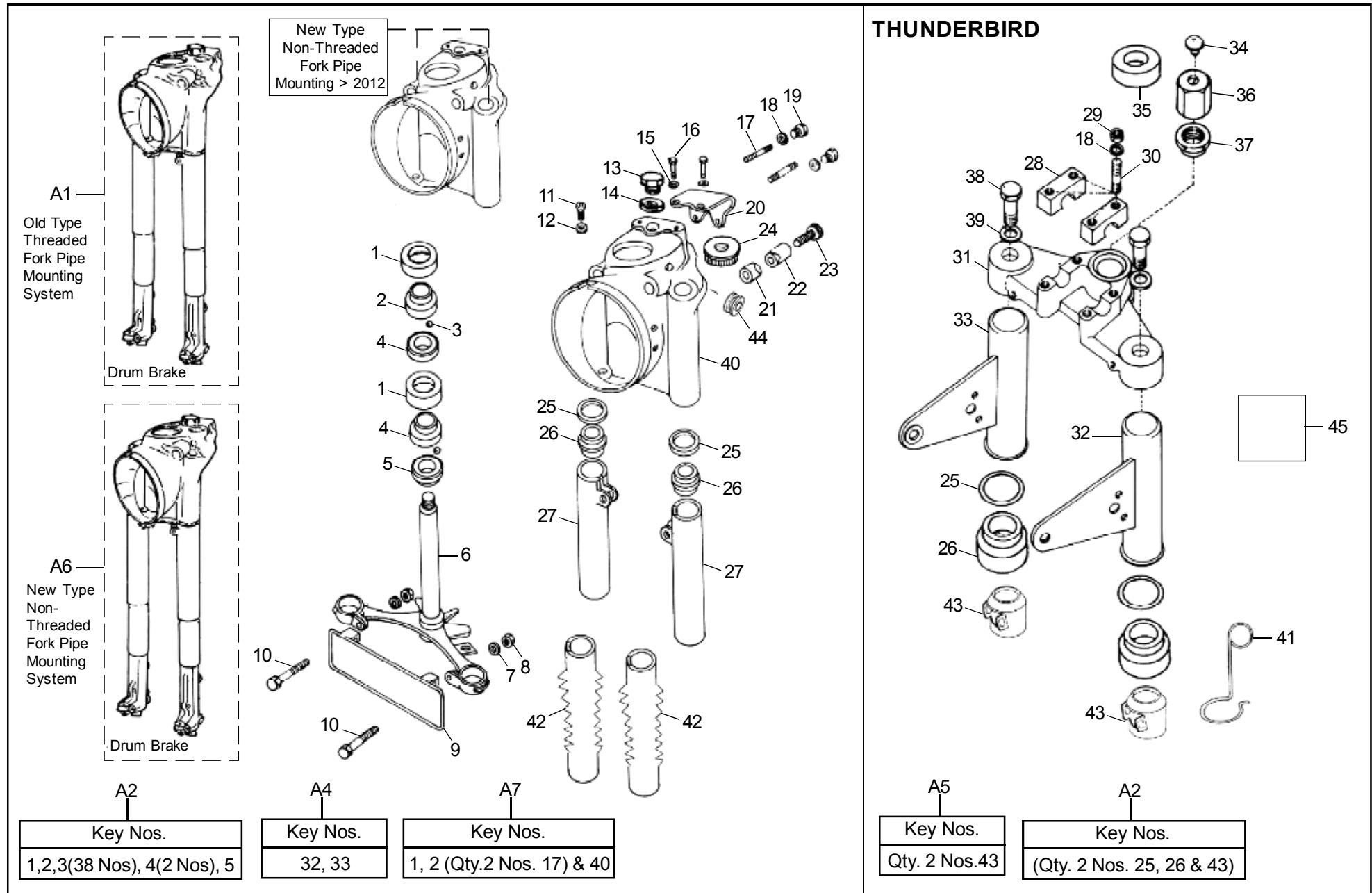
09-10 HEADLAMP CASING



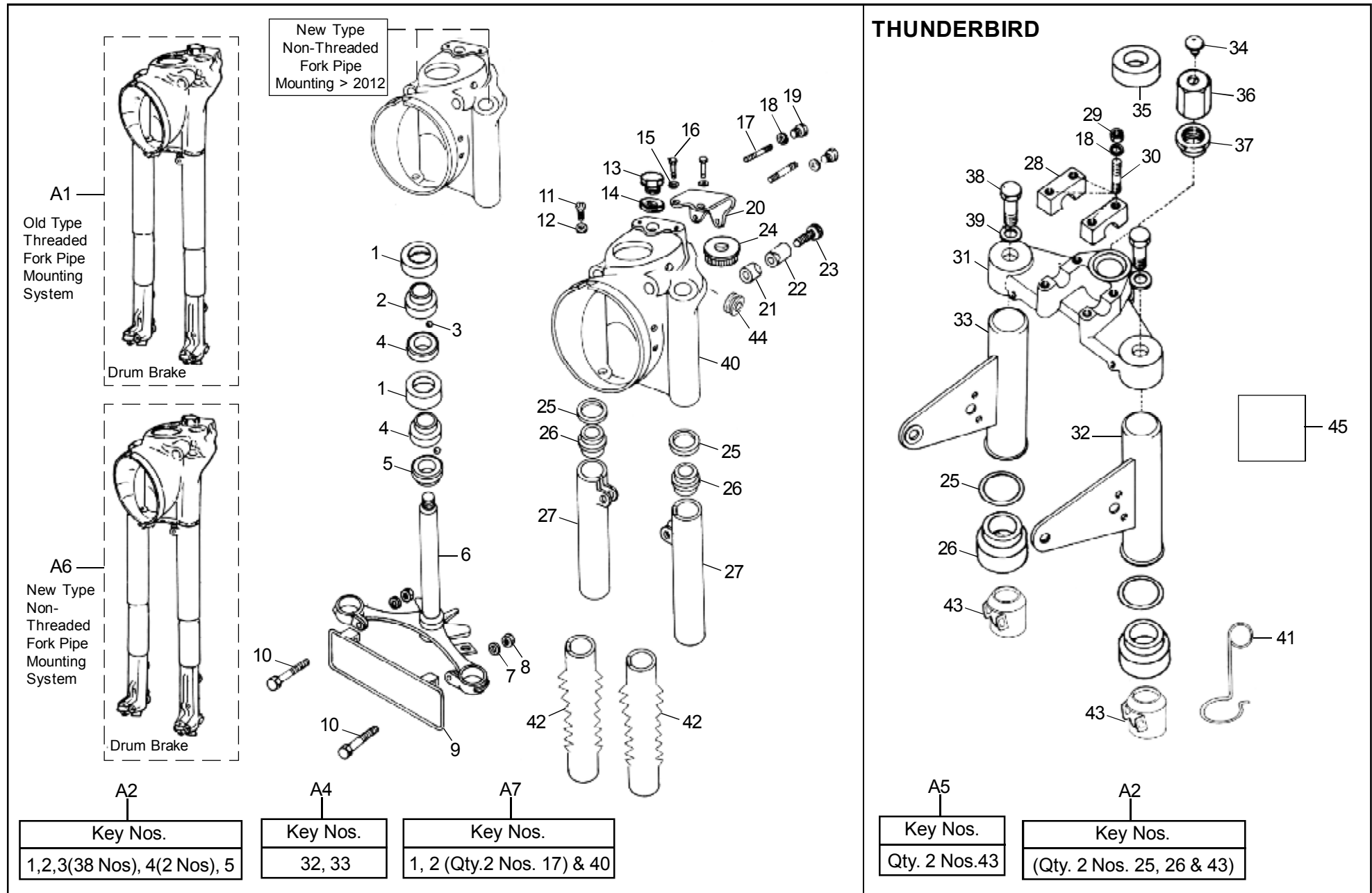
09-10 HEADLAMP CASING

Key No.	Part Numbers		Description	Qty.	350								BU 500	Lightning			Bu Mach		T Bird		Remarks	MOQ	
	New	Old			Std	Dlx	Mac	Cam	Elec 4S		Elec 5S			500	500	535	535 ES	A350	A500	KS			ES
									KS	ES	KS	ES											
A1	141690		Front Fork & H/L Casing Assy. Black (Threaded MTG Type)	1	●	●	●	●				●				●					1		
A2	597204	597010	Ball race kit with cover	1	●	●	●	●	●	●	●	●	●	●	●	●	●	●				1	
A3	888121		Rubber Spacer, Bush and Cover Tube Short Kit - Plated	1				●	●	●	●							●	●			1	
A4	597119		Head Lamp Holder Set - Kit	1								●	●	●				●	●			1	
A5	597363		Cover tube kit (T1)	1				●	●	●	●							●	●			1	
A6	888325		Front Fork & H/L Casing Assy. Black (Non-Threaded MTG Type)	1	●	●	●	●				●				●					as complete Kit Suitable for Retired Models	1	
A7	142770		Head lamp casing assy. with race & cover - Black	1	●	●	●					●				●						1	
1	145446/A	144603	Ball race Cover	1	●	●	●	●	●	●	●	●	●	●	●	●	●	●	●	●	After May 2001, SB-180	20	
			Cover, ball race	1	●																140200		
2	144583/G	144583/F	Ball race, Head lamp casing	1	●	●	●	●	●	●	●	●	●	●	●	●	●	●	●	●	SB - 07-2013	1	
3	140201		Ball 1/4"	38	●	●	●	●	●	●	●	●	●	●	●	●	●	●	●	●		50	
4	144582/G	144582/E	Ball race, Frame	2	●	●	●	●	●	●	●	●	●	●	●	●	●	●	●	●		1	
			Ball race, Frame - head tube	2	●																122105	1	
5	144581/G	144581/F	Ball race fork 01 crown	1	●	●	●	●	●	●	●	●	●	●	●	●	●	●	●	●	SB - 07-2013	2	
6	801275	801005	Steering stem	1	●	●	●	●	●	●	●	●				●	●					1	
			Steering stem	1									●	●							801067	1	
	801269	804024	Steering stem, Black (TBTS)	1											●			●	●	SPM / 004	1		
7	586036/A	140080/2	Plain Washer, M8	2	●	●	●	●	●	●	●	●	●	●	●	●	●	●	●	●	SB - 021	1	
	586036/A	140080/2	Plain Washer, M8	2	●	●	●	●	●	●	●	●	●	●	●	●	●	●	●	●	SB - 687	1	
8	586004/A	142182	Hexagonal Nylock Nut M8 x 9.5	2	●	●	●	●			●	●	●	●	●	●	●	●	●	●		40	
	586005/A	145867/A	Nut M8	2	●				●	●	●	●				●	●	●	●			30	
9	845001	801008	Number plate, Front	1	●	●	●	●	●	●	●	●	●	●	●	●	●	●	●	●		1	
10	591462/A	586072/A	Hex screw 75L	2	●	●	●	●				●	●	●							SB - 687	20	
	560564/B	145863/A	Flange bolt (M8 x 70)	2	●				●	●	●	●				●	●	●	●		SB - 252	10	
			Pinch Bolt	2								●	●	●				●			140580	10	
	560564/B	111901	Bolt M8 x 65	2	●	●	●	●				●									SB - 252	10	
11	140553		Fork Plug Screw - (Threaded Fork)	2	●	●	●					●											
	140558/B		Plug Screw	2				●	●	●	●	●				●	●				Threaded Fork	1	

09-10 HEADLAMP CASING



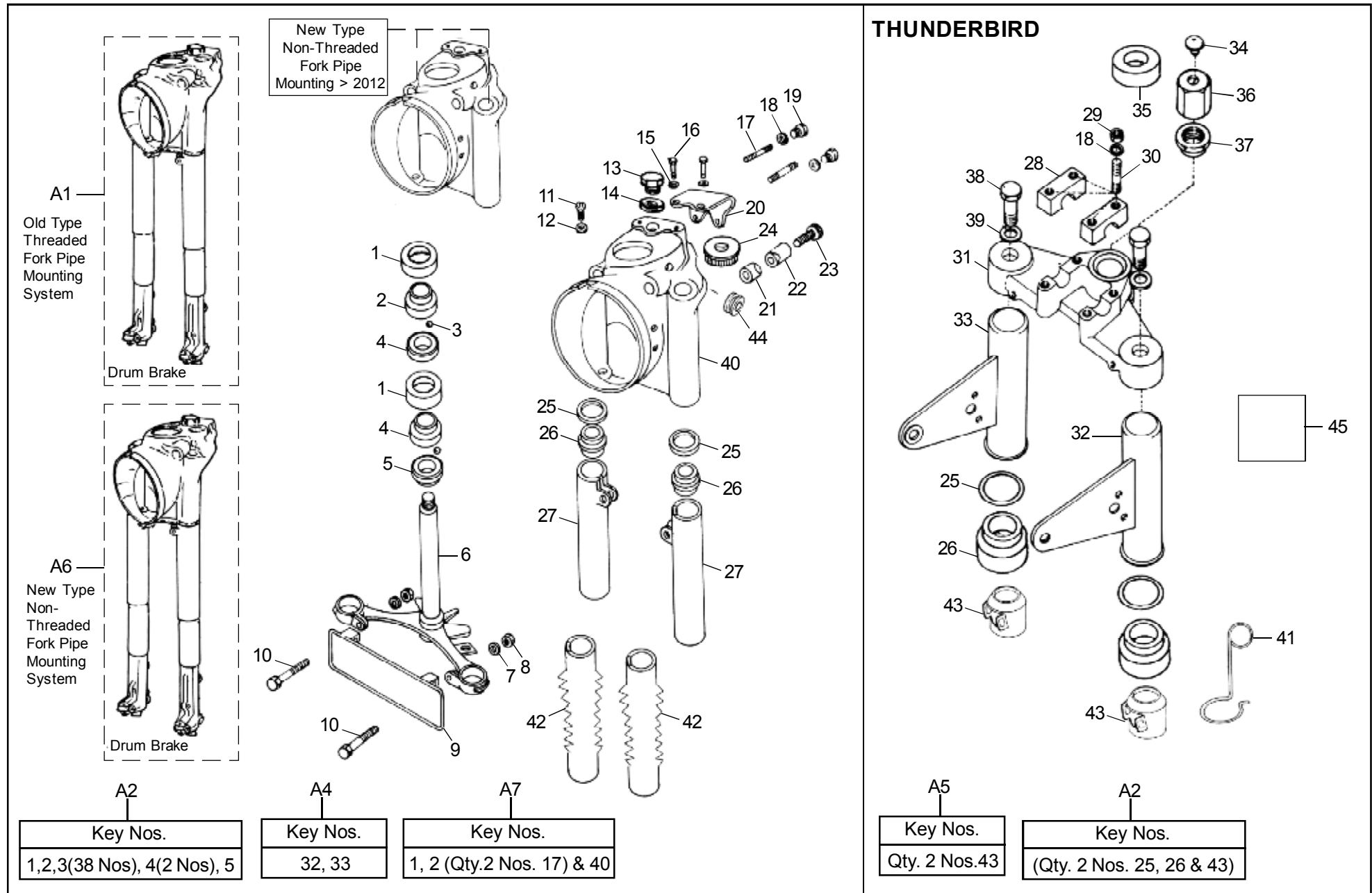
09-10 HEADLAMP CASING



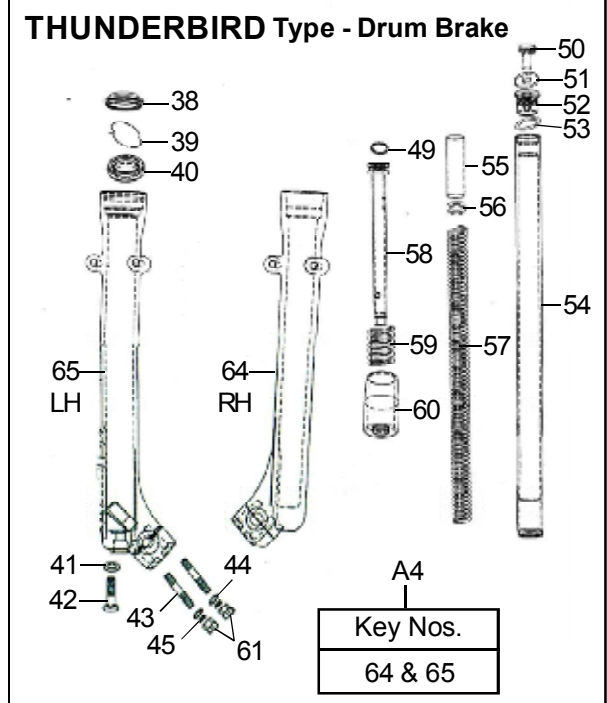
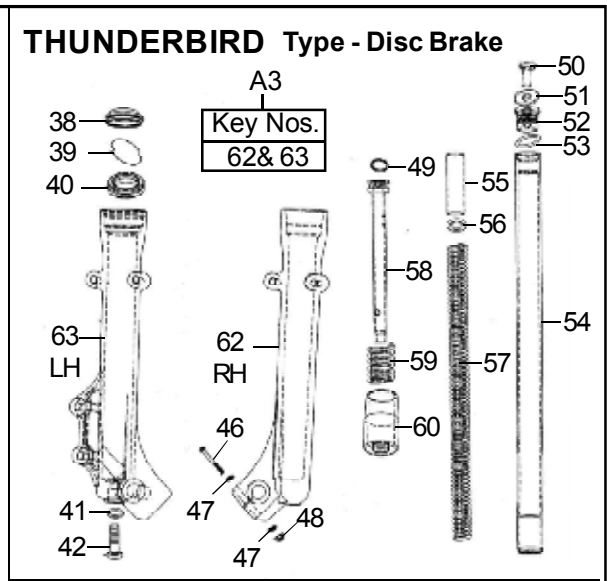
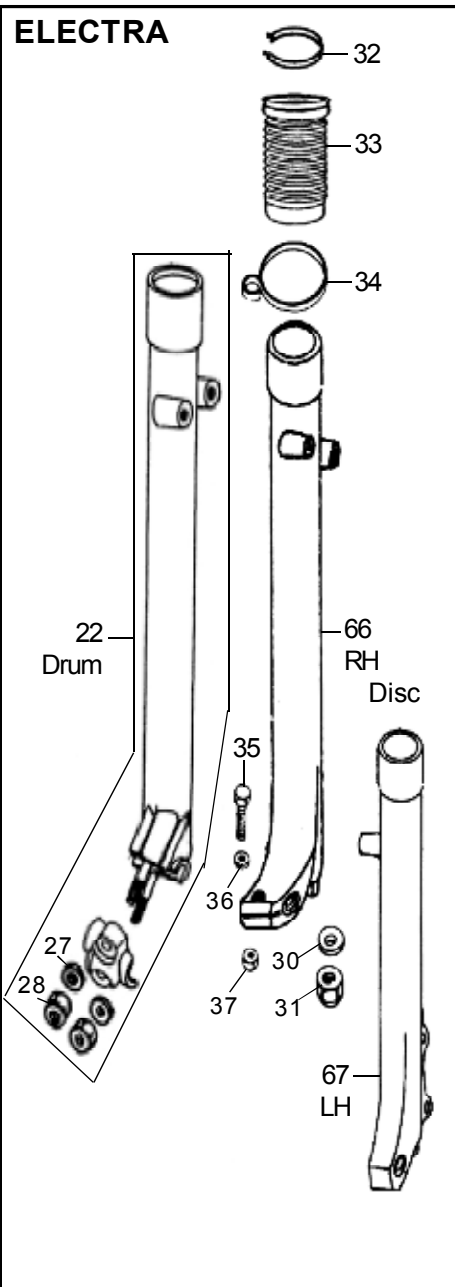
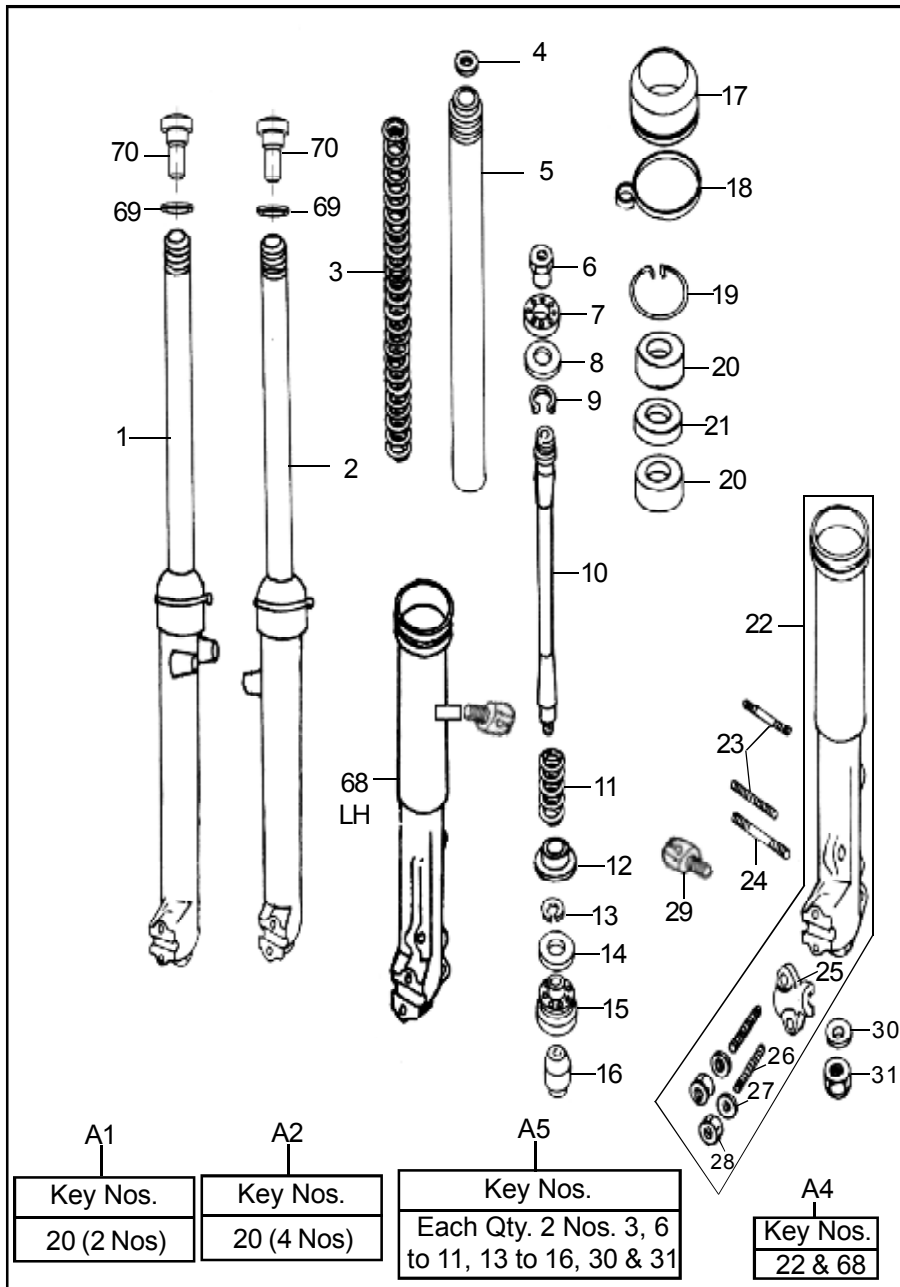
09-10 HEADLAMP CASING

Key No.	Part Numbers		Description	Qty.	350								BU 500	Lightning			Bu Mach		T Bird		Remarks	MOQ	
	New	Old			Std	Dlx	Mac	Cam	Elec 4S		Elec 5S			500	500	535	535 ES	A350	A500	KS			ES
									KS	ES	KS	ES											
28	124168/7		Clamp	2								•	•	•			•	•		1			
29	141051/A	141051	Nut M8	4	•				•	•	•	•					•	•		40			
	145233		Domed Cap Nut M8	4	•				•	•	•	•					•	•		40			
30	124169/9		Stud	4								•	•	•			•	•		1			
31	804023	801100	Head bracket - Black	1								•	•	•					Alt. No. 804023	1			
	804023		Head bracket - Silver Ash	1													•	•	SB-300	1			
			Head bracket - Silver Ash	1													•	•	804037, SB-300	1			
32	521131/B	170183/B	Head lamp holder LH	1								•	•	•			•	•	SB - 240	1			
33	521132/B	170182/B	Head lamp holder RH	1								•	•	•			•	•	SB - 240	1			
34			Grommet	1								•	•	•					170299/B	1			
	521274/A		Grommet	1													•	•		1			
35	521162/B		Cup - Lock Nut	1													•	•		1			
36			Lock nut M24 x 1 (Citi Bike)	1								•	•	•					170215/B				
	521134/A		Lock nut	1								•	•	•			•	•		1			
37			Taper lock nut M24 x 1	1								•	•	•					170214/B				
	521133/B	521133/A	Taper lock nut - T1	1								•	•	•			•	•	SB - 687	1			
38	111251		Hex Bolt M8 x 40L	2								•	•	•			•	•	SB - 300	1			
39	111252		Plain Washer	2								•	•	•			•	•	SB - 300				
40	801604		Head lamp casing - Black (No Thread)	1	•	•	•												Suitable with Non-Threaded Fork Pipe	1			
	801600		Head lamp casing - Black (Painted)	1	•	•	•												Threaded Fork MTG	1			
	801600	801124	Head lamp casing - Black	1	•	•	•				•					•				1			
	843089		Head lamp casing - Magic Black	1					•	•	•	•				•	•			1			
	850055		Head lamp casing - Dark Silver (No Thread)	1					•	•	•	•				•	•			1			
	836126		Head lamp casing - Rivera Red	1					•	•	•	•								1			
			Head lamp casing - Peacock Blue (E/L w/o Hole)	1	•															803012			

09-10 HEADLAMP CASING



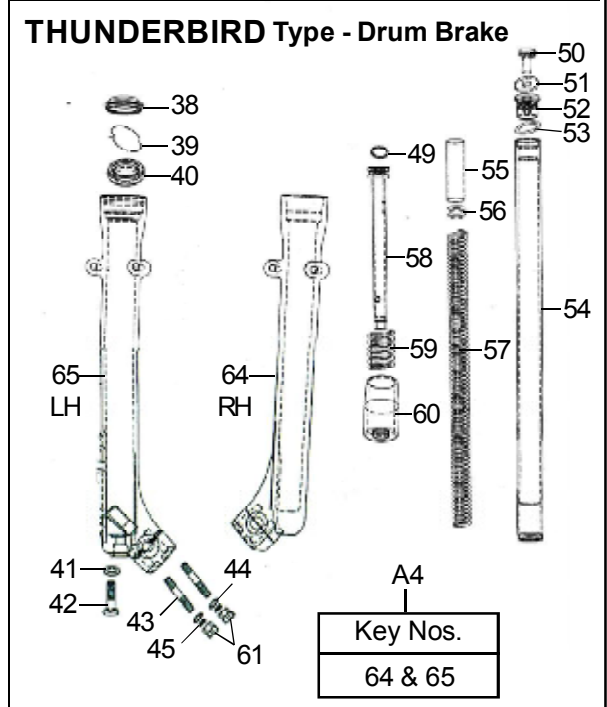
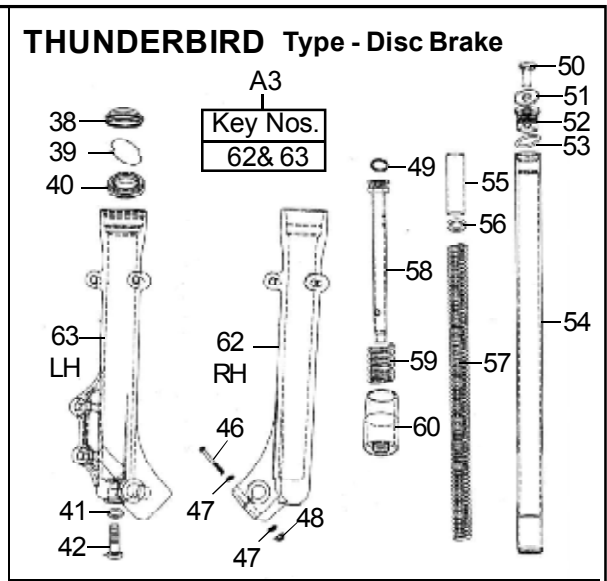
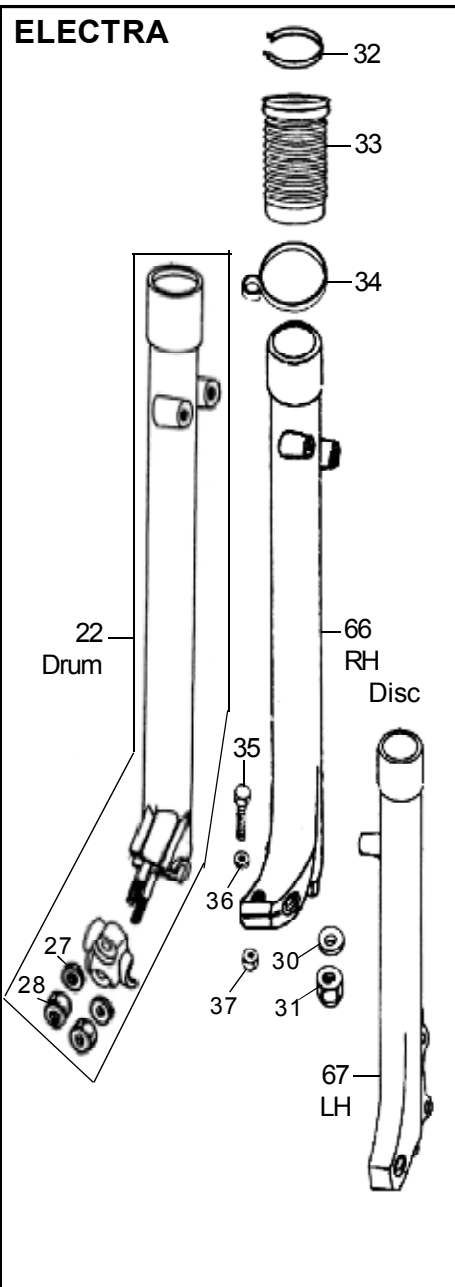
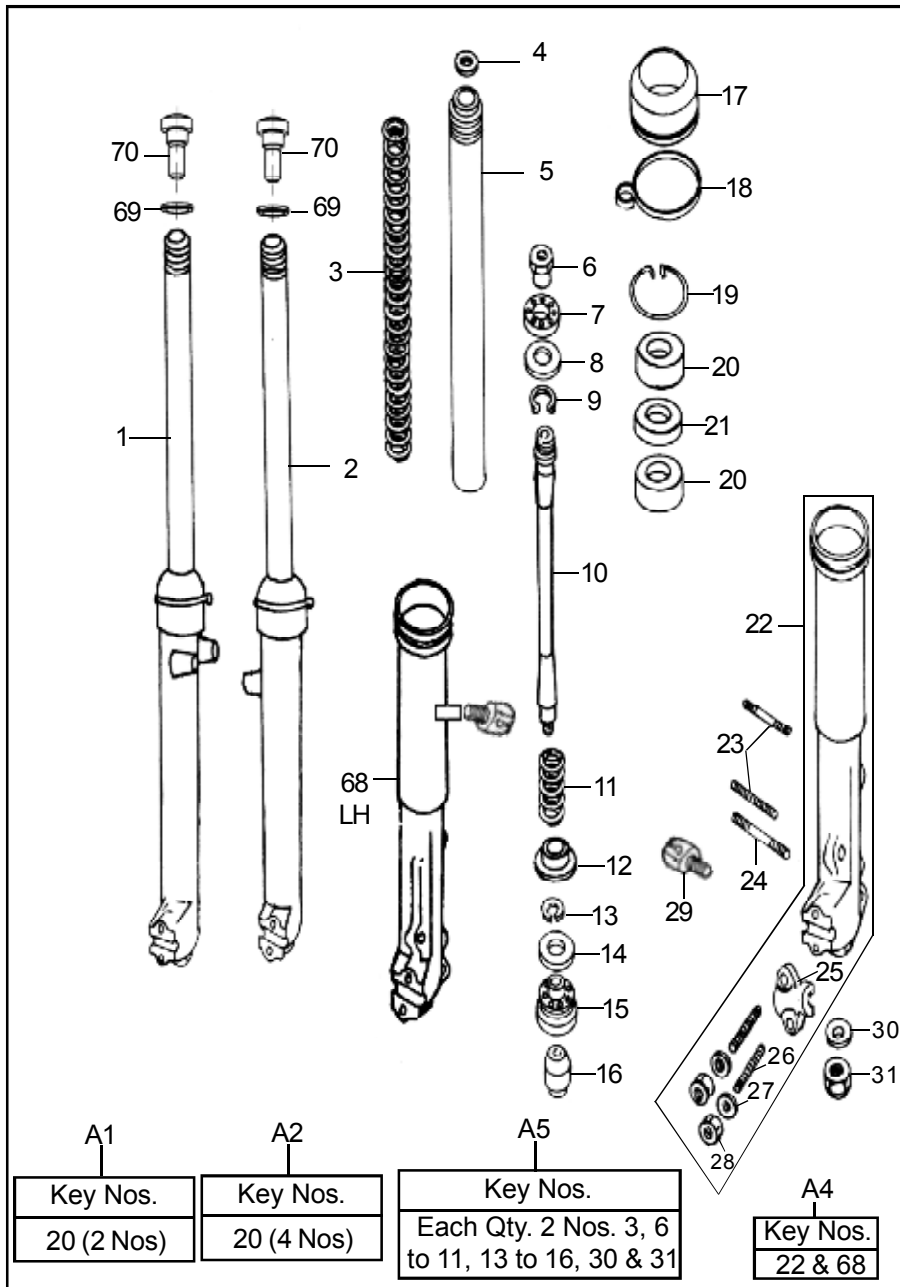
09-20 FRONT FORK ASSEMBLY



09-20 FRONT FORK ASSEMBLY

Key No.	Part Numbers		Description	Qty.	350								BU 500	Lightning			Bu Mach		T Bird		Remarks	MOQ	
	New	Old			Std	Dlx	Mac	Cam	Elec 4S		Elec 5S			500	500	535	535 ES	A350	A500	KS			ES
									KS	ES	KS	ES											
A1	144294		Oil seal kit	1	●	●	●	●	●	●	●	●	●	●	●	●	●			1			
A2	597203		Oil seal kit	2	●	●	●	●	●	●	●	●	●	●	●	●	●			1			
A3	597348		Fork end set Disc (Thunderbird)	1													●	●		1			
A4			Fork end set Drum (Thunderbird)	1													●	●	597347	1			
	597346		Fork end set with oil seal (Drum)	1	●	●	●	●	●	●	●									1			
A5	597340		Fork spring stud kit	1	●	●	●	●	●	●					●					1			
1	141681		Fork end RH assy	1	●	●	●												SB - 135, SPM / 012, < Oct 1999	1			
	144420		Fork end RH assy	1				●	●	●	●								After Oct 1999, SB - 565	1			
	147604/C	147604/A	Fork end RH assy	1	●	●	●				●								SPM / 011, SPM / 012	1			
			Fork end RH assy	1				●	●		●	●	●		●				170363				
	146708/E	146708/B	Fork end RH assy (Drum)	1				●	●	●	●								SB - 434, SB - 459	1			
			Fork end RH assy (Drum)	1				●	●	●	●								SB-434, 146102	1			
	RAH00067/A	146706/B	Fork end RH assy (For disc brake bikes)	1				●	●	●	●				●		●		SB-459, SPM / 011, 012	1			
	560527D	804029	Fork end RH assy - Disc brake (Electra)	1				●	●	●	●				●		●		SB - 434,	1			
			Fork end RH assy (Drum brake) - GIL	1													●	●	145943				
	145940/B		Fork endRH assy (For disc brake bikes) New Type	1													●	●	SB - 300, 490	1			
145940/B	521155	Fork end RH assy	1													●			1				
2	141682		Fork end LH assy	1	●	●	●												SSB - 135, SPM / 012, < Oct 1999	1			
	144421		Fork end LH assy	1				●	●	●	●								SB - 565	1			
	147601/C	147601/A	Front Fork assy., Std - LH	1	●														SPM / 011, SPM / 012	1			
			Fork end LH assy	1				●			●	●	●		●				170362	1			
	146707/E	146707/B	Fork end LH assy (Drum)	1				●	●	●	●								SB - 434	1			
	146106		Fork end LH assy (Drum)	1				●	●	●	●								SB - 434, SB - 459 Alt.No.146707/B	1			

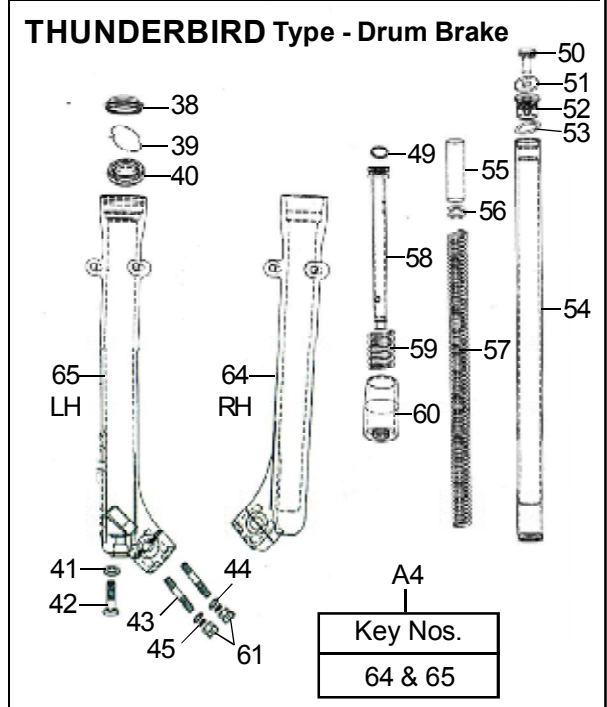
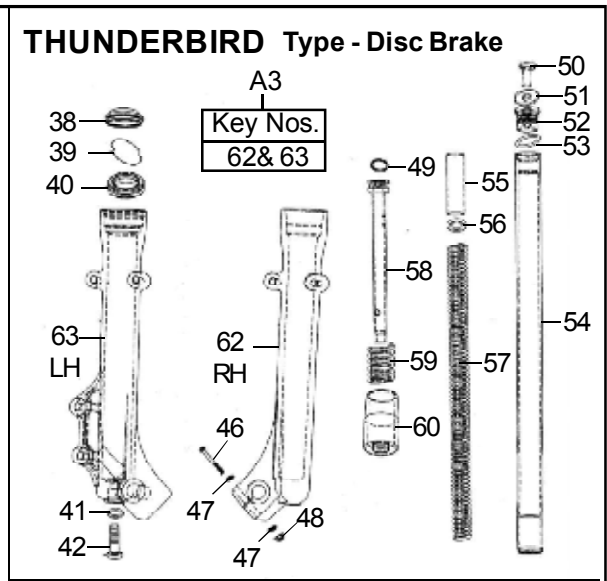
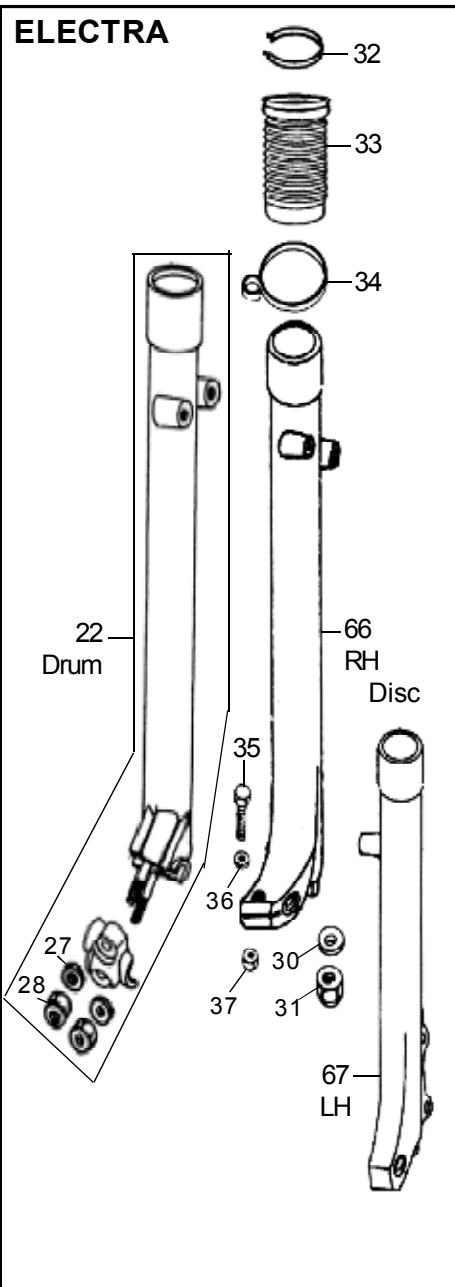
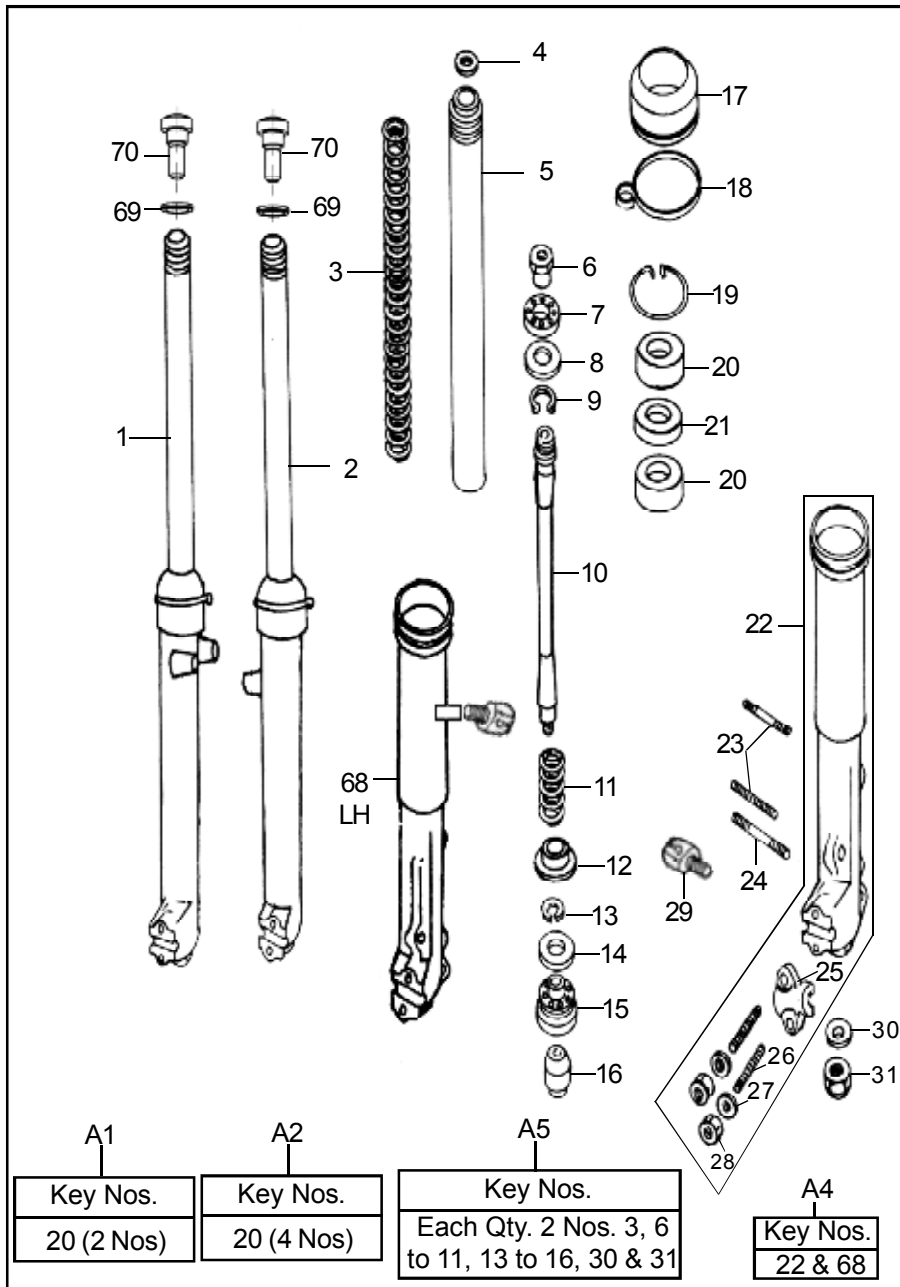
09-20 FRONT FORK ASSEMBLY



09-20 FRONT FORK ASSEMBLY

Key No.	Part Numbers		Description	Qty.	350								BU 500	Lightning			Bu Mach		T Bird		Remarks	MOQ	
	New	Old			Std	Dlx	Mac	Cam	Elec 4S		Elec 5S			500	500	535	535 ES	A350	A500	KS			ES
									KS	ES	KS	ES											
2	RAH00023/C	146705/B	Fork end LH assy (For disc brake bikes)	1					●	●	●	●					●		●	SB - 434, SB - 459, SPM / 011, SPM / 012	1		
	560528D	804030	Fork end assy LH Disc Brake (Electra)	1					●	●	●	●					●	●	●	SB - 434			
			Fork end LH assy (Drum brake) - GIL	1															●	145944			
	145941/B		Fork end LH assy (For disc brake bikes) New Type	1															●	SB - 300, 490	1		
	145941/B	521154	Fork end LH assy (For drum brake bikes)	1															●		1		
3	110142/6		Spring Front fork	2	●															SB - 015, 028	2		
	143899/2		Spring, Long Drum	2	●	●	●	●	●	●	●	●					●			SB - 135 Before Oct 1999	2		
	142867/3	144219/1	Spring, Long - Disc	2	●	●	●	●	●	●	●	●					●			SB - 135 After Oct 1999			
	142867/3	142867	Spring, Long	2								●	●	●	●	●	●	●	●		2		
4	140338		"O" Ring	2	●	●	●	●	●	●	●	●	●	●	●	●	●	●	●		1		
5	144472		Main tube - 500cc	2								●	●	●	●					SB - 135	1		
	144467		Main tube - 350cc	2	●	●	●	●	●		●									SB - 135	1		
6	141414		Nut, Spring guide	2	●	●	●	●	●	●	●	●	●	●	●	●	●	●	●		1		
7	110143		Spring Guide	2	●	●	●	●	●		●									SB-105, 135	1		
	142868		Spring - (Guide Bottom)	2	●	●	●		●	●	●		●	●	●	●	●	●	●	SB - 135	1		
8	140184		Oil Valve plate	2	●	●	●	●	●	●	●	●	●	●	●	●	●	●	●		1		
9	140185/B		Circlip	2	●	●	●	●	●	●	●	●	●	●	●	●	●	●	●		1		
10	141428		Fork Spring Stud	2	●	●	●	●	●	●	●	●	●	●	●	●	●	●	●		1		
11	143898/A		Spring, Short	2	●	●	●	●	●	●	●	●					●				1		
12	142239/C		Spacer	2	●	●	●	●	●	●	●	●							●		10		
13	141417/A		Circlip	2	●	●	●	●	●	●	●	●	●	●	●	●	●	●	●		1		
14	140219		Valve plate	2	●	●	●	●	●	●	●	●	●	●	●	●	●	●	●		1		
15	124346		Valve port	2	●	●	●	●	●	●	●	●	●	●	●	●	●	●	●		1		

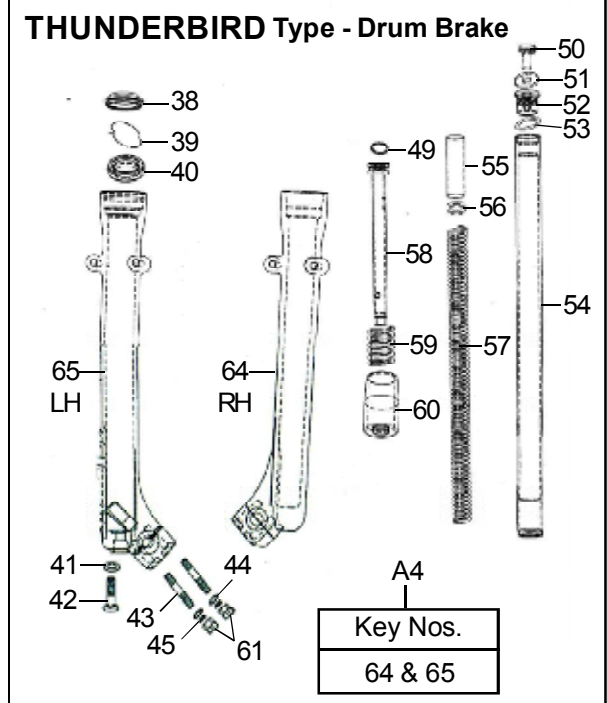
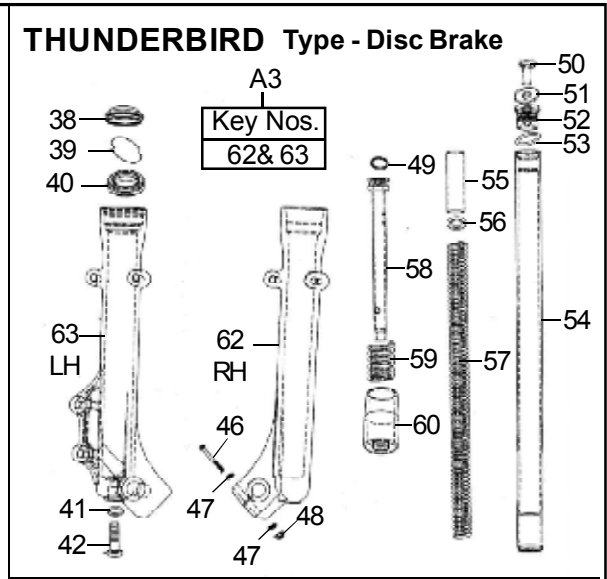
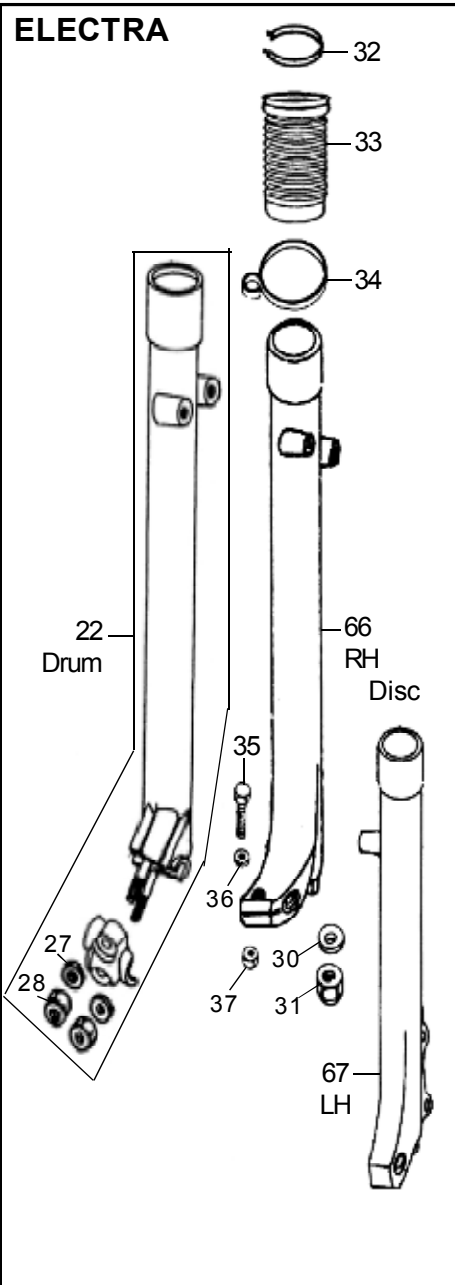
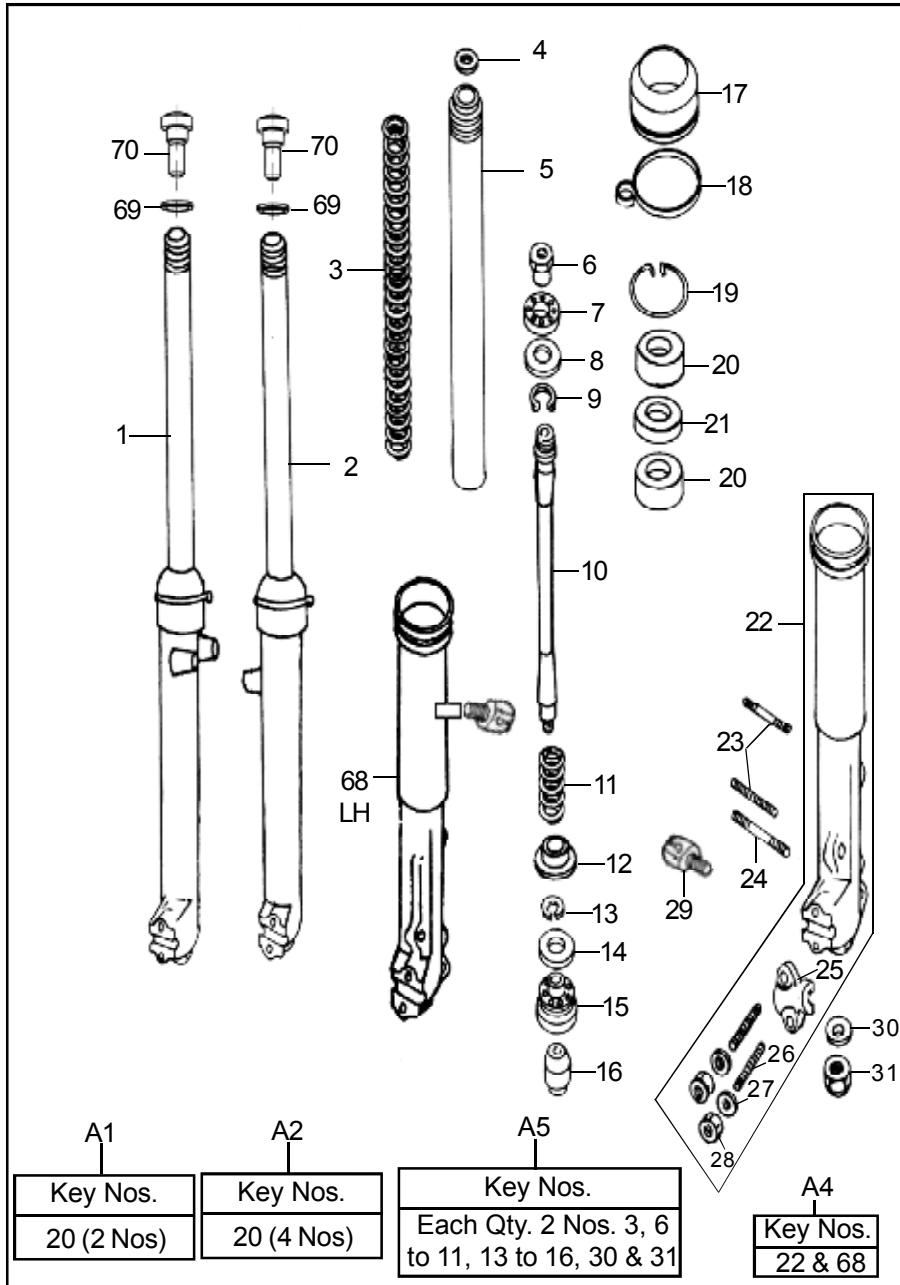
09-20 FRONT FORK ASSEMBLY



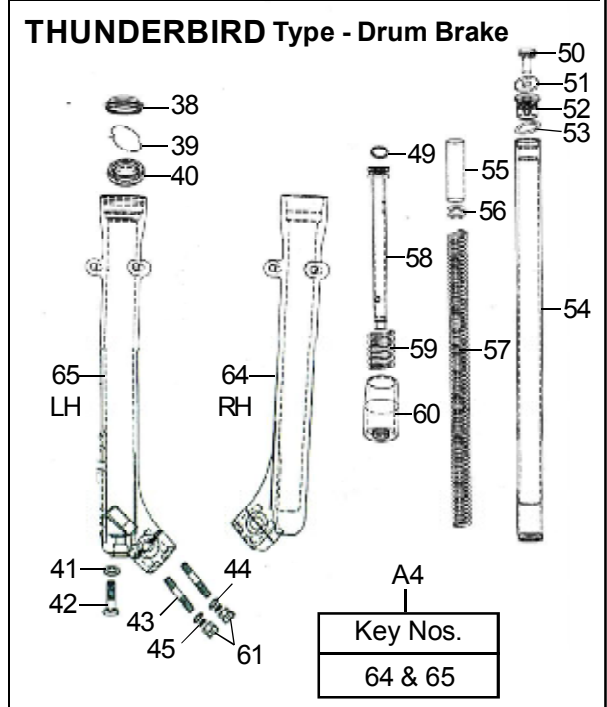
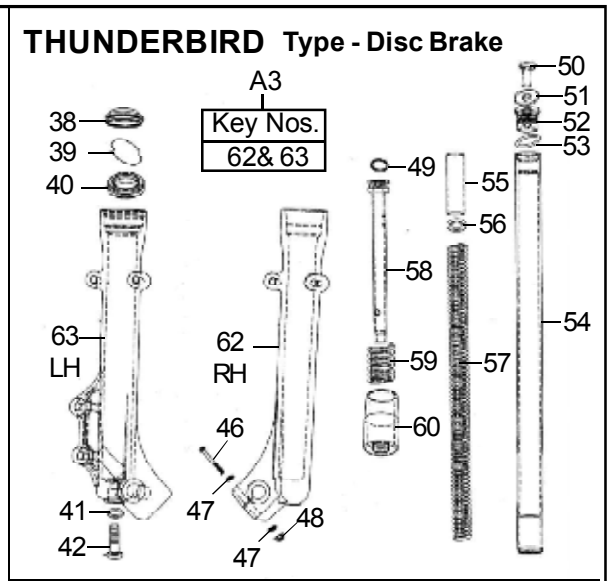
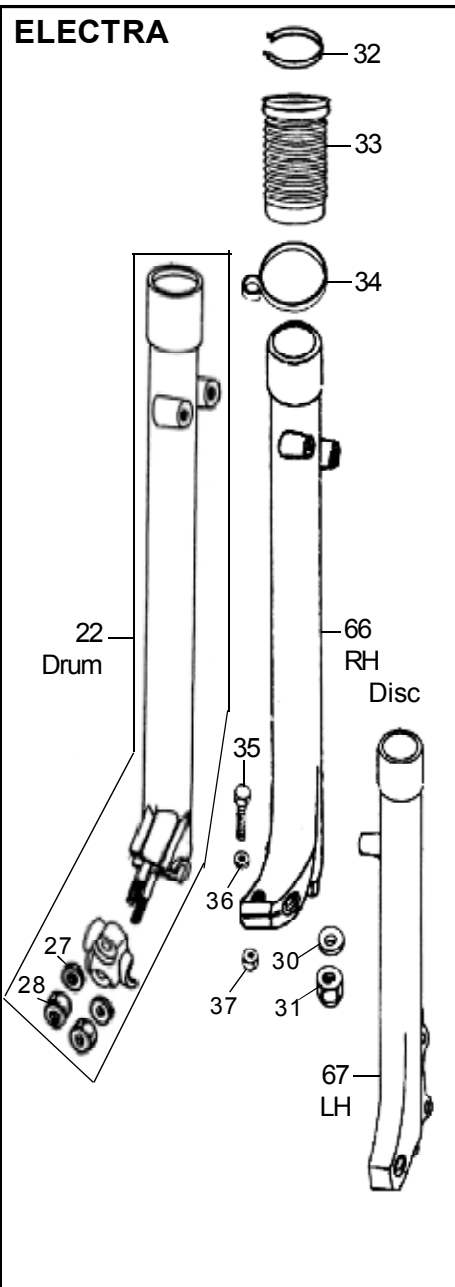
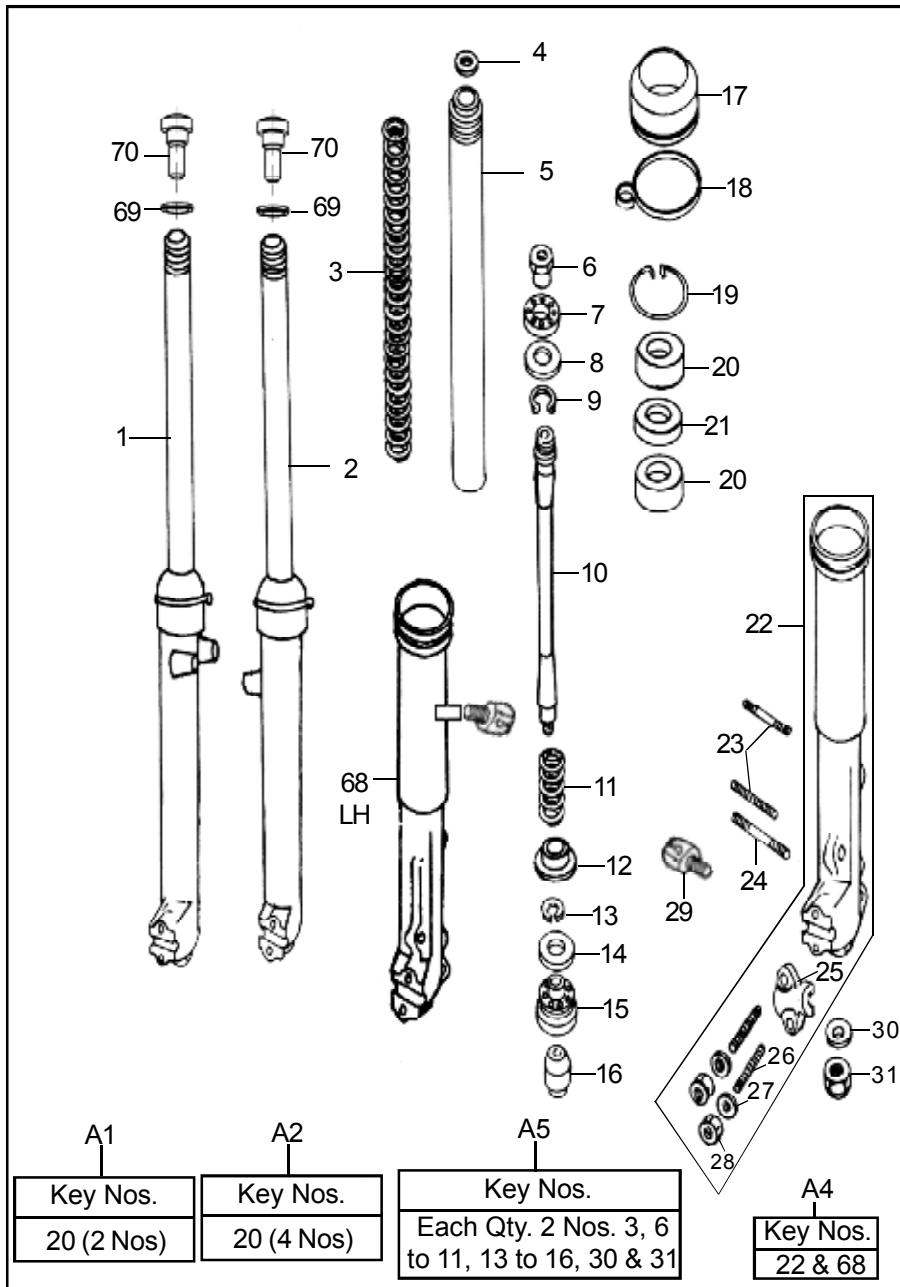
09-20 FRONT FORK ASSEMBLY

Key No.	Part Numbers		Description	Qty.	350								BU 500	Lightning			Bu Mach		T Bird		Remarks	MOQ	
	New	Old			Std	Dlx	Mac	Cam	Elec 4S		Elec 5S			500	500	535	535 ES	A350	A500	KS			ES
									KS	ES	KS	ES											
16	141421		Oil Control Collar	2	●	●	●	●	●	●	●	●	●	●	●	●				1			
17	170121/B		Gaiter	2				●	●	●	●	●	●	●	●			●		SB - 221	2		
18	170122		Ring clamp	2				●	●	●	●	●	●	●	●			●			1		
			Ring clamp LH (For disc brake bikes)	1				●										●		560518/A	1		
19	124342/A		Circlip	2	●	●	●	●	●	●	●	●	●	●	●	●	●				50		
20	144294	144468/B	Oil seal (HT)	4	●	●	●	●	●	●	●	●	●	●	●	●	●			Plastic OD	4		
	144294	140652	Front Fork Oil seal	4	●	●	●	●	●	●	●	●	●	●	●	●	●			Metal OD, SB-045	4		
21	140895	144469/A	Spacer - Fork Oil Seal Tube Plastic	2	●	●	●	●	●	●	●	●	●	●	●	●	●			SB - 045	1		
22	124338	124339/13	Fork end RH - Buffed, Std	1	●	●	●					●									1		
			Fork end RH - OS City Bike	1				●	●				●	●	●	●				170119	1		
	804025	521065	Fork end RH Buffed drum brake	1				●	●	●	●							●			1		
23	140403		Stud, 5/16 X 22 BSF, RH Mudguard stay	3	●	●	●	●	●	●	●	●	●	●	●	●			●	SB - 565	20		
24	140404		Stud 5/16 X 1 X 22 BSF, Mudguard stay	2	●	●	●	●	●	●	●	●	●	●	●	●			●	SB - 565	20		
25	110121		Bottom Tube Lug Cap	2	●	●	●	●	●	●	●	●	●	●	●	●			●		1		
26	140177		Stud, 5/16"BSF X 1-3/4'	4	●	●	●	●	●	●	●	●	●	●	●	●			●		1		
27	140147		Washer, Shake proof 5/16"	4	●	●	●	●	●	●	●	●	●	●	●	●	●			●	SB - 021, 565	40	
	586038/B	210026	Spring Washer M8	4	●	●	●	●	●	●	●	●	●	●	●	●	●	●	●	●	SB - 565, SB 687	40	
28	140178		Hex. Nut, 5/16 BSF, Fork end stud	4	●	●	●	●	●	●	●	●	●	●	●	●			●	SB - 565	1		
29	141192		Cable Adjuster Carrier	1	●	●	●	●	●	●	●	●	●	●	●			●		For Drum brake models SB - 565	6		
30	144601		Washer - D Plug	2	●	●	●	●	●	●	●	●	●	●	●	●	●			●	Before May 1999	100	
	144846/A		Washer, Copper	2	●	●	●	●	●	●	●	●	●	●	●	●	●	●	●	●	After May 1999	14	
	140128		Fibre Washer	2	●															●	Before May 1999	14	
			Washer Plain	2	●																140187		
31	140186		Fork spring stud nut	2	●	●	●	●	●	●	●	●	●	●	●	●	●			●		1	
32	146313/C		Ring clamp Top	2												●	●				1		

09-20 FRONT FORK ASSEMBLY



09-20 FRONT FORK ASSEMBLY



09-20 FRONT FORK ASSEMBLY

Key No.	Part Numbers		Description	Qty.	350								BU 500	Lightning			Bu Mach		T Bird		Remarks	MOQ	
	New	Old			Std	Dlx	Mac	Cam	Elec 4S		Elec 5S			500	500	535	535 ES	A350	A500	KS			ES
									KS	ES	KS	ES											
52	146225		Bolt cap	2														•	•		1		
53	146224		"O" Ring	2														•	•		30		
54	146214		Main tube	2														•	•		1		
55	146229		Spacer	2														•	•		10		
56	146228		Washer - Spring Seat	2														•	•		10		
57	146223		Spring, Long (Fork Main Spring) GIL T1 Fork Assy.	2														•	•		2		
58	146215		Piston - GIL T1 Fork Assy.	2														•	•		1		
59	146216		Spring, Short (Rebound spring) GIL T1 Fork Assy.	2														•	•		20		
60	146220		Taper Spindle - T1 Fork A (GIL)	2														•	•				
61			Hex. Nut M6	4														•	•	146235	20		
62	146212		Fork end RH Complete Disc - GIL	1														•	•		1		
63	146213		Fork end LH (Bottom Tube- Disc)	1														•	•		1		
64			Bottom Tube RH (Drum)	1														•	•	146210	1		
			Fork end RH T1 Painted	1														•		804025	1		
		804025	Fork end RH Buffed drum brake	1					•	•	•	•						•		521064/1	1		
65			Bottom Tube LH (Drum)	1														•	•	146211	1		
66	560508/1		Fork end RH - Buffed (For disc brake bikes)	1					•	•	•	•					•	•	•		1		
			Fork end RH - Painted (For disc brake bikes) T1	1														•		804031			
67	560503/1		Fork end LH - Buffed (For disc brake bikes)	1					•	•	•	•					•	•	•		1		
			Fork end LH - Painted (For disc brake bikes) T1	1														•		804032			
68	124340	124341	Fork end LH, Std (Buffed)	1	•	•	•					•									1		
			Fork end LH	1				•	•			•	•	•	•					170120	1		
69	147076/A		Washer- Front Fork Top Bolt	2	•				•	•	•	•								ESPIL Fork > 2009	10		
70	147088/A		Flanged Bolt Fork Top	2	•				•	•	•	•								ESPIL Fork > 2009	10		

10-10 FRONT MUDGUARD

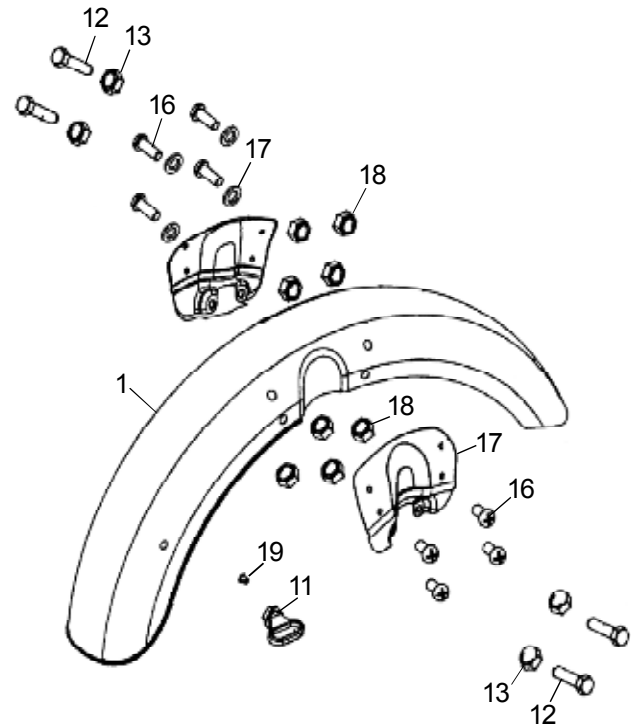
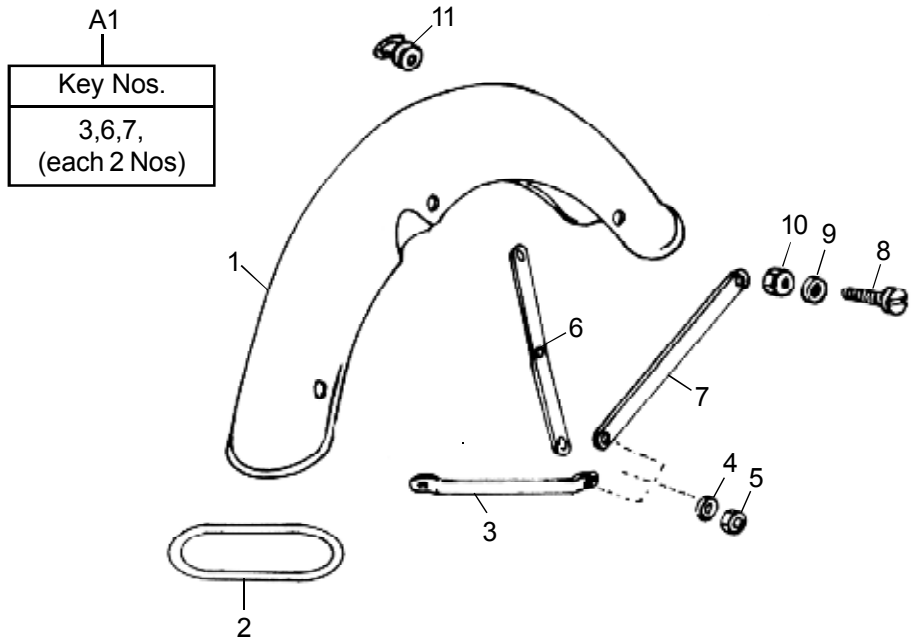
Key No.	Part Numbers		Description	Qty.	350								BU 500	Lightning			Bu Mach		T Bird		Remarks	MOQ	
	New	Old			Std	Dlx	Mac	Cam	Elec 4S		Elec 5S			500	500	535	535 ES	A350	A500	KS			ES
									KS	ES	KS	ES											
A1	597097		Front mudguard stay kit, Black	1	●																1		
	597104		Front mudguard stay kit, Plated (350cc)	1		●	●	●	●													1	
	597163		Front mudguard stay kit, Plated (500cc)	1								●	●	●									
			Front mudguard stay kit, Athena Gray	1							●											597102	1
A2	597164		Front Mudguard Stay Fasteners Kit	1	●																	1	
A3	888116		Front Mudguard Extension and Clip Kit	1				●	●	●	●						●	●				1	
1	888402	801046	Front Mudguard, Black	1	●																SB - 593	1	
	888494	143098	Front Mudguard, Plated	1		●	●															SB - 174	1
	111263		Front Mudguard, Plated	1			●	●	●						●							SB - 174	1
	560544	580730/A	Front Mudguard, Plated (For disc brake bike)	1				●	●	●	●											Alt. No. 560544, SB-611	1
	560544		Front Mudguard, Plated - Disc brake	1				●	●	●	●				●								1
	806007		Front Mudguard, Athena Gray	1							●												1
			Front Mudguard with stickers, Black/Red	1								●	●	●								801078	
			Front Mudguard with stickers, Purple/Grey	1								●	●	●								807004	
			Front Mudguard with stickers, Congnac/S.Wood	1								●	●	●								808004	
			Front Mudguard with stickers, Burgundy/S.wood	1								●	●	●								809004	
			Front Mudguard with stickers, Grey/Black	1								●	●	●								810004	1
		836011		Front Mudguard with stickers, Riv.Red/S. Wood	1										●								
				Front Mudguard with stickers, Gold/Black	1										●							837011	
		540011/A		Front Mudguard, Plated - M1	1							●				●	●						1
		836049		Front Mudguard, Rivera Red - T1	1														●	●			1
		856005		Front Mudguard, MTRL Red - T1	1														●	●		Alt. No. 856009	1
				Front Mudguard, Ocean Black - T1	1														●	●		844001	1
	857005	838041	Front Mudguard, Silver	1														●	●			1	
	855005	843039	Front Mudguard, Magic Black	1														●	●		Alt. No. 855009	1	
			Front Mudguard, Purplish Blue - T1	1														●			839018	1	

10-10 FRONT MUDGUARD

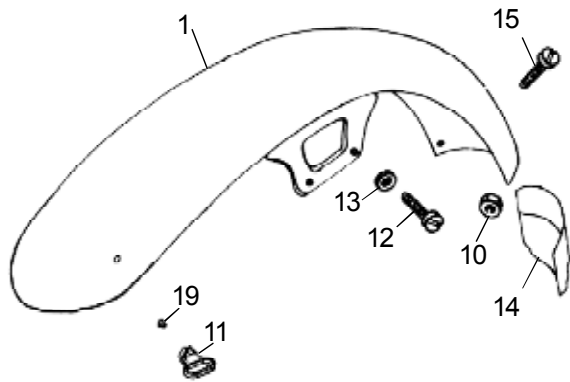
Key No.	Part Numbers		Description	Qty.	350								BU 500	Lightning			Bu Mach		T Bird		Remarks	MOQ	
	New	Old			Std	Dlx	Mac	Cam	Elec 4S		Elec 5S			500	500	535	535 ES	A350	A500	KS			ES
									KS	ES	KS	ES											
2			Stricker, Black/Red	1								●	●	●					170483				
			Stricker, Purple/Grey	1								●	●	●					170484				
			Stricker, Burgundy/Sandalwood	1								●	●	●					170485				
			Stricker, Grey/Black	1								●	●	●					170498				
3	801043/B	801043	Stay front, Black	2	●															4			
	112183		Front mudguard Stay front, Plated	2		●	●												SB - 174	2			
	111264		Front mudguard Stay front, - CR Plated	2				●				●	●	●	●				SB - 174	1			
			Stay front, Athena Grey	2							●								806020				
4	140147		Washer 5/16" shake proof	6	●	●	●	●	●	●	●	●	●	●	●	●	●	●		40			
	586038/B	210026	Spring Washer M8	6	●	●	●	●	●	●	●	●	●	●	●	●	●	●	SB - 565, SB - 687	40			
5	140191/2		Hex nut, 5/16" BSF	6	●	●	●	●	●		●				●					1			
	144863/A		Domed cap nut	6			●	●			●	●	●	●						10			
6	801044		Stay center, Black	1	●															4			
	112185		Stay center, Plated	2		●	●												SB - 174	2			
	111265/D		Stay center, Plated	2				●				●	●	●	●				SB - 174	1			
			Stay center, Athena Grey	1							●								806021	1			
7	801045/A	801045	Stay Rear, Black	1	●															5			
	112187		Stay Rear, Plated	2		●	●												SB - 174	2			
	111266		Front Mudguard Stay Rear - CR Plated	2				●				●	●	●	●				SB - 174	1			
			Stay Rear, Athena Grey	1							●								806022	1			
8	586250/A	593005/A	Screw M6 x 15	6	●	●	●	●	●		●	●	●	●	●				SB-174, 277, 687	1			
	142894/3		Slotted Cheese Head Screw	6			●												SB - 014, 015, 174	1			
	140401		Screw - Slotted RD. HD. 1/4" BSF	6		●	●												SB - 174, 277	1			
9	140129		Lock Washer, Internal Teeth	6	●	●		●	●	●	●				●	●	●	●	SB - 174, SB - 687	50			

10-10 FRONT MUDGUARD

MACHISMO



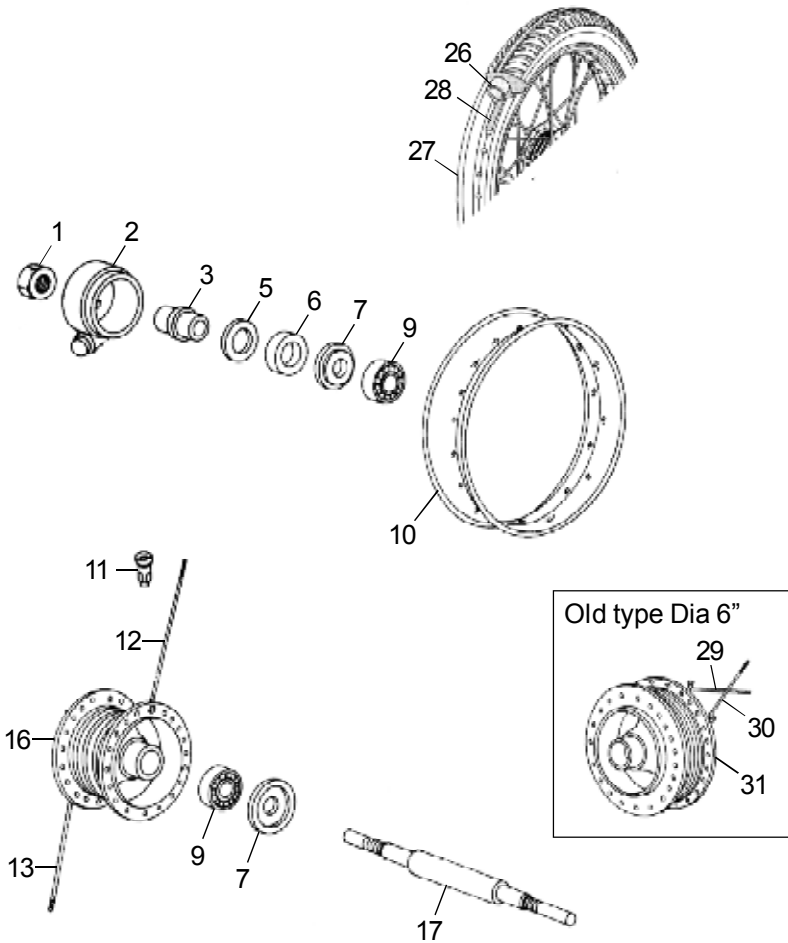
THUNDERBIRD & ELECTRA



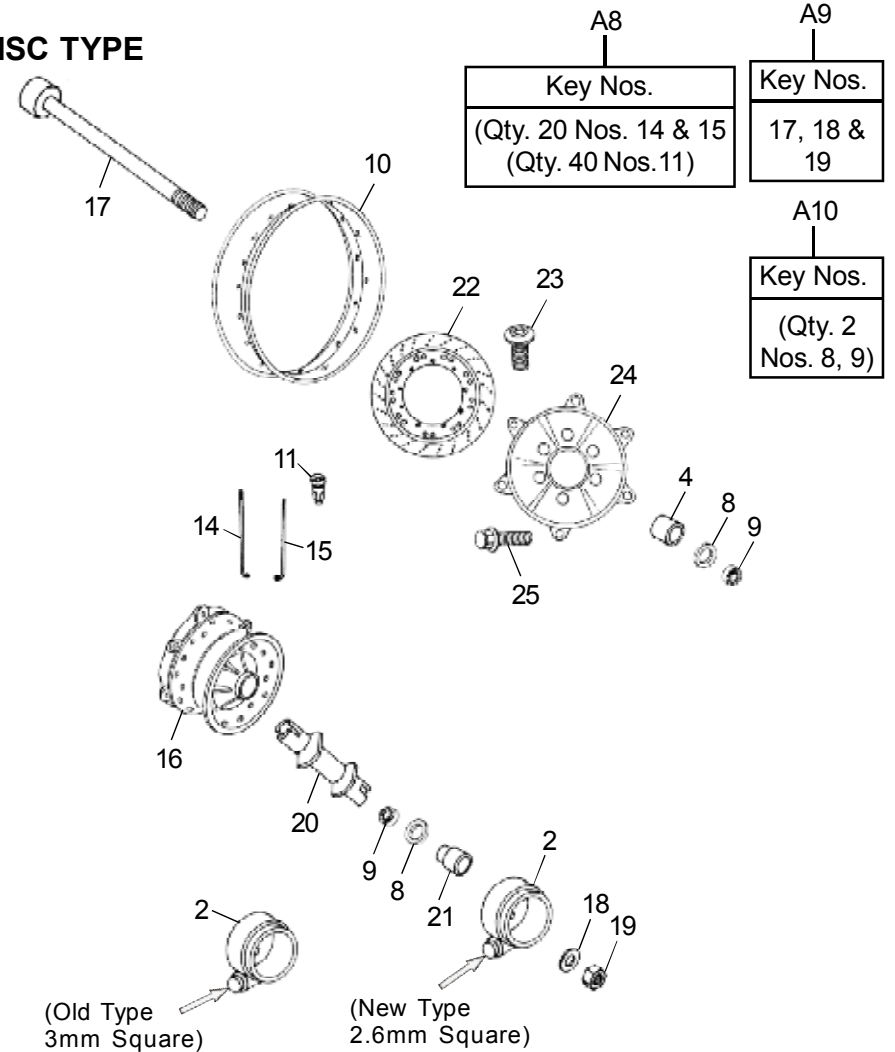
10-20 FRONT WHEEL & HUB (DRUM / DISC TYPE)

A1 Drum brake	A1 Disc brake	A2	A3	A4	A5	A6	A7
Key Nos.	Key Nos.	Key Nos.	Key Nos.	Key Nos.	Key Nos.	Key Nos.	Key Nos.
1,2,3,5,6,7,9 to 13,16 17 and all in gorup 11-10	2,4,8,9,10,11,14 to 21, 24,25	1,2,3,5,6,7,9,16,17 and all in group 11-10	1,17 and 8 from group 11-10	5,6,7(2 Nos), 9 (2 Nos)	26 & 27	16 & 24	(Qty. 20 Nos. 12 & 13) (Qty. 40 Nos.11)

DRUM TYPE



DISC TYPE



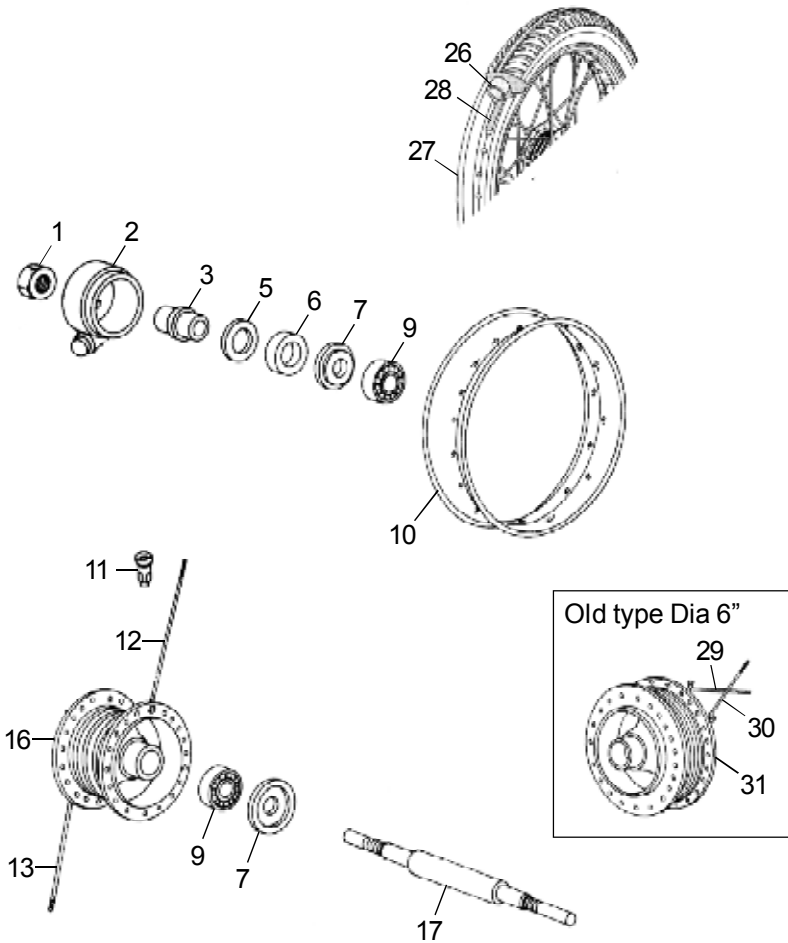
10-20 FRONT WHEEL & HUB (DRUM / DISC TYPE)

Key No.	Part Numbers		Description	Qty.	350								BU 500	Lightning			Bu Mach		T Bird		Remarks	MOQ	
	New	Old			Std	Dlx	Mac	Cam	Elec 4S		Elec 5S			500	500	535	535 ES	A350	A500	KS			ES
									KS	ES	KS	ES											
A1	143966E	143966	Front wheel assembly (Drum)	1	●	●	●	●					●						Wheel rim 2 mm thickness	1			
	RAJ00028/A	147283/D	Front wheel assembly (Drum) - 3.25 x 19"	1	●	●	●	●		●	●	●	●						SB - 540 & SB - 541, Wheel rim 1.5 mm thickness	1			
			Front wheel assembly	1						●	●	●	●					●	●	170395	1		
	560526		Front wheel assembly (For disc brake bikes)	1						●	●	●						●	●		1		
			Front wheel assembly	1														●		SB - 540, 541, 147360/D	1		
	RAJ00019/A	147285/D	Front wheel assembly (Disc) - 3.25 x 19"	1						●		●						●	●	SB - 540, 541	1		
	147283/A	Front Wheel Assy with cover plate - Drum	1	●					●		●								147833/A, SB-531	1			
A2			Front hub assembly (Twin Lead Brakes)	1	●	●	●	●	●	●	●	●	●	●				●	●	143967			
A3	144293		Front spindle kit	1	●	●	●	●	●	●	●	●	●	●				●	●		1		
A4	144295		Front wheel bearing kit	1	●	●	●	●	●	●	●	●	●	●				●	●		1		
A5	888048		Tyre & Tube Kit 3.25 X 19"	1	●	●	●	●	●	●	●	●	●	●	●	●	●	●	●	SPM / 003	1		
A6	597273		Front hub and adaptor plate kit (Disc)	1					●	●	●	●						●	●		1		
A7	597035		Front wheel spokes (SS) and nipple kit - Drum Type	1								●						●			1		
	112154	597235	Front Wheel Spokes and Nipple Kit 7" - Drum Type	1	●	●	●	●	●	●	●	●	●	●	●	●	●	●	●		1		
A8	888119		Front Wheel Spokes and Nipple Kit 19" - Disc Type	1					●	●	●	●					●	●		1			
A9	888097		Front Wheel Spindle Kit - Disc	1														●	●		1		
A10	888118		Front Wheel Bearing and Seal Kit - Disc	1					●	●	●	●	●				●	●		1			
1	124334/3	586066/A	Nut	1	●	●	●	●	●	●	●	●	●	●	●	●	●	●	●		10		
2	144571/B		Speedo hub drive assembly - Drum Type	1	●	●	●	●	●	●	●	●	●	●	●	●	●	●	●	Old Type, < May 2013	1		
	RAJ00015/A	592631/A	Speedo hub drive assembly - Drum Type (New Type)	1	●	●	●	●	●	●	●	●	●	●	●	●	●	●	●	>June 2013, Suitable for 590273/A Speedo cable	1		
	560524/B		Speedo hub drive assy - Disc Brake	1					●	●		●	●				●	●	Old Type, < May 2013	1			
	1040741/A	592630/A	Speedo hub drive assy - Disc Brake (New Type)	1					●	●		●	●				●	●	>June 2013, Suitable for 590273/A Speedo cable	1			
3	110334/D		Collar, Speedo drive	1	●	●	●	●	●	●	●	●	●	●	●	●	●	●	●		6		

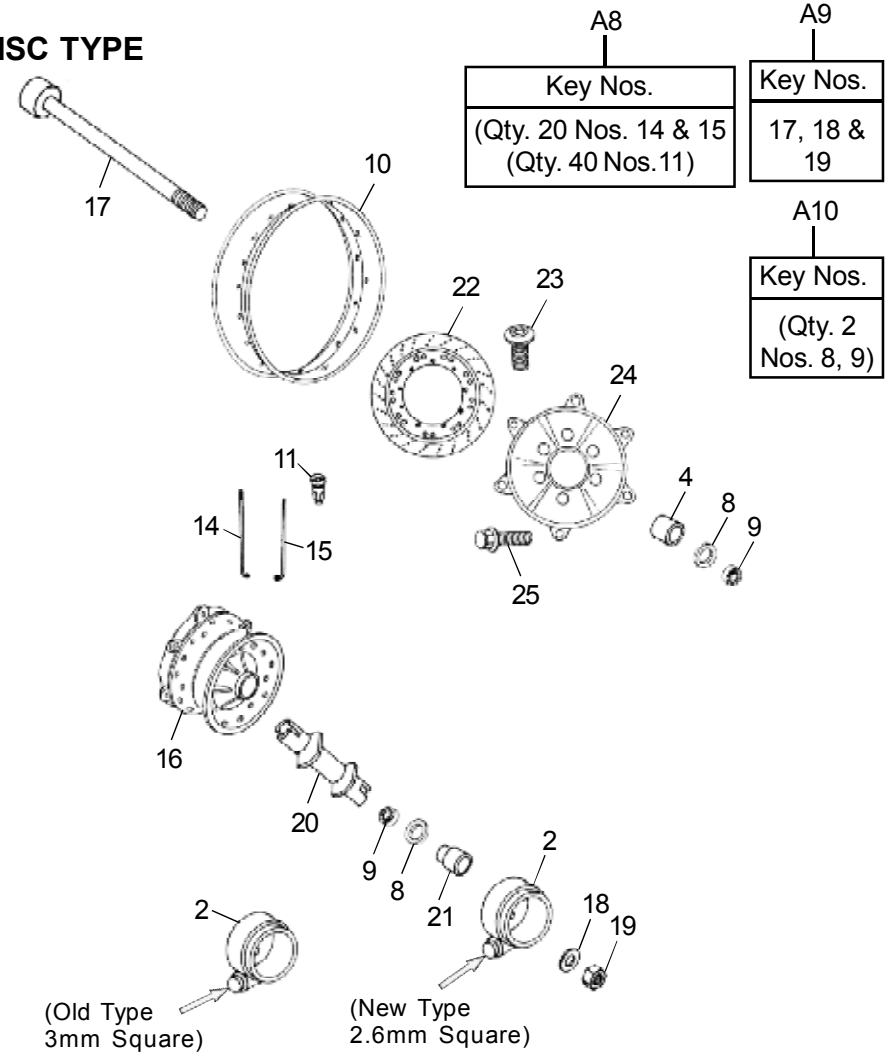
10-20 FRONT WHEEL & HUB (DRUM / DISC TYPE)

A1 Drum brake	A1 Disc brake	A2	A3	A4	A5	A6	A7
Key Nos.	Key Nos.	Key Nos.	Key Nos.	Key Nos.	Key Nos.	Key Nos.	Key Nos.
1,2,3,5,6,7,9 to 13,16 17 and all in gorup 11-10	2,4,8,9,10,11,14 to 21, 24,25	1,2,3,5,6,7,9,16,17 and all in group 11-10	1,17 and 8 from group 11-10	5,6,7(2 Nos), 9 (2 Nos)	26 & 27	16 & 24	(Qty. 20 Nos. 12 & 13) (Qty. 40 Nos.11)

DRUM TYPE



DISC TYPE



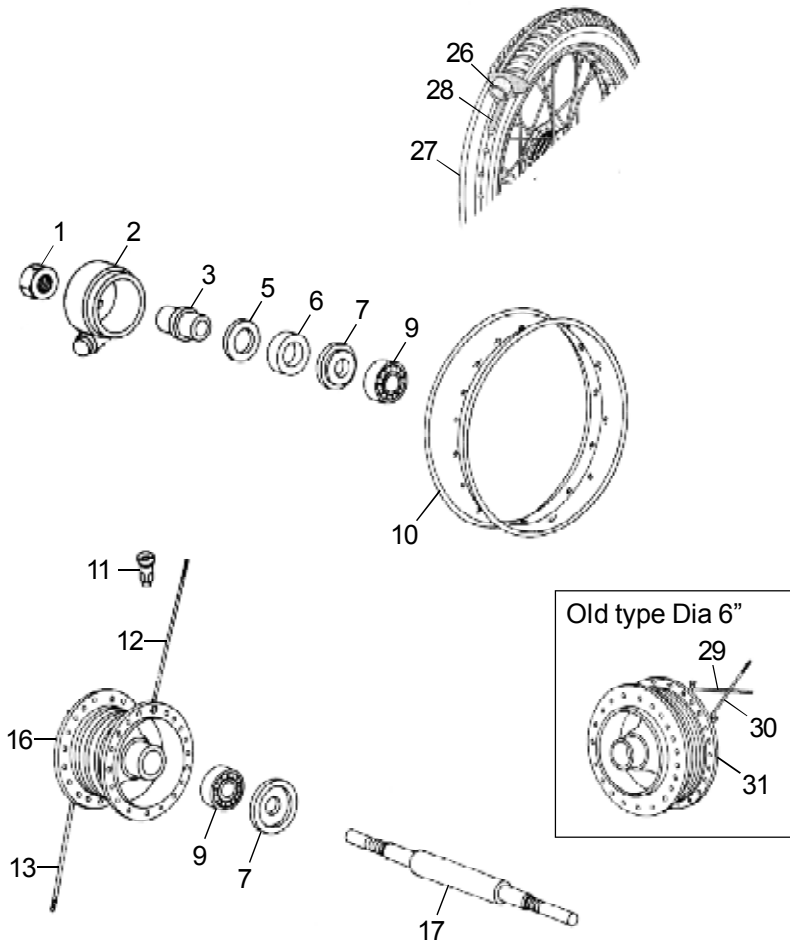
10-20 FRONT WHEEL & HUB (DRUM / DISC TYPE)

Key No.	Part Numbers		Description	Qty.	350								BU 500	Lightning			Bu Mach		T Bird		Remarks	MOQ	
	New	Old			Std	Dlx	Mac	Cam	Elec 4S		Elec 5S			500	500	535	535 ES	A350	A500	KS			ES
									KS	ES	KS	ES											
4	593063/C	560523/E	Spacer (For disc brake bikes)	1						●					●	●	●	●	SB-512, 687	1			
5	110293/2		Retainer	1	●	●	●	●	●	●	●	●	●							10			
6	110292/C		Felt washer	1	●	●	●	●	●	●	●	●	●							20			
7	110970/B		Retainer	2	●	●	●	●	●	●	●	●	●							30			
8	141109/1		Grease seal (For disc brake bikes)	2	●				●	●	●	●	●		●	●	●	●			5		
9	150324/A	145552/B	Bearing, Rubber seal 6203 RS1-C3 Single Side	2	●	●	●	●	●	●	●	●	●	●	●	●	●	●	After July 2002, SB-212, Alt. No. 150324/A	1			
	150324/A		Bearing, Rubber seal 6203 RS1-C3 (D/S sealed) 17x40x12	2	●	●	●	●	●	●	●	●	●	●	●	●	●	●		1			
10	147507/B	141133/A	Wheel rim WM 2-19, 2mm Thickness	1	●	●	●	●	●	●	●	●	●	●	●	●	●	●	SB-540, Alt.No.147507/A	1			
	147507/B	147507/A	Wheel rim WM 1.5mm Thickness	1	●	●	●	●	●	●	●	●	●	●	●	●	●	●		1			
11	110349		Spoke nipples	40	●	●	●	●	●	●	●	●	●	●	●					1			
	110109/B		Nipple	1	●				●	●	●	●							SB - 491	40			
	143885		Brass Nipples	40												●				40			
12	142176		Spokes, Outer	20	●	●	●	●	●	●	●	●	●	●						20			
	143791		Front wheel spokes outer, White	20	●	●	●	●	●	●	●	●	●	●					Stainless steel	20			
13	142175/3		Spokes, Inner	20	●	●	●	●	●	●	●	●	●	●						20			
	143789		Front wheel spokes Inner BK	20	●	●	●	●	●	●	●	●	●	●					Stainless steel	20			
14	560502/E		Spokes, Long (For disc brake bikes)	20					●		●	●			●				SB - 626	20			
	560600/B		Spokes, Long (For disc brake bikes) - SS - Bullet X	20												●				20			
15	560519/E		Spokes, Short (For disc brake bikes)	20					●		●	●			●					20			
	560601/B		Spokes, Short (For disc brake bikes) - SS - Bullet X	20												●				20			
16	RAJ00031/A	143969/D	Hub, Front brake 7"	1	●	●	●	●				●	●	●	●				143969/D				
	RAJ00031/A	804007	Hub, Front brake 7"	1	●	●	●	●	●	●	●	●	●	●						1			
	891072	804027	Hub (For disc brake bikes)	1					●	●	●	●	●		●	●	●	●		1			
17	586061/A	124333/8	Spindle	1	●	●	●	●	●	●	●	●	●						SB - 687	1			
	1040586/A	560520/E	Spindle (For disc brake bikes)	1					●	●	●	●			●	●	●	●	SB-434, 515	1			
			Spindle (For disc brake bikes)	1					●	●	●	●			●	●	●	●	SB-515, 560679/A	1			

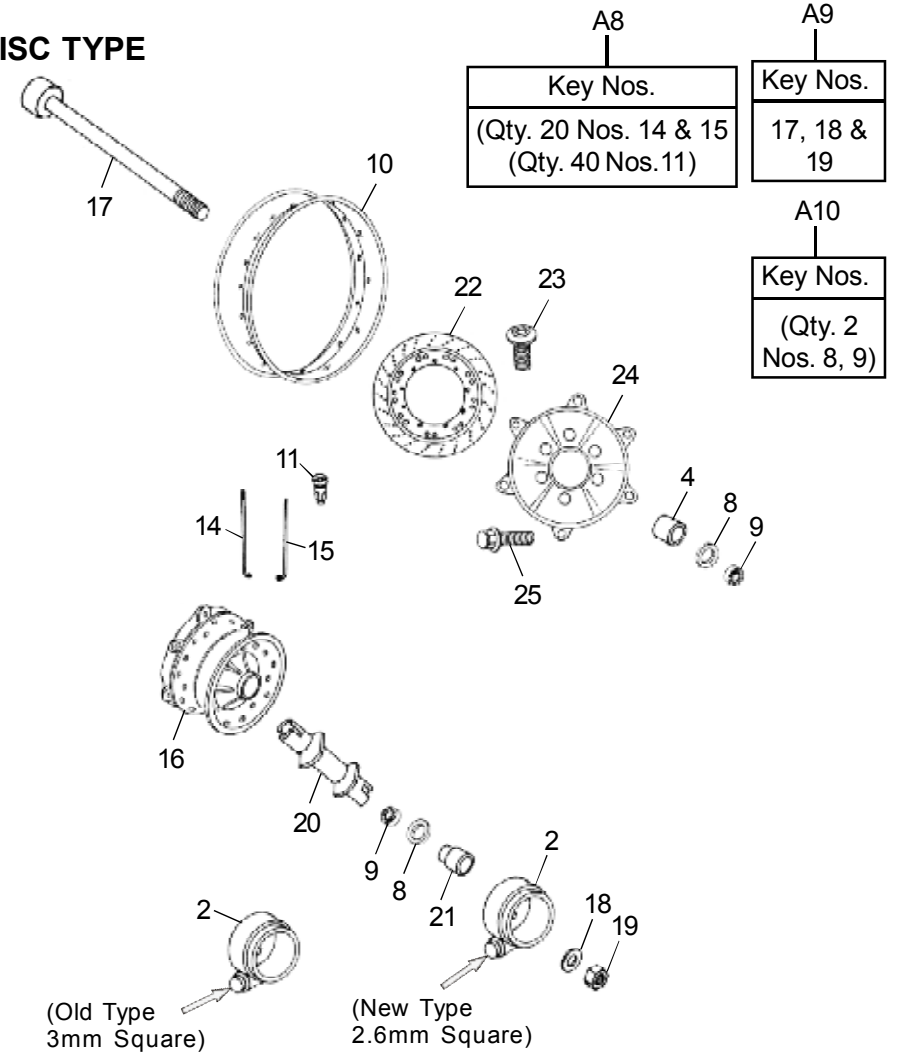
10-20 FRONT WHEEL & HUB (DRUM / DISC TYPE)

A1 Drum brake	A1 Disc brake	A2	A3	A4	A5	A6	A7
Key Nos. 1,2,3,5,6,7,9 to 13,16 17 and all in gorup 11-10	Key Nos. 2,4,8,9,10,11,14 to 21, 24,25	Key Nos. 1,2,3,5,6,7,9,16,17 and all in group 11-10	Key Nos. 1,17 and 8 from group 11-10	Key Nos. 5,6,7(2 Nos), 9 (2 Nos)	Key Nos. 26 & 27	Key Nos. 16 & 24	Key Nos. (Qty. 20 Nos. 12 & 13) (Qty. 40 Nos.11)

DRUM TYPE

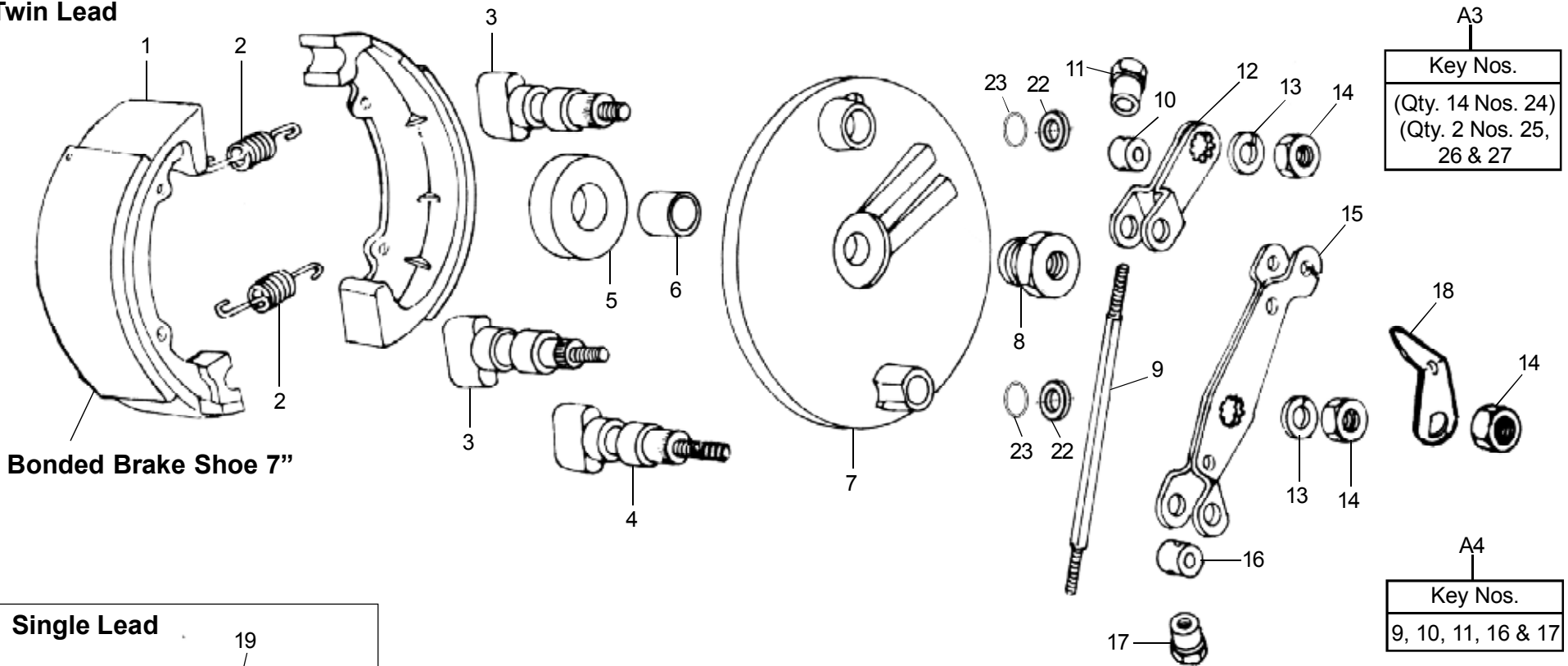


DISC TYPE



10-30 FRONT BRAKE SYSTEM (DRUM)

Twin Lead



Bonded Brake Shoe 7"

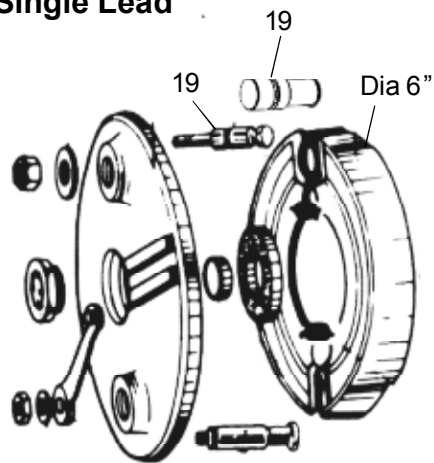
Key Nos.
(Qty. 14 Nos. 24)
(Qty. 2 Nos. 25, 26 & 27)

Key Nos.
9, 10, 11, 16 & 17

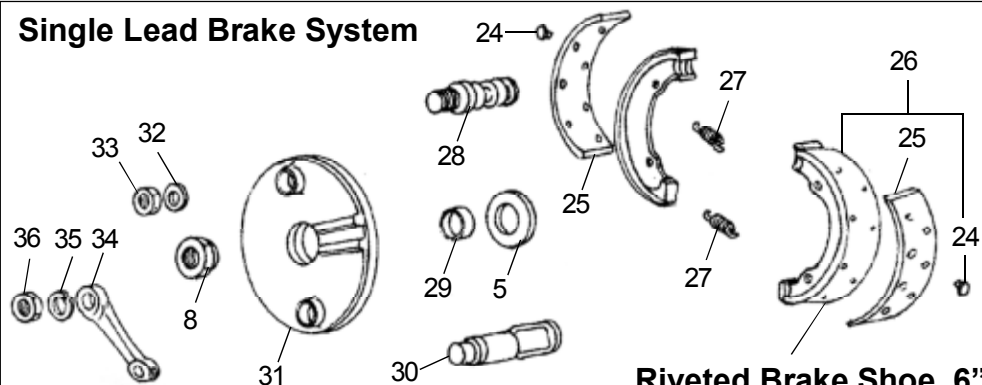
Key Nos.
1 (2 Nos), 2 (2 Nos), 3(2 Nos), 7,9,10,11, 12,13 (2 Nos), 14 (2 Nos), 15,16,17

Key Nos.
1 (2 Nos), 2 (2 Nos), 3,4,7,9, 10,11, 12,13 (2 Nos), 14 (3 Nos), 15,16,17,18

Single Lead



Single Lead Brake System



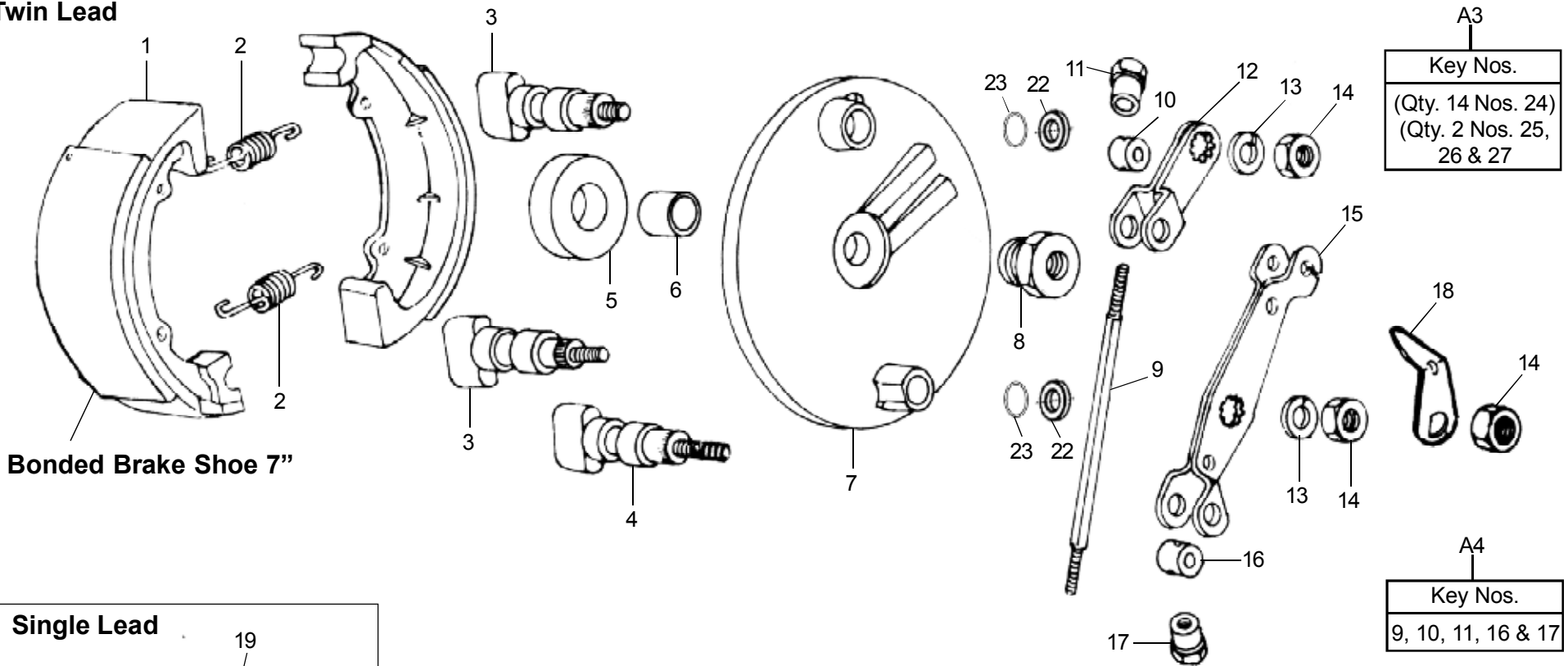
Riveted Brake Shoe 6"

10-30 FRONT BRAKE SYSTEM (DRUM)

Key No.	Part Numbers		Description	Qty.	350								BU 500	Lightning			Bu Mach		T Bird		Remarks	MOQ	
	New	Old			Std	Dlx	Mac	Cam	Elec 4S		Elec 5S			500	500	535	535 ES	A350	A500	KS			ES
									KS	ES	KS	ES											
A1			Cover plate assembly 7" Dia	1	●	●	●	●				●				●			144705	1			
A2			Front Brake Cover plate W/ Br. Shoe M/CD T1	1				●	●	●	●	●	●	●			●	●	143785M	1			
A3	111798		Brake Lining Kit - Rivet Type - 6" Dia	1	●															1			
A4	142900/B		Link rod Assembly (Trunion Nut Kit)	1	●	●	●	●	●	●	●	●	●	●	●		●	●		1			
1	584578/A	145585/A	Brake shoe Assy.	2	●	●	●	●	●	●	●	●	●	●	●		●	●	SB - 253	2			
	145756/A	144275	Brake shoe bonded - 7" Dia	2	●														Non asbestos	2			
	145756/A		Front Shoe Assy. ASB Free	2	●			●												2			
2	140374/B		Spring - Shoe return front brake	2	●	●	●	●	●	●	●	●	●	●	●		●	●	SPM / 018, SPM / 005	20			
3	145754/B	142855/A	Operating cam	2	●	●	●	●	●	●	●	●	●	●			●	●	SB - 253	1			
			Operating cam	1													●	●	145755/B, SB-385				
4			Front Brake Operating cam (For wear indicator)	1								●	●	●			●		143037				
	593075/D	147151/A	Front Brake Operating cam (For wear indicator)	1	●			●	●	●	●				●	●	●	●	'O' Ring Type, SB - 428, 687	1			
5	140378/C		Felt washer	1	●	●	●	●	●	●	●	●	●	●	●		●	●		20			
6	142239/C		Distance collar (Spacer)	1	●	●	●	●	●	●	●	●	●	●	●		●	●		10			
7	147788/A	143970	Cover plate	1	●	●	●	●	●	●	●	●	●	●	●				SB - 253	1			
	147788/A	145735/A	Cover Black plate	1				●	●	●	●						●	●	SB - 531	1			
8	140388		Nut, Cover Plate	1	●	●	●	●	●	●	●	●	●	●	●		●	●		10			
9			Link rod	1	●	●	●	●				●	●	●	●				142862, Ref. A4	10			
10			Trunion (LH Thread)	1	●	●	●	●	●	●	●	●	●	●	●		●	●	142864, Ref. A4	20			
11			Nut - Link rod (LH Thread)	1	●	●	●	●	●	●	●	●	●	●	●		●	●	142861, Ref. A4	10			
12	142858/2		Operating lever, Short	1	●	●	●	●	●	●	●	●	●	●	●		●	●		4			
13	143407		Washer	2	●	●	●	●	●	●	●	●	●	●	●	●	●	●		50			
14	146431/A		Hex Nut M10 (SS)	3								●	●	●			●	●		1			
	146431/A		Hex Nut M10 (SS)	2	●	●	●	●	●	●	●				●					1			
			Nut Hex. M10	2	●	●	●	●	●	●	●				●				141700 SB-360	1			
			Nut (Wear Indicator Models)	3								●	●	●			●	●	141700	1			

10-30 FRONT BRAKE SYSTEM (DRUM)

Twin Lead

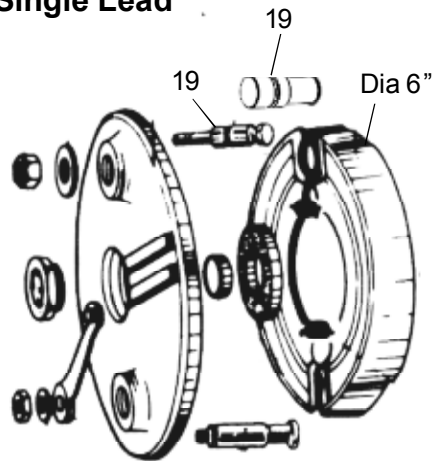


Bonded Brake Shoe 7"

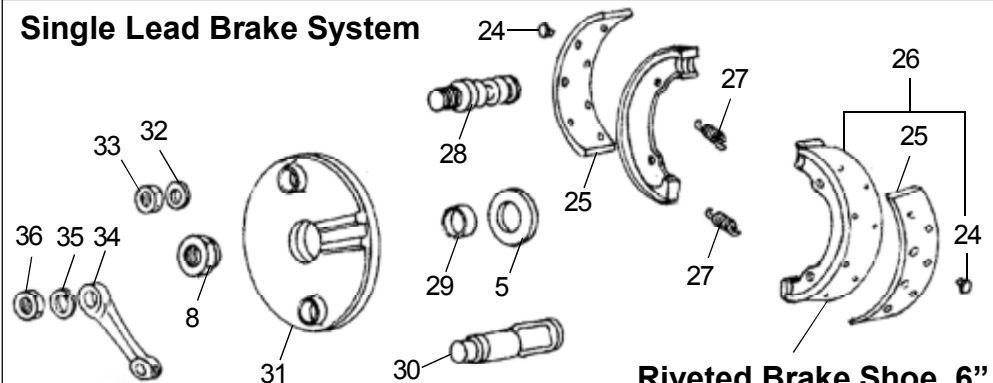
Key Nos.
(Qty. 14 Nos. 24)
(Qty. 2 Nos. 25, 26 & 27)

Key Nos.
9, 10, 11, 16 & 17

Single Lead



Single Lead Brake System



Riveted Brake Shoe 6"

Key Nos.
1 (2 Nos), 2 (2 Nos), 3(2 Nos), 7,9,10,11, 12,13 (2 Nos), 14 (2 Nos), 15,16,17

Key Nos.
1 (2 Nos), 2 (2 Nos), 3,4,7,9, 10,11, 12,13 (2 Nos), 14 (3 Nos), 15,16,17,18

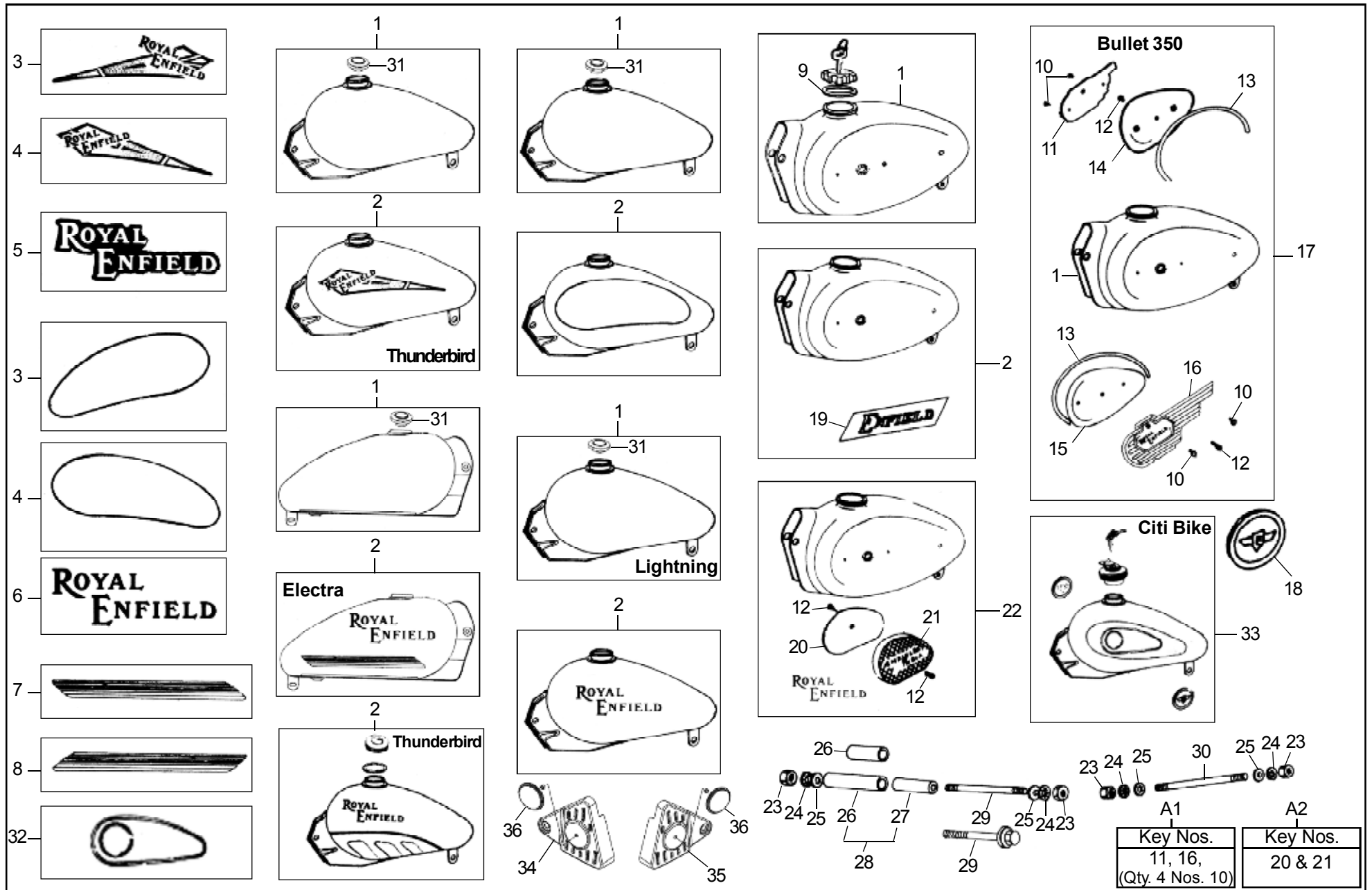
10-30 FRONT BRAKE SYSTEM (DRUM)

Key No.	Part Numbers		Description	Qty.	350								BU 500	Lightning			Bu Mach		T Bird		Remarks	MOQ	
	New	Old			Std	Dlx	Mac	Cam	Elec 4S		Elec 5S			500	500	535	535 ES	A350	A500	KS			ES
									KS	ES	KS	ES											
15	142856/C		Operating lever, long	1	●	●	●	●	●	●	●	●	●	●	●	●	●	●		2			
16			Trunion (RH Thread)	1	●	●	●	●	●	●	●	●	●	●	●	●	●	●	142863, Ref. A4				
17			Nut - Link rod (RH Thread)	1	●	●	●	●	●	●	●	●	●	●	●	●	●	●	142860, Ref. A4				
18	143038/C	143038	Wear indicator	1								●	●	●			●	●		10			
19		143973/A	Shoe pin	1	●														SB - 253	1			
		145593/A	Shoe pin - Single lead	1	●														SB - 253	1			
20			Brake shoe - Single lead	1	●															1			
21	146175/A		Front brake cable adjuster	1	●			●	●	●							●			10			
22	147588/B		Washer for Operating Cam	2	●			●	●	●							●		SB-531, After 2008	20			
23	147589/B		'O' Ring for Operating Cam	2	●			●	●	●							●		SB-531, After 2008	20			
24	140373		Rivet, brake lining	14	●															14			
25	140372/B		Brake lining (Rivet type) Dia 6"	2	●														Ref. Key No. 26				
	140372/B	144531	Brake lining (Rivet type) Dia 6"	2	●														Ref. Key No. 26				
26	140370		Brake shoe assembly (Rivet type) 6" Dia	2	●															2			
	888337	144570/D	Brake shoe assembly 6" Bonded type	2	●	●	●	●	●	●	●	●	●	●	●	●	●	●		2			
27			Spring, shoe return	2	●														124313/A	10			
28			Pivot pin, brake shoe	1	●														140363				
29	140377		Distance piece	1	●																		
30			Operating cam	1	●														140421				
31			Cover plate	1	●														140367				
32			Washer, shoe pin	1	●														140364				
33			Nut, pivot pin	1	●														140365				
34			Operating lever	1	●														140360				
35	140376/2		Washer	1	●														SB - 687				
36			Nut 7/16", brake lever	1	●														140384				

11-10 FUEL TANK

Key No.	Part Numbers		Description	Qty.	350								BU 500	Lightning			Bu Mach		T Bird		Remarks	MOQ	
	New	Old			Std	Dlx	Mac	Cam	Elec 4S		Elec 5S			500	500	535	535 ES	A350	A500	KS			ES
									KS	ES	KS	ES											
A1	144339		Petrol tank Motif - LH & RH Kit - Wire Logo	1	●	●														1			
A2	597258		Knee Grip Kit	1			●									●				1			
1	836145	836119	Fuel Tank W/Sticker Ref. ELE (R.Red)	1				●	●	●	●									Alt. No. 836142 SB - 460, LTD	1		
	843107	843075	Petrol Tank W/Sticker Ele Ref (M.Black)	1					●	●	●									SB - 460, LTD	1		
			Fuel tank with stickers, Black	1			●													801263			
			Fuel tank with stickers, Black	1											●					801281			
			Fuel tank with stickers, Purple	1			●													807022			
			Fuel tank with stickers, Rivera Red	1			●													836017			
			Fuel tank with stickers, Silver	1			●													838005			
			Fuel tank with stickers, Metallic Silver	1				●												808006			
			Fuel tank with stickers, Electra TSA, Metallic Silver	1				●	●	●	●									838006			
			Fuel tank with stickers, Rivera Red	1				●												836018			
			Fuel tank with sticker, Rivera Red	1				●	●											836087			
			Fuel tank with sticker, Rivera Red / Silver (Dual Tone)	1					●	●										836109	1		
	836145	836142	Fuel tank with sticker, Rivera Red / Silver (Dual Tone)	1													●	●			1		
			Fuel tank with sticker, Magic black / Silver (Dual Tone)	1													●	●		843069			
	843107	843105	Fuel tank dual tone, M.Black	1				●	●												1		
			Fuel tank dual tone, M.Black / Silver (Dual Tone)	1					●	●										843066			
	850094	850079	Fuel tank duel tone, Deep Silver	1				●	●												1		
	843107	843003	Fuel tank with stickers, Black	1				●												Alt. No. 843105	1		
			Fuel tank with stickers, Amazon Blue	1				●												842007	1		
			Fuel tank with stickers, Black - Machismo	1											●	●				801280	1		
			Fuel tank, Black - Machismo	1											●	●				801346			
			Fuel tank with stickers, Athena Grey	1							●									597006			
		801121	Fuel tank with stickers, Black/Red, UCAL Fuel Tap	1								●	●	●						801356 SB-239	1		
			Fuel tank with stickers, Purple/Grey	1								●	●	●						807006	1		
			Fuel tank with stickers, Congnac/Sandalwood	1								●	●	●						808006	1		

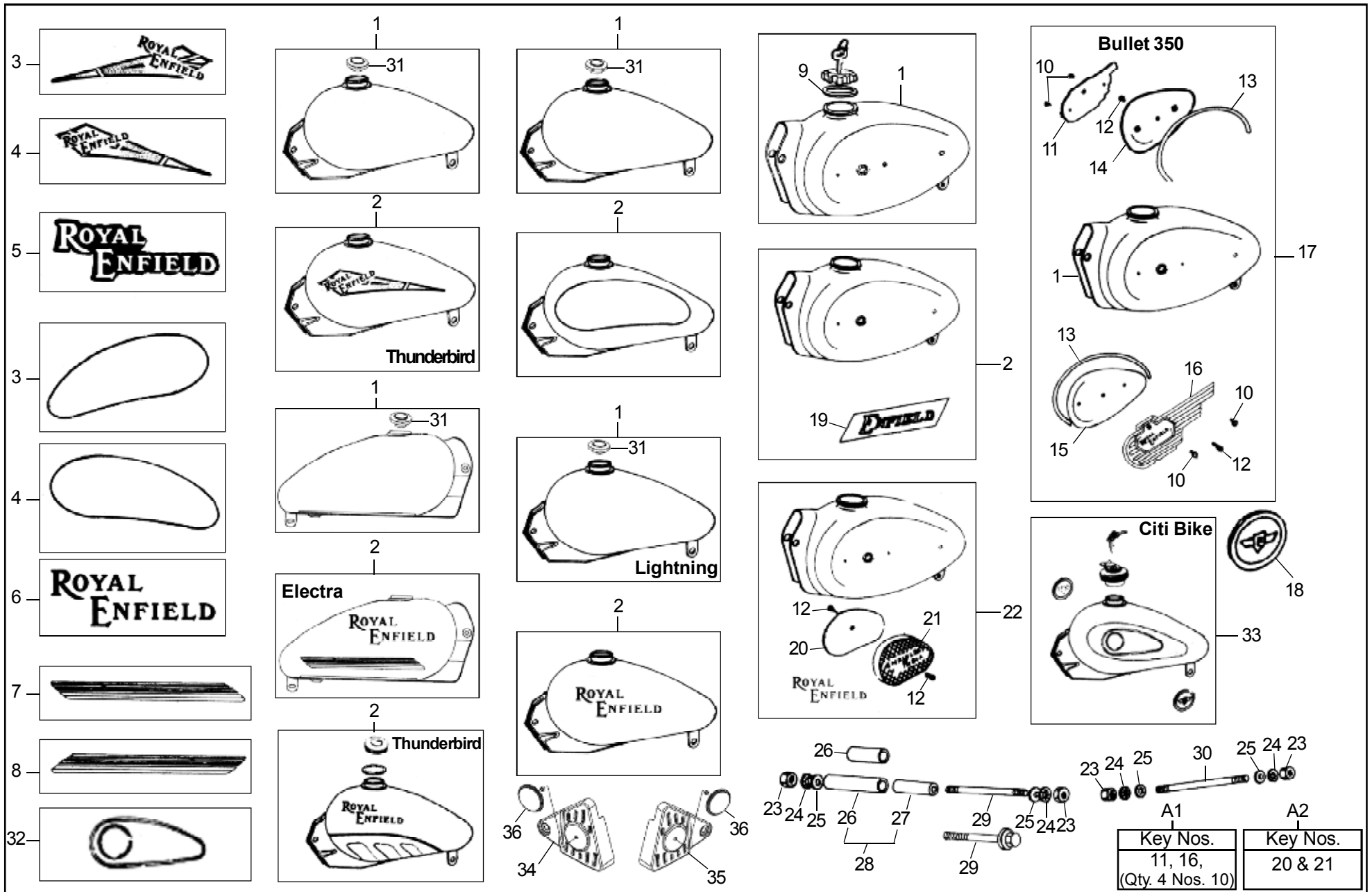
11-10 FUEL TANK



11-10 FUEL TANK

Key No.	Part Numbers		Description	Qty.	350								BU 500	Lightning			Bu Mach		T Bird		Remarks	MOQ	
	New	Old			Std	Dlx	Mac	Cam	Elec 4S		Elec 5S			500	500	535	535 ES	A350	A500	KS			ES
									KS	ES	KS	ES											
		809006	Fuel tank with stickers, Burgundy/Sandawood (UCAL Fuel Tap)	1									●	●	●					809085 SB-239	1		
		810006	Fuel tank with stickers, Grey/Black (UCAL Fuel Tap)	1									●	●	●					810041 SB-239	1		
			Fuel tank with stickers, Riv Red/San. wood	1											●					836002			
			Fuel tank with stickers, Cal. Gold/Black	1											●					837002			
			Fuel tank with stickers, Rivera Red - T1	1														●		836051 Before Oct '02			
			Fuel tank with stickers, Purplish Blue	1														●		839020 Before Oct '02			
			Fuel tank with stickers, Ocean Black	1														●		844003 Before Oct '02			
			Fuel tank with stickers, Metallic Silver	1														●		838035 Before Oct '02			
			Fuel tank with stickers, Rivera Red	1														●		836075 After Oct '02			
			Fuel tank with stickers, Purplish Blue	1														●		839028 After Oct '02			
2			Fuel tank with stickers, Ocean Black	1														●		844011 After Oct '02			
			Fuel tank with stickers, Metallic Silver	1														●		838049 After Oct '02			
	843053	843056	Fuel tank with stickers, Black (IRIS) - VOM	1												●	●				1		
			Fuel tank without stickers, Black	1												●	●			843057			
	847029	847031	Fuel tank with stickers, Alberto Green	1												●	●				1		
			Fuel tank with stickers, Ref. Electra Deep Blue	1					●	●	●	●								849001	1		
			Fuel tank, Std. Black (C. Key Type)	1	●															801153	1		
			Fuel tank, Black - Bx	1	●															801477	1		
			Fuel tank with stickers, Wine Red	1												●				827001			
			Fuel tank with stickers, Alberto Green	1												●				830001			
3			Sticker RH, Grey Black	1									●	●	●					170494			
			Sticker RH, Black Red	1									●	●	●					170477			
			Sticker RH, Burgundy/Sandalwood	1									●	●	●					170479			
			Sticker RH, Rivera Red	1														●		836058			
	839027		Sticker RH, Purplish Blue	1														●			1		
			Sticker RH, Ocean Black	1														●		844010			
			Sticker RH, Metallic Silver	1														●		838038			
			Sticker RH, TB Chrome Granish Tank	1														●	●	521287/A			

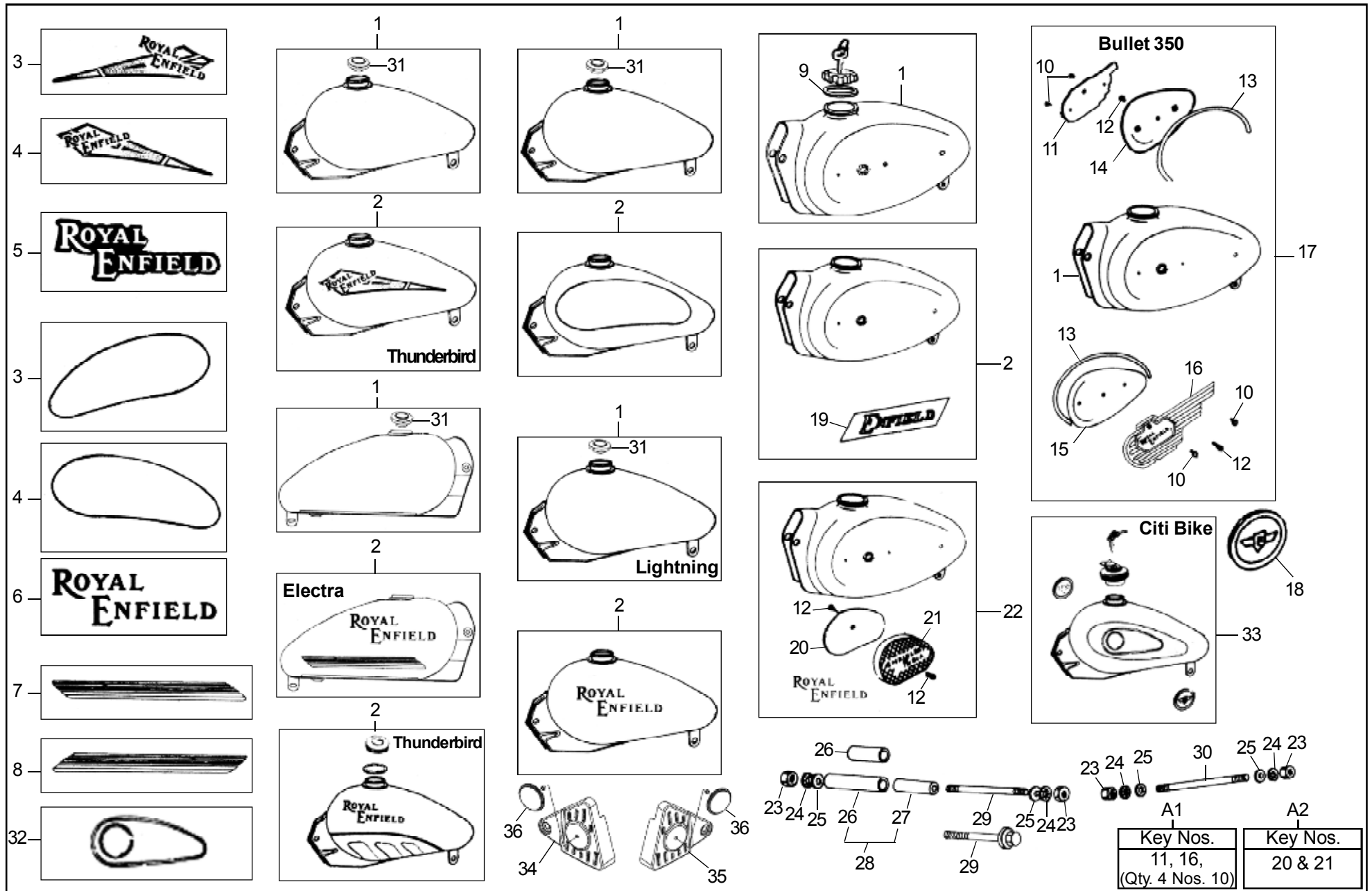
11-10 FUEL TANK



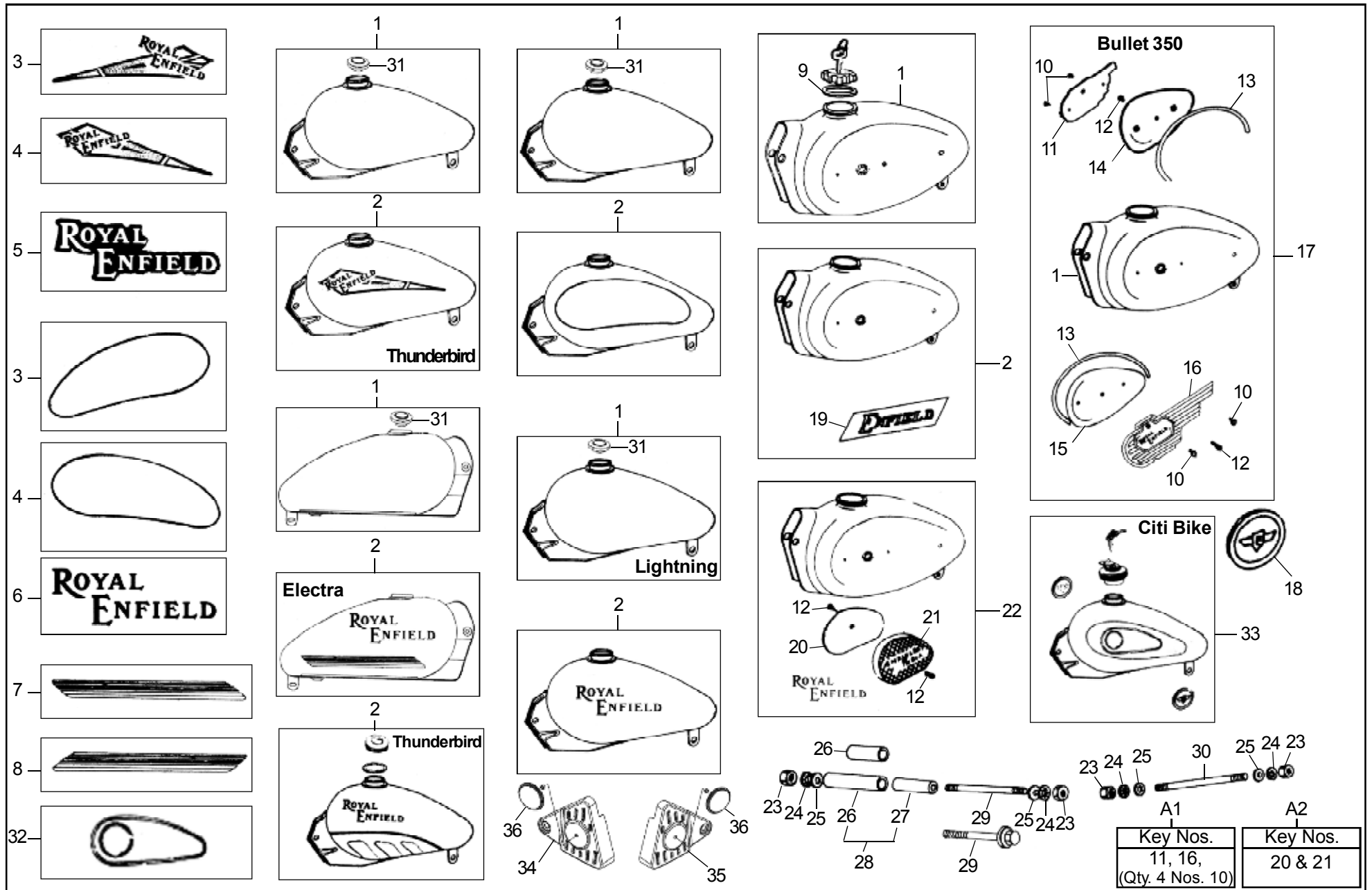
11-10 FUEL TANK

Key No.	Part Numbers		Description	Qty.	350								BU 500	Lightning			Bu Mach		T Bird		Remarks	MOQ	
	New	Old			Std	Dlx	Mac	Cam	Elec 4S		Elec 5S			500	500	535	535 ES	A350	A500	KS			ES
									KS	ES	KS	ES											
4			Sticker LH, Grey Black	1								•	•	•					170492				
			Sticker LH, Black Red	1								•	•	•					170474				
			Sticker LH, Burgundy/Sandalwood	1								•	•	•					170476				
			Sticker LH, Rivera Red	1														•	836057				
			Sticker LH, Purplish Blue	1														•	839026				
			Sticker LH, Ocean Black	1														•	844009				
			Sticker LH, Metallic Silver	1														•	838037				
			Sticker LH, TB Chrome Granish Tank	1														• •	521286/A				
5			Sticker, Top	1													•	521121					
6	590322/A	146042/A	Sticker DG Gold - R.Red	2				•	•	•	•	•					• •		1				
	540074		Sticker M.Black	2										•	•				1				
	146152/A		Sticker DG chrome - D.Blue / D.Silver	2				•	•	•	•						•		1				
	146998/A		DECAL Tank Electra Sticker	1						•	•							LTD	1				
			Sticker, (Royal Enfield), Silver	2				•											842003 SB-503				
			Sticker, (Royal Enfield), Blue	2				•											826018 SB-503				
			Sticker, (Royal Enfield), Rivera Red	2				•											836040 SB-503				
			Sticker, (Royal Enfield), Black	2				•											843009				
			Sticker, (Royal Enfield), Wine Red/Green	2											•				801300				
			Sticker, (Royal Enfield), Black	2											•				810038				
			DECAL LH TB Tank Sticker	2														• •	521290/A				
			DECAL RH TB Tank Sticker	2														• •	521291/A				
7			Stripes, RH Silver	1				•											842001 SB-503				
			Stripes, RH Blue	1				•											826016 SB-503				
			Stripes, RH Gold	1				•											836038 SB-503				
8			Stripes, LH Silver	1				•											842002 SB-503				
	826017		Sticker P.Tank Electra Stripes LH Blue	1				•											LTD, SB-503				
			Stripes, LH Gold	1				•											836039 SB-503				

11-10 FUEL TANK



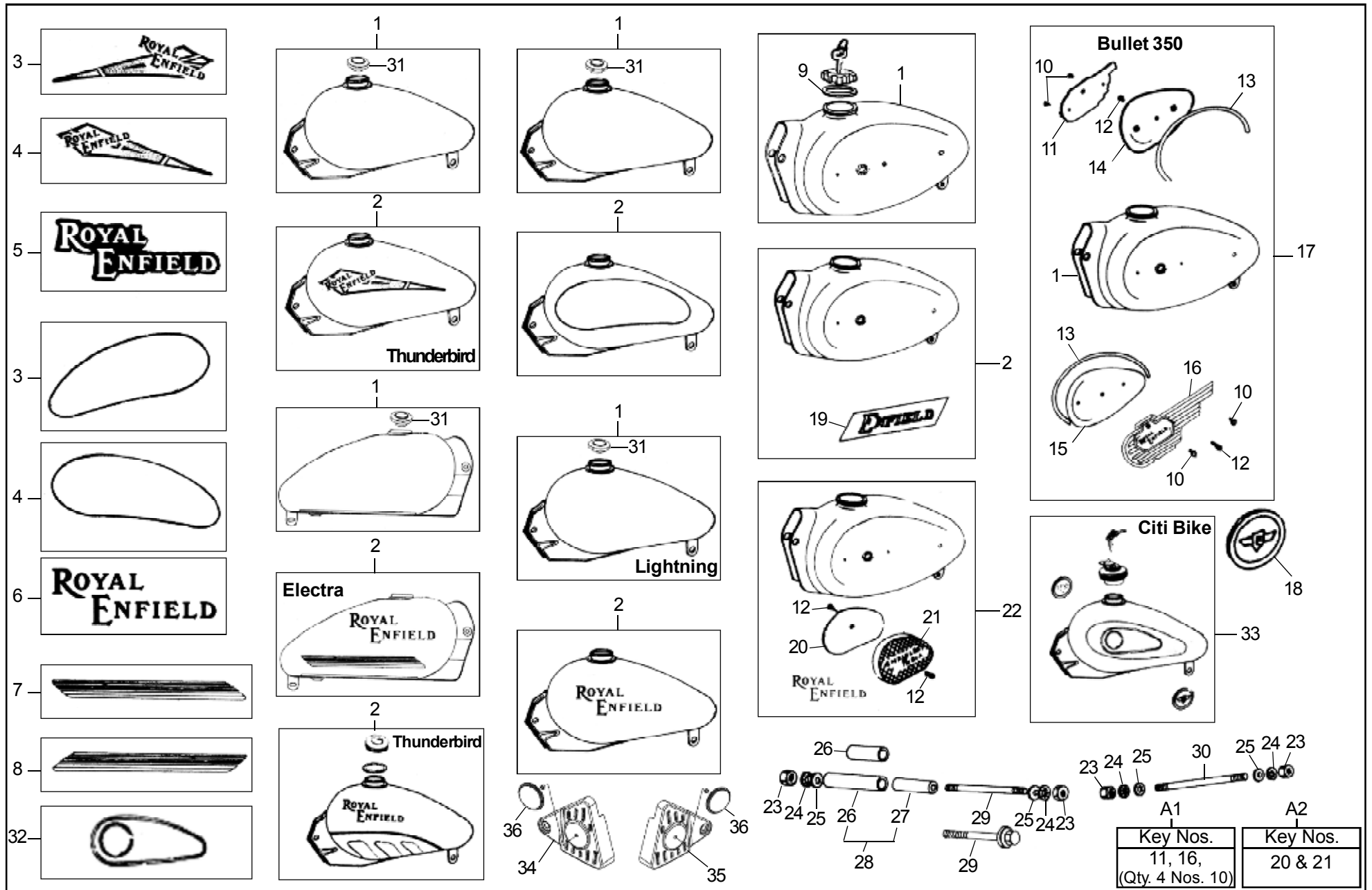
11-10 FUEL TANK



11-10 FUEL TANK

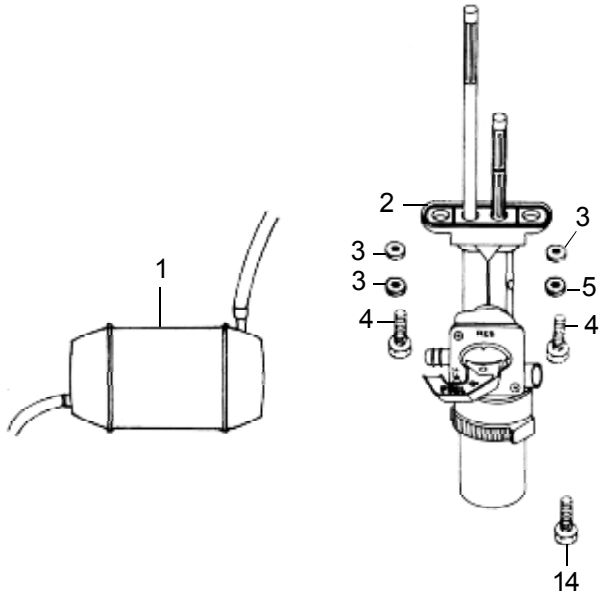
Key No.	Part Numbers		Description	Qty.	350								BU 500	Lightning			Bu Mach		T Bird		Remarks	MOQ	
	New	Old			Std	Dlx	Mac	Cam	Elec 4S		Elec 5S			500	500	535	535 ES	A350	A500	KS			ES
									KS	ES	KS	ES											
24	140303		Lock Washer	4	●	●	●	●	●	●	●	●	●	●	●	●	●	●	SB-252, Ref.Key No.23				
	586018/A	140304/1	Lock Washer	2	●				●	●	●	●	●						SB - 252, SB - 687, Ref.Key No.23				
	140541		Lock Washer	2											●	●			SB-252, Ref.Key No.23				
25	140527		Rough washer Fuel tank (M9 x M22)	2	●				●	●	●	●	●							20			
			Plain Washer	4	●	●	●	●				●	●	●	●				SB-252, 140308	20			
	586035/A	140383/3	Plain Washer, M6	2	●				●	●	●	●	●						SB - 252, SB - 687, Ref. Key No.23	20			
26	110406/B	110406	Sleeve	1	●	●	●	●	●	●	●	●							SB - 252,				
			Sleeve (Short)	1	●	●	●	●	●	●	●	●							SB-252, 145886/A	1			
	145368/A		Sleeve	1								●	●	●					SB - 252,				
	145870/A		Fuel tank sleeve long	1	●										●				SB - 252, 460	1			
			Sleeve (Long)	1								●	●	●					SB- 252, 145887/A	1			
			Sleeve	1					●	●									145850/A				
	147371/A		P. Tank Rubber Sleeve	1					●	●									SB - 460	1			
	147372/B		Fuel Tank Sleeve	1					●	●									SB - 460	1			
	146754/A		Sleeve	1	●				●	●									SB - 349	5			
	110405		Rubber Sleeve	1	●	●	●	●	●			●							SB - 252				
145870/A	145369/A	Rubber Sleeve	1								●	●	●						1				
27	145851/A		Tube - Petrol Tank Mounting	1					●	●	●	●											
	145869/A		Tube - Fuel Tank Sleeve Short	1	●				●	●	●	●							SB-252	1			
28	110422		Petrol Tank Sleeve assembly	1	●	●	●	●	●	●	●	●	●	●	●	●	●	●	SB-252, Ref.Key No.26				
29	140471		Stud -3/8 CEI X 3-1/4" Petrol tank front	1	●	●	●	●	●		●								SB - 252				
			Stud - Petrol tank front Ø 3/8" x 26	1								●	●	●					145370/A				
	594545/A	145875/A	Flanged hex bolt M10 x 75	1	●	●	●	●	●	●	●	●	●	●	●	●	●	●	SB - 687	5			
	593165/B	147342/A	Flanged hex bolt M10 x 1.25 x 95	1					●	●	●								SB-679, 687				

11-10 FUEL TANK

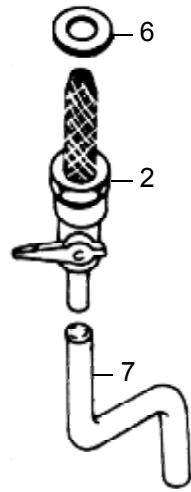


11-20 FUEL TAP & GAUGE UNIT

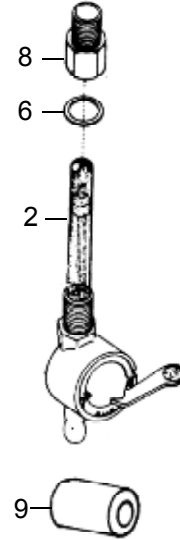
THUNDERBIRD



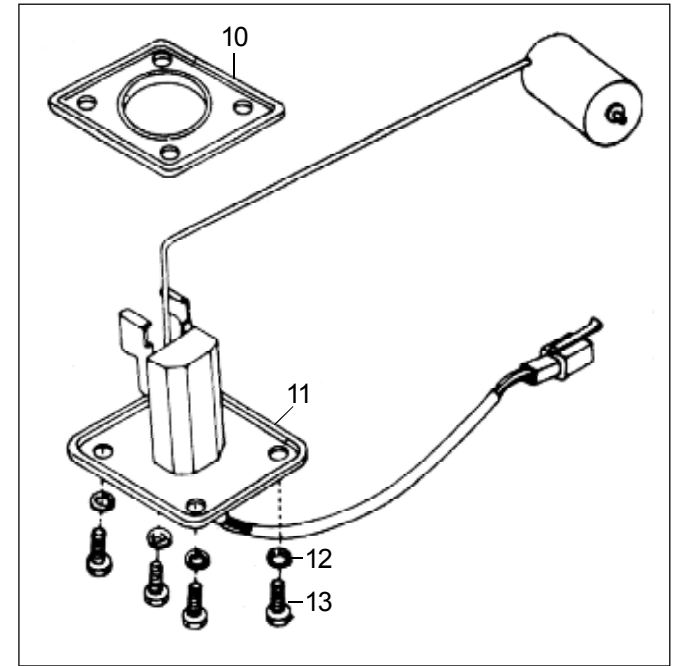
ELECTRA



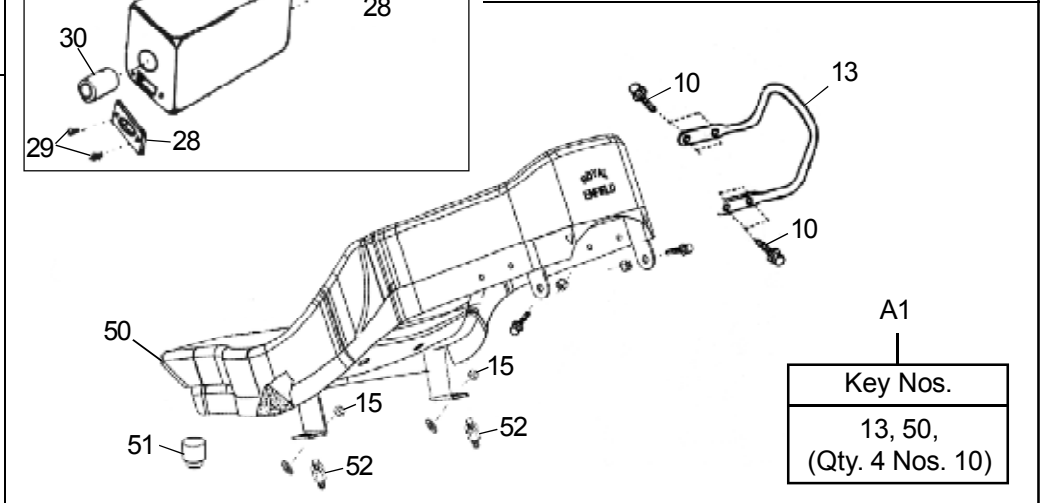
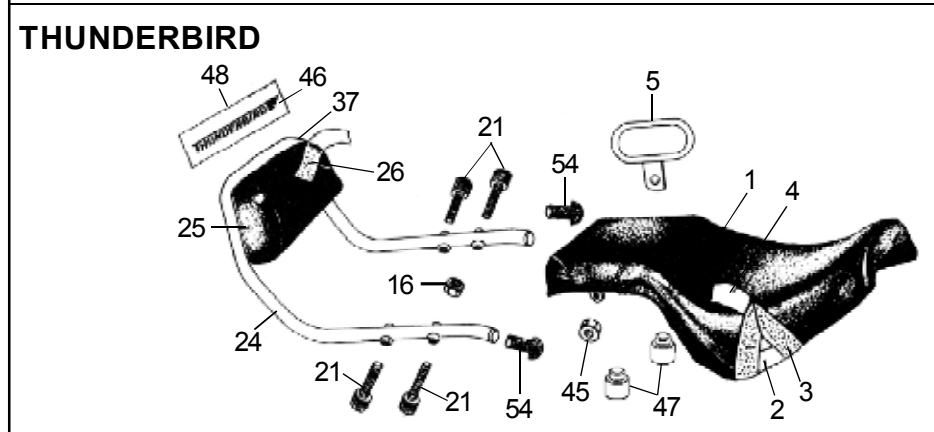
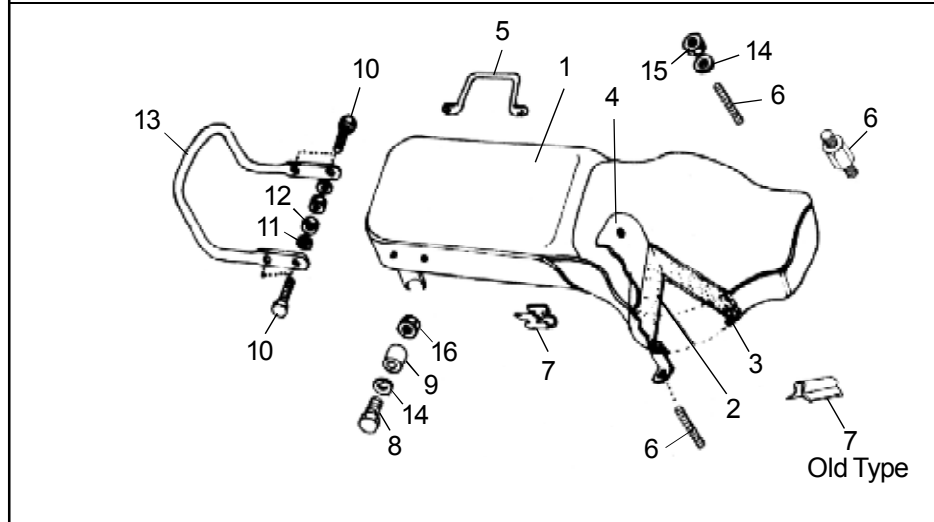
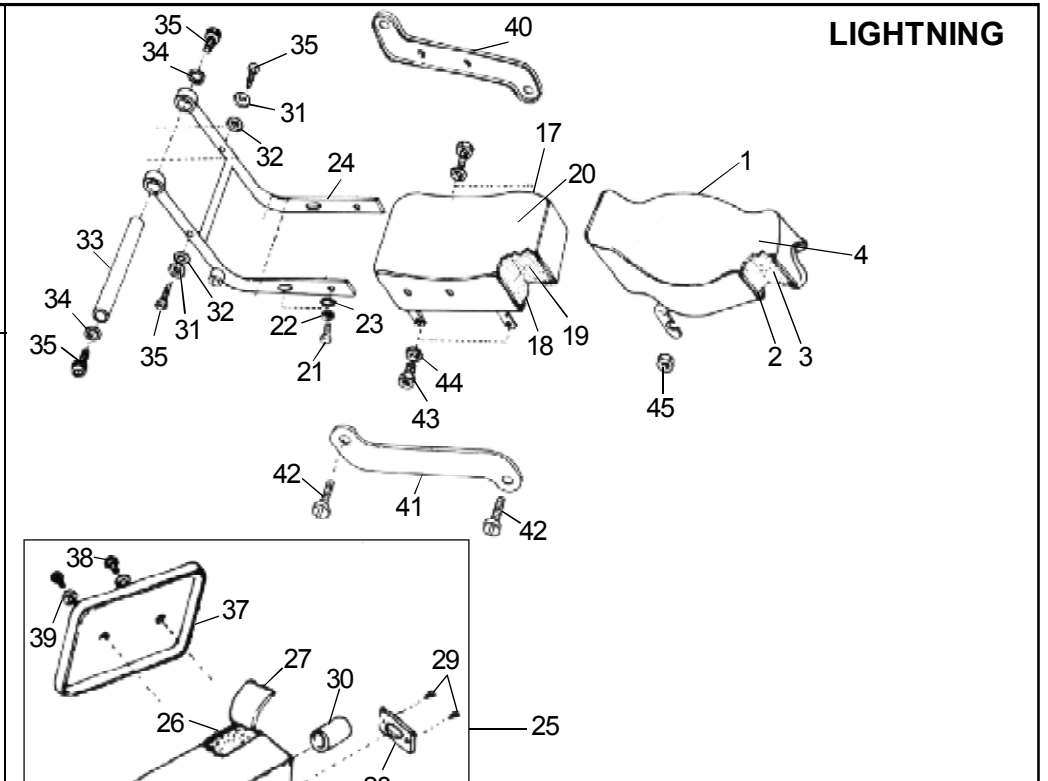
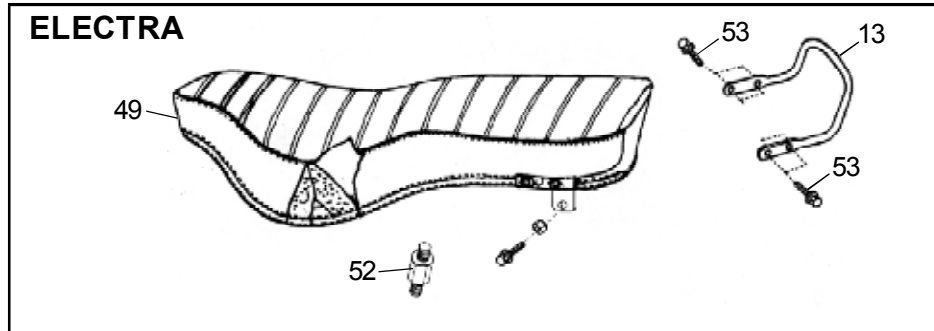
MACHISMO



LIGHTNING / CITI BIKE



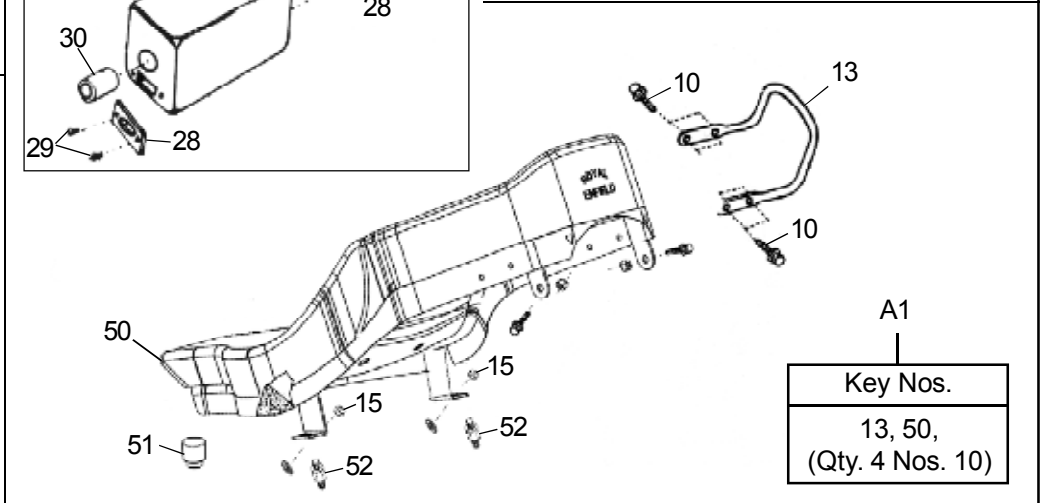
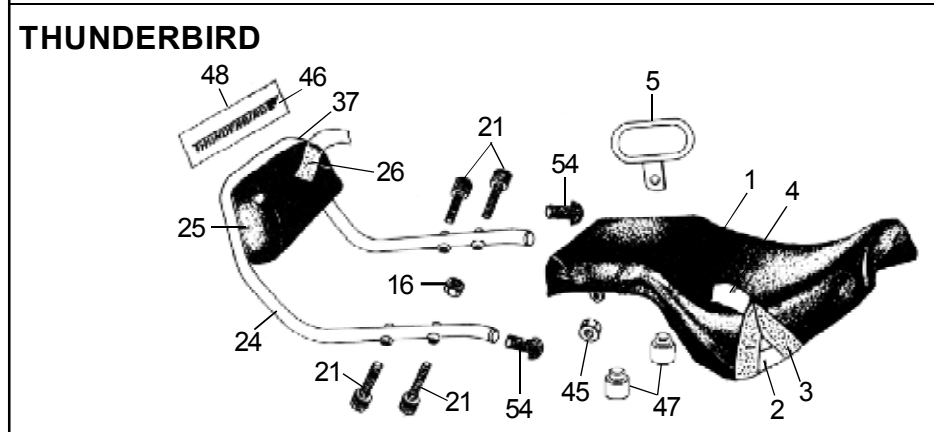
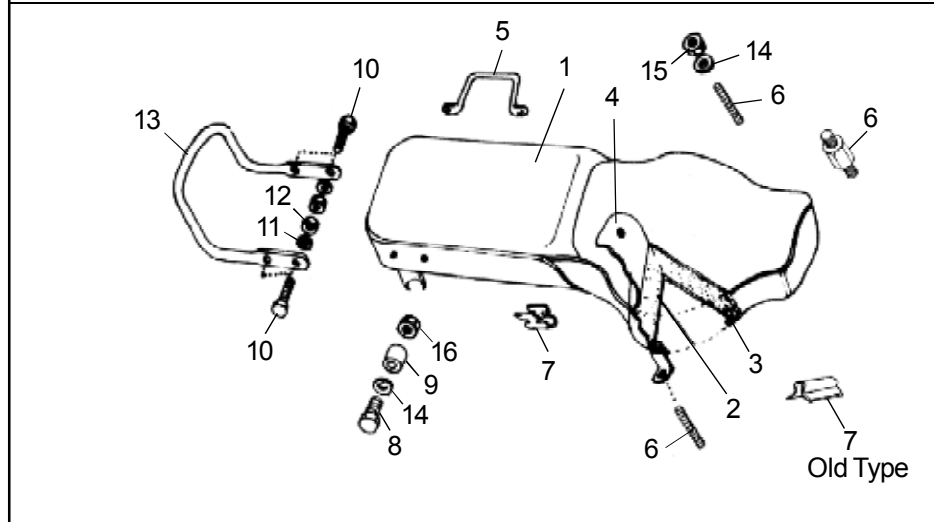
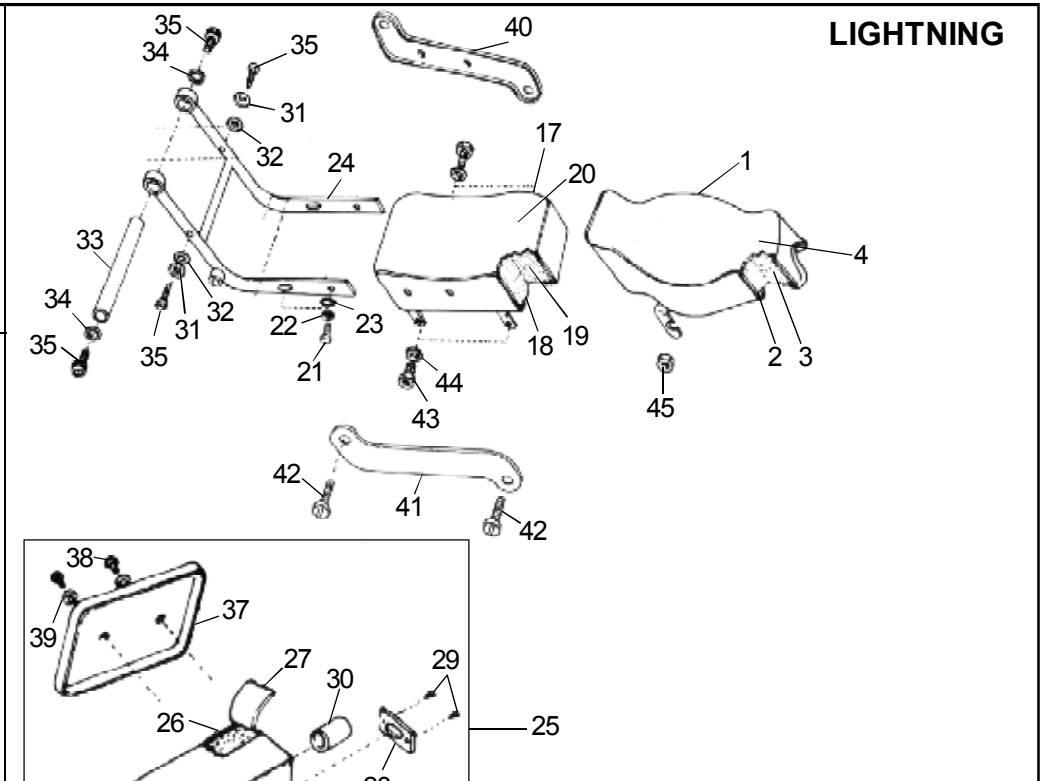
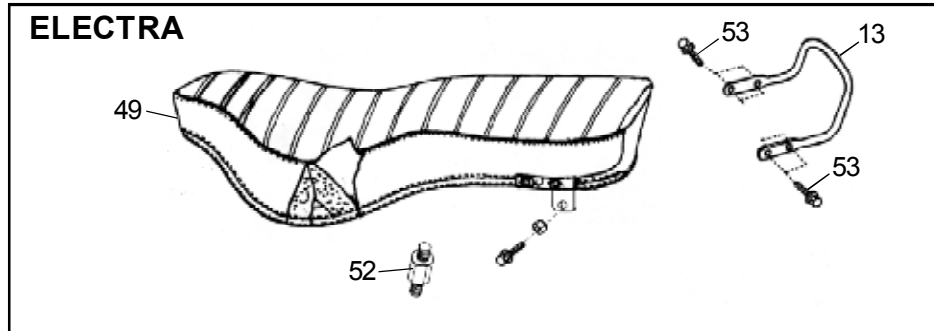
11-30 SEAT ASSEMBLY



11-30 SEAT ASSEMBLY

Key No.	Part Numbers		Description	Qty.	350								BU 500	Lightning			Bu Mach		T Bird		Remarks	MOQ	
	New	Old			Std	Dlx	Mac	Cam	Elec 4S		Elec 5S			500	500	535	535 ES	A350	A500	KS			ES
									KS	ES	KS	ES											
A1	419001		Seat assembly double with pillion holder kit	1	●														New Type	1			
1			Seat assembly	1				●	●										SB-294, 313 146065/A	1			
	142504/2		Dual Seat (EX4 SP)	1							●									1			
		801137	Seat assembly, Rider - Black	1								●	●	●				●	●	170542	1		
			Seat assembly, Rider - Grey, Maroon	1								●	●	●						810007, 817001			
			Seat assembly, Rider - TAN, Blue	1								●	●	●						816001, 818001			
	521113/C	801290	Seat assembly - T1 Black	1								●	●	●				●	●	SB - 427	1		
			Seat assembly	1	●															143575	1		
2			Seat pan assembly	1	●	●														801016			
			Seat pan assembly	1			●	●	●	●	●				●	●				801055	1		
			Seat pan assembly, Rider	1								●	●	●						801071	1		
			Seat pan assembly	1								●	●	●				●	●	521081/H SB-427	1		
3	140587		Seat cushion	1	●	●																	
4	143576		Dual Seat cover	1											●	●							
	142516		Dual Seat cover Comp. - Bullet 350	1	●	●	●	●			●				●	●				DR 5390 dt. 15.6.2002 SB - 197	1		
	521157		Seat cover - Thunderbird	1								●	●	●				●	●		1		
	110717		Dual Seat Cover, Bu 350 (Plain)	1	●															Old Type, Big size	1		
	146101		Seat cover refresh Electra	1				●	●	●	●										1		
	582788/A	597248	Seat cover with Lines, Electra	1				●	●	●	●										1		
			Seat cover Rider	1								●	●	●						170293			
	142776		Dual Seat cover (Mach)	1			●				●				●					Alt. No. 142516, SB-268			
5	111686/C	111686/A	Side handle	1	●	●	●	●	●	●	●				●	●					2		
	521107/C	521107/B	Side handle	1														●	●		2		
6	142138		Stud, Seat Adjuster	2	●	●	●														6		
		140436	Stud, 5/16" CEI x 1.215"	2			●				●	●	●	●	●	●				141507/2 SB-049	1		

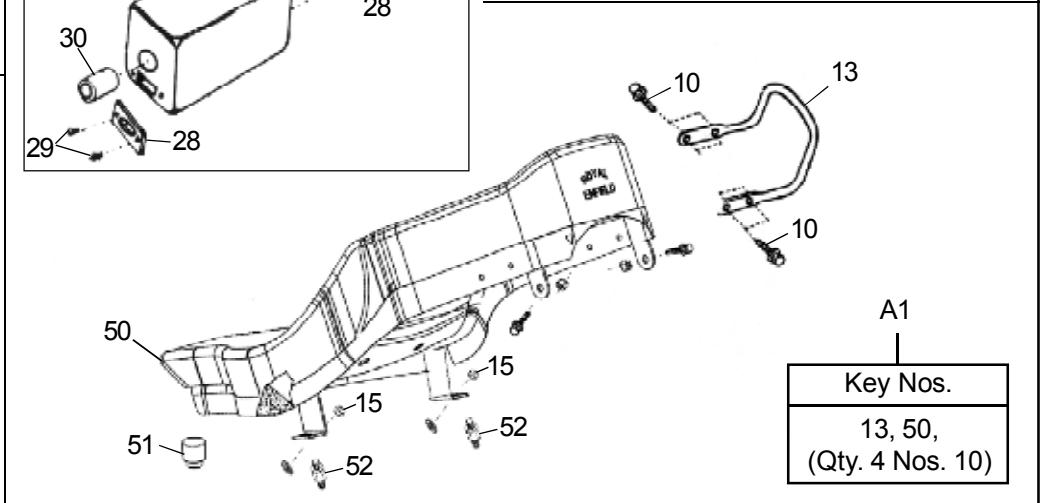
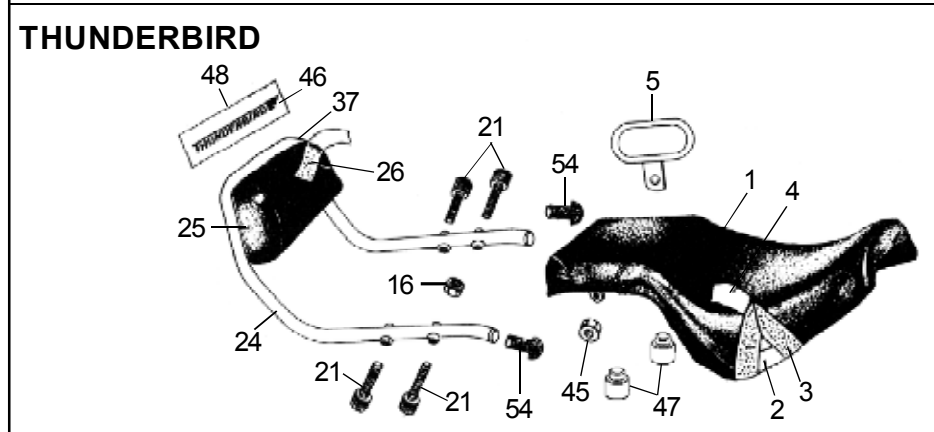
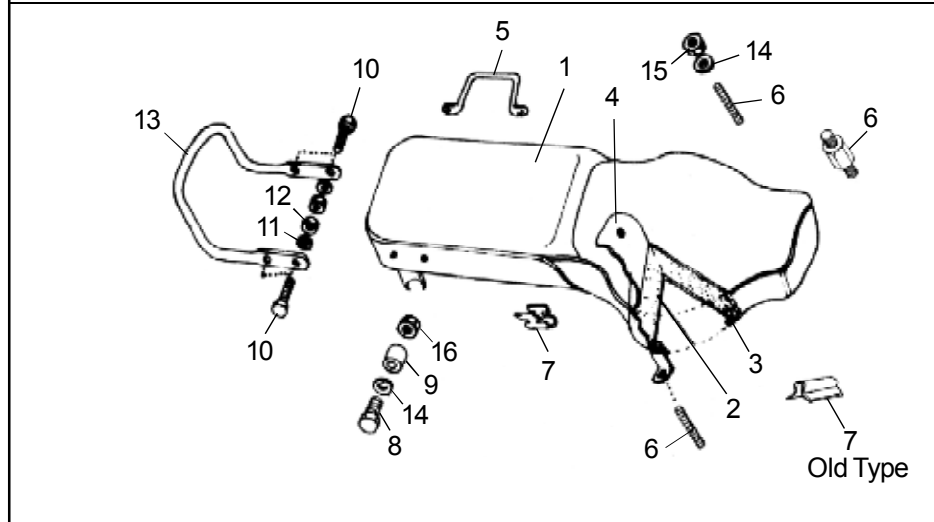
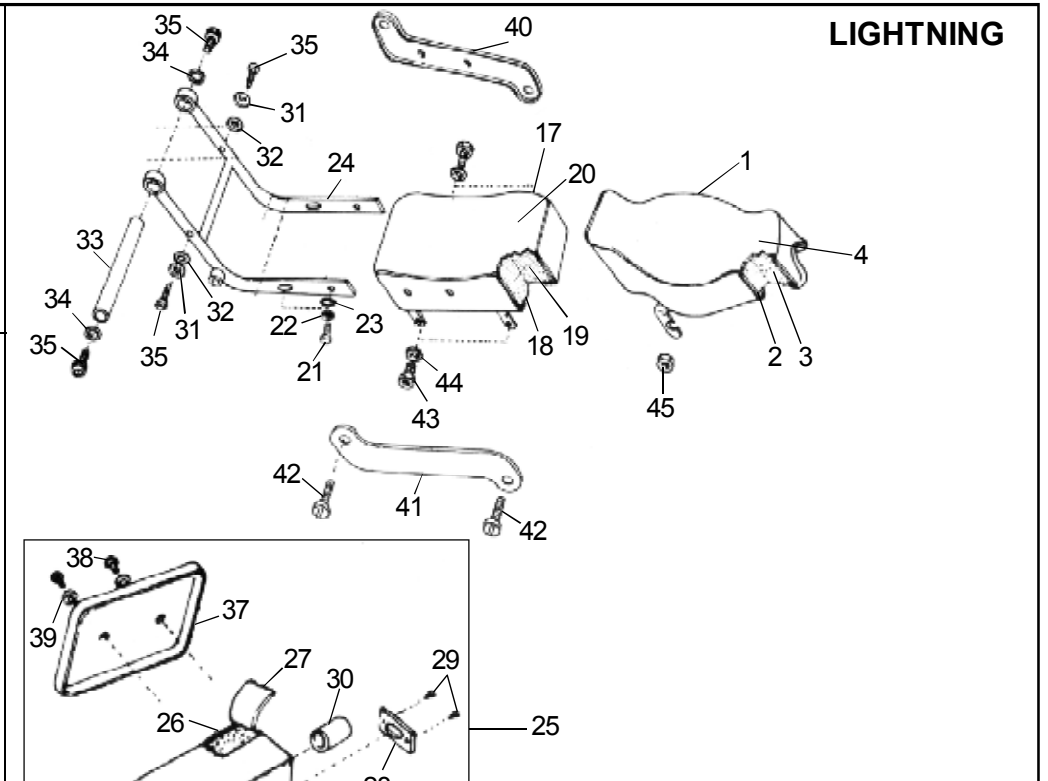
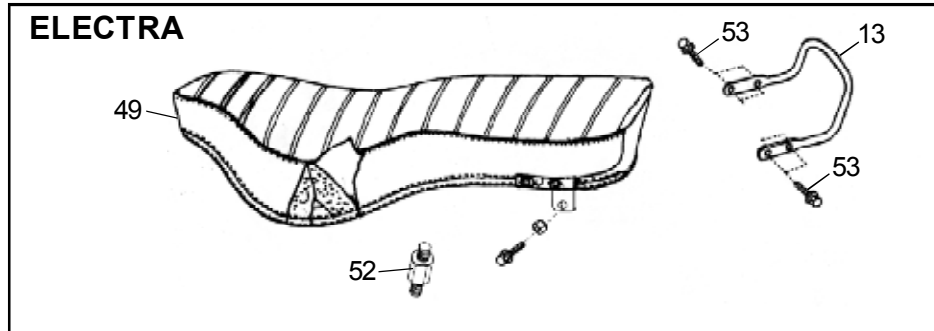
11-30 SEAT ASSEMBLY



11-30 SEAT ASSEMBLY

Key No.	Part Numbers		Description	Qty.	350								BU 500	Lightning			Bu Mach		T Bird		Remarks	MOQ	
	New	Old			Std	Dlx	Mac	Cam	Elec 4S		Elec 5S			500	500	535	535 ES	A350	A500	KS			ES
									KS	ES	KS	ES											
7			Dual Seat Clip	24	●	●	●	●			●				●				141444	1			
8	142761		Hex screw M8 x 20	2	●	●	●	●		●	●	●	●		●	●				50			
9			Distance tube	2	●	●													143712	1			
10	147617/B	142274	Hex. screw M6 x 16	2	●	●	●	●	●	●	●				●	●	●	●	SB-252,				
11	586032/B	141061/1	Washer	4	●	●	●	●	●	●	●				●	●	●	●	SB - 687	1			
12	586004/A	142182	Hexagonal Nylock Nut M8 x 9.5	4	●	●	●	●	●	●	●				●	●	●	●	SB - 687	40			
13	141654/1		Pillion Holding Tube (Powder Coated, Black)	1	●	●	●	●	●	●	●				●	●				1			
14	586036/A	140437/1	Plain Washer	4	●	●	●	●	●	●	●				●	●	●	●	SB - 687	1			
15	140079/5	586059	Hex Nut 5/16 CEI	2	●	●	●	●	●	●	●				●	●			SB - 687	50			
16	141051/A	141051	Hex Nut	2	●	●	●	●	●	●	●				●	●	●	●	SB - 252	40			
17			Seat assy., Pillion, Black	1								●	●	●					801138				
			Seat assy., Pillion, Grey	2								●	●	●					810008				
			Seat assy., Pillion, Maroon	3								●	●	●					817002				
18			Seat pan assy., Pillion	1								●	●	●					801072				
19			Seat cushion, Pillion	1								●	●	●					170194				
20			Seat cover, Pillion	1								●	●	●					170296				
21	142761		Hex Screw M8 x 20	4				●				●	●	●									
	521127		Hex socket head cap screw M8 x 40	4													●	●		10			
22	140747		Washer 5/16 shake proof	4								●	●	●									
23	586036/A	140080/2	Plain washer, M8	4	●			●	●	●	●	●	●	●	●	●	●	●					
	586036/A	140080/2	Plain washer, M8	4	●			●	●	●	●	●	●	●	●	●	●	●	SB - 687				
24			Tube assembly - Back rest Plated	1								●	●	●					170173				
	580543/A	521072/C	Tube assembly - Back rest Plated	1													●	●	After Feb 2003, SB-249				
25			Back rest assembly, Black	1								●	●	●					801139				
			Back rest assembly, Grey	1								●	●	●					810009				
			Back rest assembly, Maroon	1								●	●	●					817003				
	521085/B	521085/A	Back rest assembly	1													●	●	After Feb 2003	1			

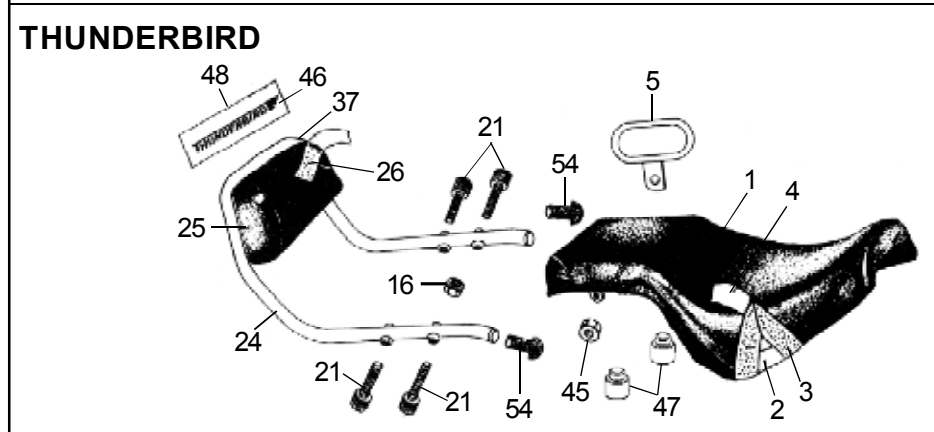
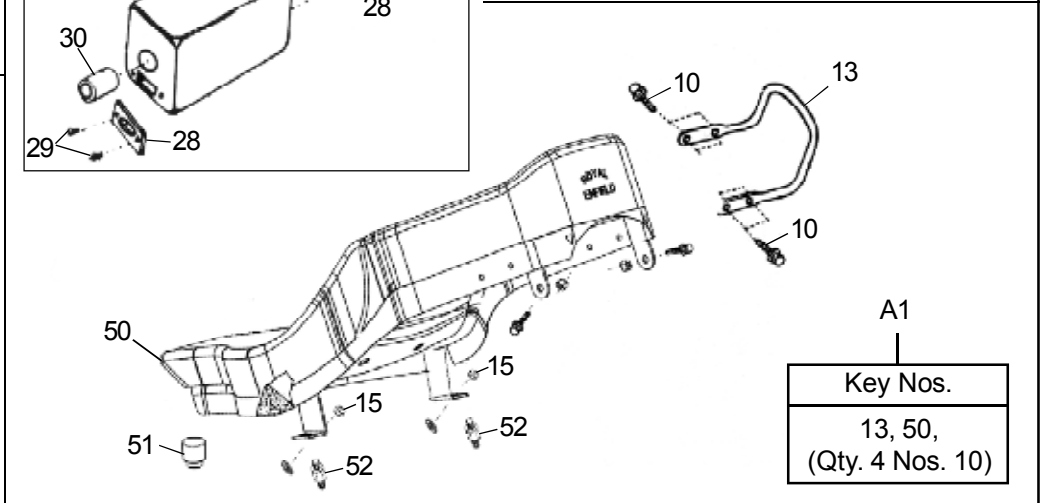
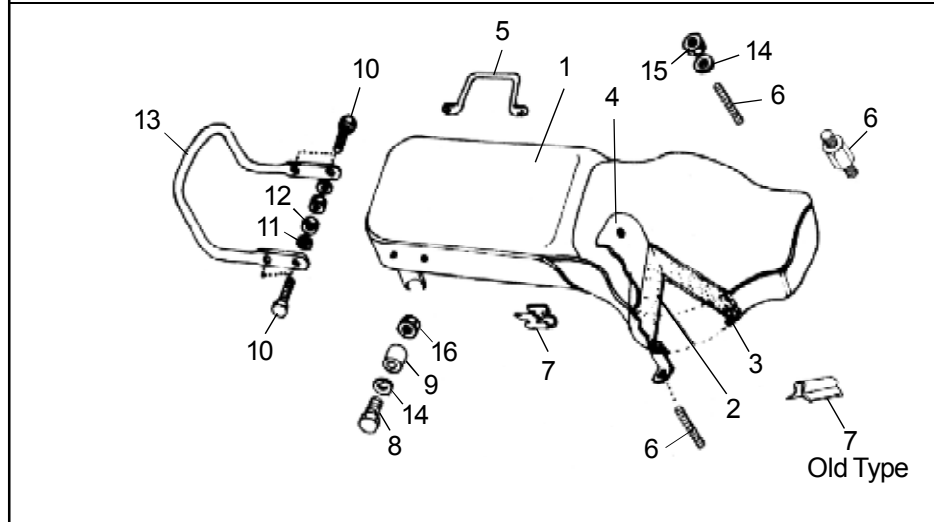
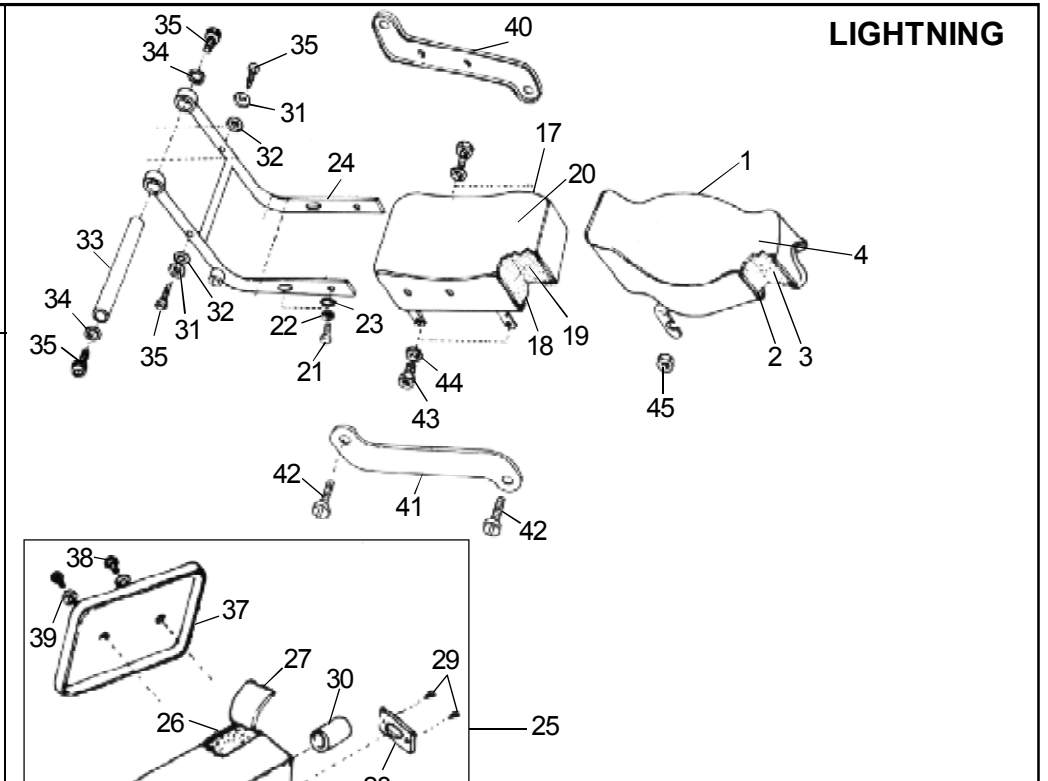
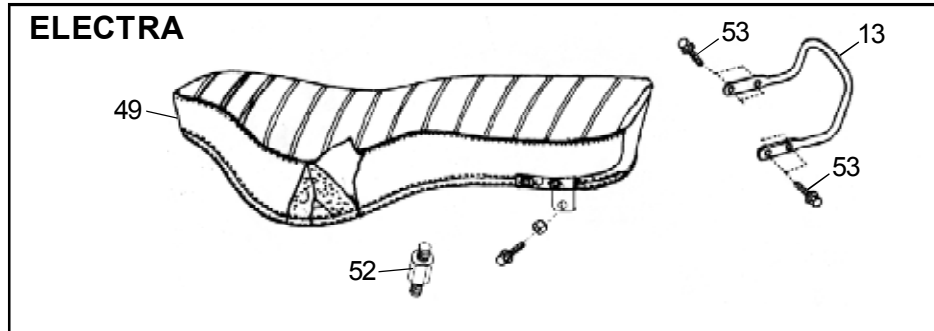
11-30 SEAT ASSEMBLY



11-30 SEAT ASSEMBLY

Key No.	Part Numbers		Description	Qty.	350								BU 500	Lightning			Bu Mach		T Bird		Remarks	MOQ	
	New	Old			Std	Dlx	Mac	Cam	Elec 4S		Elec 5S			500	500	535	535 ES	A350	A500	KS			ES
									KS	ES	KS	ES											
26			Cushion, Back rest (Citi Bike)	1								•	•	•					170260				
			Cushion, Back rest	1													•	•	521074/B	1			
27			Cover, Back rest (Citi Bike)	1								•	•	•					170297				
			Cover, Back rest	1													•	•	521126	1			
28			Stopper, Back rest, Black (Nylon)	1								•	•	•					170198/A				
29			Tapping screw	4								•	•	•					170218				
30			Guide bush (Nylon) - Pivot Rod	2								•	•	•					170199				
31	143407	586019/A	Single coil spring washer	2	•				•	•	•	•	•	•	•	•	•	•	SB-687				
32			Undulated washer	2								•	•	•					170267				
33			Pivot rod	1								•	•	•					170192/B				
34			Plain washer, Back rest pivot rod	2								•	•	•					170219				
35			Stopper pin, Back rest	2								•	•	•					170190				
36			M6x55 Socket Bolt	2								•	•	•					170294				
37		170405	Cover decor plate, Back rest	1								•	•	•					170217				
			Cover plate, Back rest Plated - Thunderbird	1													•	•	521073	1			
38	592286/A	124539/1	Slotted cheese head screw M5 x 10	2	•				•	•	•	•	•	•	•	•	•	•					
39	540078	142023	Punched Washer, B 5.5	2								•	•	•									
40	170211		Side decor LH	1								•	•	•									
41			Side decor RH	1								•	•	•					170212				
42	142894/3		Round head screw M6 x 10	4								•	•	•									
43	142258		Hex screw M8 x 16	4	•				•	•	•	•	•	•	•	•	•	•					
44	586036/A	140080/2	Plain Washer, M8	4	•				•	•	•	•	•	•	•	•	•	•					
	586036/A	140080/2	Plain Washer, M8	4	•				•	•	•	•	•	•	•	•	•	•	SB - 687				
45	140302/3	586057/A	Nut	2	•	•	•	•	•	•	•	•	•	•	•	•	•	•		20			
46	521086/A		Monogram, Back rest	1													•	•	SB-559	1			

11-30 SEAT ASSEMBLY



A1

Key Nos.
13, 50, (Qty. 4 Nos. 10)

11-40 CHAIN STAY AND SHOCK ASSEMBLY

<p>LH Drive System</p>	<p>Oldest Type - Non Adjustable</p>	<p>New Type - Adjustable Spring</p> <p>Adjuster Ring 'C' Spanner Type</p>									
<p>Min Cover</p>	<p>Older Type - Adjustable</p>	<p>Gas Filled Shock Absorbers</p>									
<p>A1</p> <table border="1"> <tr><td>Key Nos.</td></tr> <tr><td>3, Qty. 2 Nos. 4 & 5</td></tr> </table>	Key Nos.	3, Qty. 2 Nos. 4 & 5	<p>A2</p> <table border="1"> <tr><td>Key Nos.</td></tr> <tr><td>1, (Qty 2 Nos. 2)</td></tr> </table>	Key Nos.	1, (Qty 2 Nos. 2)	<p>A3</p> <table border="1"> <tr><td>Key Nos.</td></tr> <tr><td>7, (Qty. 2 Nos. 9 & 10), (Qty. 3 Nos. 8)</td></tr> </table>	Key Nos.	7, (Qty. 2 Nos. 9 & 10), (Qty. 3 Nos. 8)	<p>A4</p> <table border="1"> <tr><td>Key Nos.</td></tr> <tr><td>6, (Qty. 2 Nos. 9 & 10), (Qty. 3 Nos. 8)</td></tr> </table>	Key Nos.	6, (Qty. 2 Nos. 9 & 10), (Qty. 3 Nos. 8)
Key Nos.											
3, Qty. 2 Nos. 4 & 5											
Key Nos.											
1, (Qty 2 Nos. 2)											
Key Nos.											
7, (Qty. 2 Nos. 9 & 10), (Qty. 3 Nos. 8)											
Key Nos.											
6, (Qty. 2 Nos. 9 & 10), (Qty. 3 Nos. 8)											

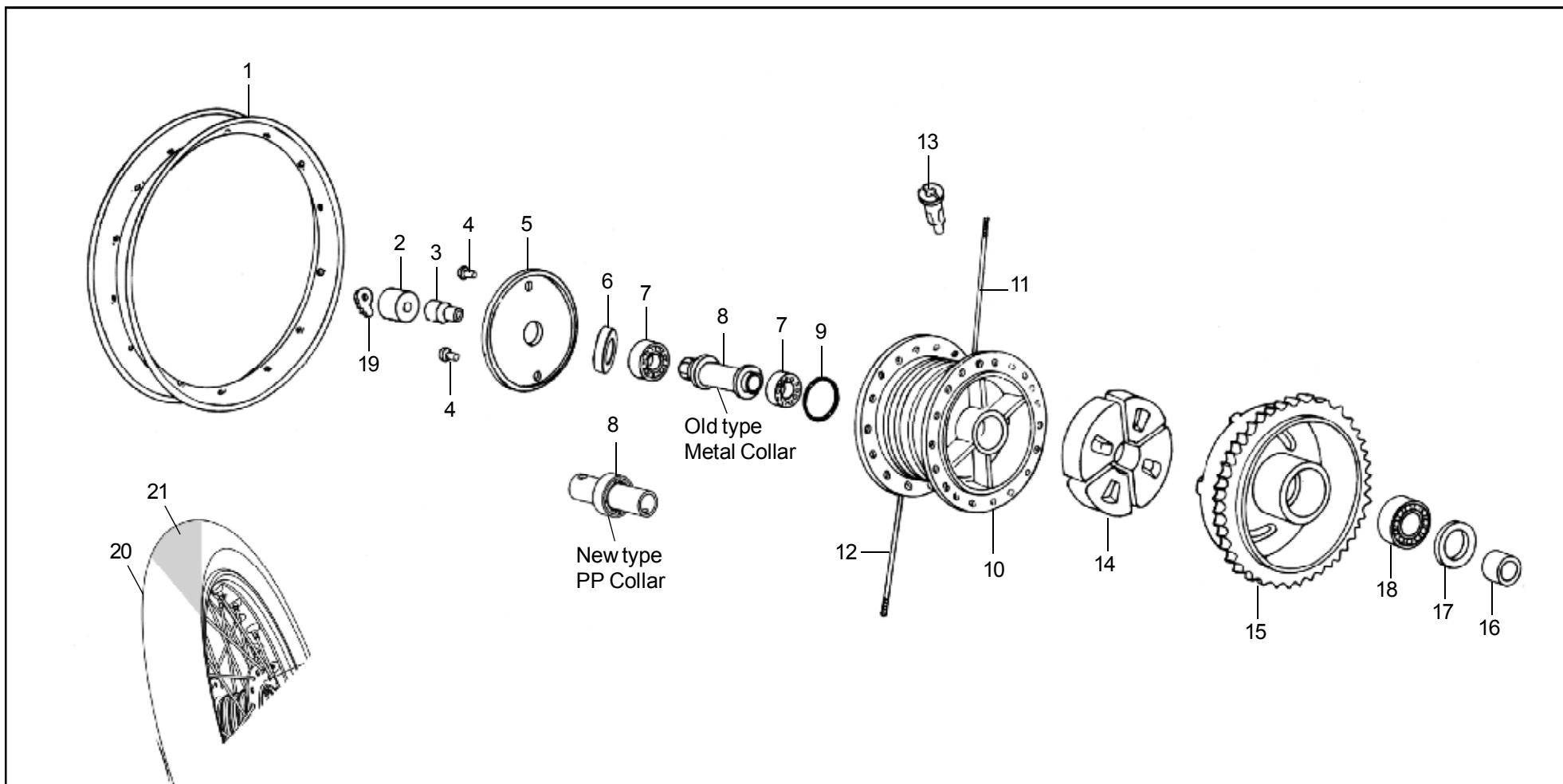
11-40 CHAIN STAY AND SHOCK ASSEMBLY

Key No.	Part Numbers		Description	Qty.	350								BU 500	Lightning			Bu Mach		T Bird		Remarks	MOQ	
	New	Old			Std	Dlx	Mac	Cam	Elec 4S		Elec 5S			500	500	535	535 ES	A350	A500	KS			ES
									KS	ES	KS	ES											
A1	597354		Chain stay stud kit	1	●	●	●	●	●			●	●	●	●					1			
A2	111721		Chain stay complete with bush	1	●	●	●	●	●			●	●	●	●					1			
	111721	145135/B	Chain stay complete with bush	1													●	●		1			
A3	888099		Bolt, Washer & Nut Kit, Rear Shocks LH	1	●				●	●	●	●				●	●	●	●	1			
A4	888098		Bolt, Washer & Nut Kit, Rear Shocks RH	1	●				●	●	●	●				●	●	●	●	1			
1	801228	111720	Chain stay complete	1					●	●	●	●				●	●		●	1			
2	110643/7		Bush	2	●	●	●	●	●	●	●	●	●	●	●	●	●	●	●	2			
3	111201		Stud 1/2" CEI x 9/12", Chain stay bearing	1	●	●	●	●	●			●	●	●	●	●		●	SB-252,				
	580347/D	145859/A	Flange bolt, 1/2X16TPIX235 Chain stay bearing	1	●	●	●	●	●	●	●	●	●	●	●	●	●	●	●	Alt. No. 580347/D, SB-252	1		
4	140306		Lock Washer, Internal teeth	2	●	●	●	●	●	●	●	●	●	●	●	●	●	●	●	Before April 2003	50		
	586008/A	145708/A	Washer, shake proof	1	●	●	●	●	●	●	●	●	●	●	●	●	●	●	●	SB - 687	14		
5	110220	111810	Nut, CEI 1/2" - Chain stay pivot	2	●	●	●	●	●	●	●	●	●	●	●	●	●		●	SB - 252			
	593050/C	142232	Nylock nut, chain stay pivot	1	●	●	●	●	●	●	●	●	●	●	●	●	●	●	●	SB - 687	10		
6	593110/B	170399/A	Hex Bolt 3/8" X 45 (LH Side Only)	2					●	●	●	●	●	●	●	●	●	●	●	SB - 286, 687	5		
			Hex Bolt	2														●	●	521197/A	5		
7	593113/B	111696/A	Hex Bolt 3/8" X 50 (RH Side Only)	2	●	●	●		●	●	●	●							●	SB - 687	1		
8	586018/A	140304/1	Plain Washer	6	●	●	●	●	●	●	●	●	●	●	●	●	●	●	●		50		
9	143407		Single coil spring lock washer	4	●	●	●	●	●	●	●	●	●	●	●	●	●	●	●		1		
10	140302/3	142181	Nyloc nut	4	●	●	●					●									20		
	170352/C	170352/A	Dome cap nut	4				●	●	●	●	●	●	●	●	●	●	●	●	SB - 687	6		
	140300		Hex. Nut, 3/8" CEI X (Inches)	1	●				●	●	●	●	●					●	●		20		
11	146202		"O" Ring big	1					●	●	●	●				●	●	●	●				
12	146201		Air hose valve	1					●	●	●	●				●	●	●	●				
13	146203		Screw for air valve	1					●	●	●	●				●	●	●	●				
14	146204		"O" Ring small	1					●	●	●	●				●	●	●	●				
15	146205		Screw - small	1					●	●	●	●				●	●	●	●				

11-40 CHAIN STAY AND SHOCK ASSEMBLY

<p>LH Drive System</p>	<p>Oldest Type - Non Adjustable</p>	<p>New Type - Adjustable Spring</p> <p>Adjuster Ring 'C' Spanner Type</p>									
<p>Min Cover</p>	<p>Older Type - Adjustable</p>	<p>Gas Filled Shock Absorbers</p>									
<p>A1</p> <table border="1"> <tr><td>Key Nos.</td></tr> <tr><td>3, Qty. 2 Nos. 4 & 5</td></tr> </table>	Key Nos.	3, Qty. 2 Nos. 4 & 5	<p>A2</p> <table border="1"> <tr><td>Key Nos.</td></tr> <tr><td>1, (Qty 2 Nos. 2)</td></tr> </table>	Key Nos.	1, (Qty 2 Nos. 2)	<p>A3</p> <table border="1"> <tr><td>Key Nos.</td></tr> <tr><td>7, (Qty. 2 Nos. 9 & 10), (Qty. 3 Nos. 8)</td></tr> </table>	Key Nos.	7, (Qty. 2 Nos. 9 & 10), (Qty. 3 Nos. 8)	<p>A4</p> <table border="1"> <tr><td>Key Nos.</td></tr> <tr><td>6, (Qty. 2 Nos. 9 & 10), (Qty. 3 Nos. 8)</td></tr> </table>	Key Nos.	6, (Qty. 2 Nos. 9 & 10), (Qty. 3 Nos. 8)
Key Nos.											
3, Qty. 2 Nos. 4 & 5											
Key Nos.											
1, (Qty 2 Nos. 2)											
Key Nos.											
7, (Qty. 2 Nos. 9 & 10), (Qty. 3 Nos. 8)											
Key Nos.											
6, (Qty. 2 Nos. 9 & 10), (Qty. 3 Nos. 8)											

12-10 REAR WHEEL & HUB ASSEMBLY



A1

Key Nos.
All in group 10-20 and 11-20 except 24&25

A2

Key Nos.
All in group 10-20 except 1,11,12,13 and all in group 11-20 except 24 & 25

A3

Key Nos.
6,7 (2 Nos) 9,17,18

A4

Key Nos.
20 & 21

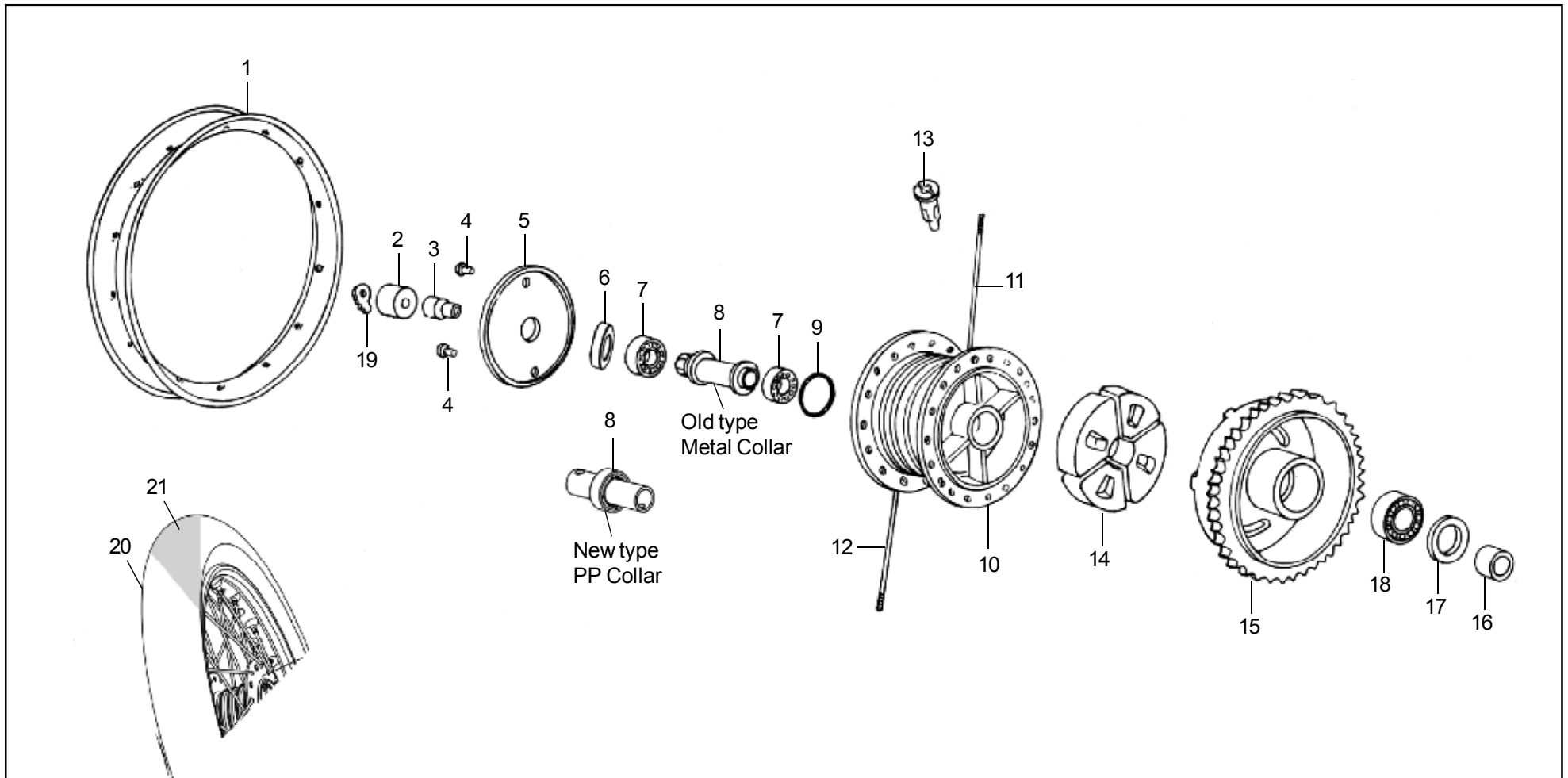
A5

Key Nos.
(Qty. 20 Nos. 11 & 12) (Qty. 40 Nos.13)

A6

Key Nos.
6, 9, 17 & 18, (Qty. 2 Nos. 7)

12-10 REAR WHEEL & HUB ASSEMBLY



Old type
Metal Collar

New type
PP Collar

A1

Key Nos.
All in group 10-20 and 11-20 except 24&25

A2

Key Nos.
All in group 10-20 except 1,11,12,13 and all in group 11-20 except 24 & 25

A3

Key Nos.
6,7 (2 Nos) 9,17,18

A4

Key Nos.
20 & 21

A5

Key Nos.
(Qty. 20 Nos. 11 & 12) (Qty. 40 Nos.13)

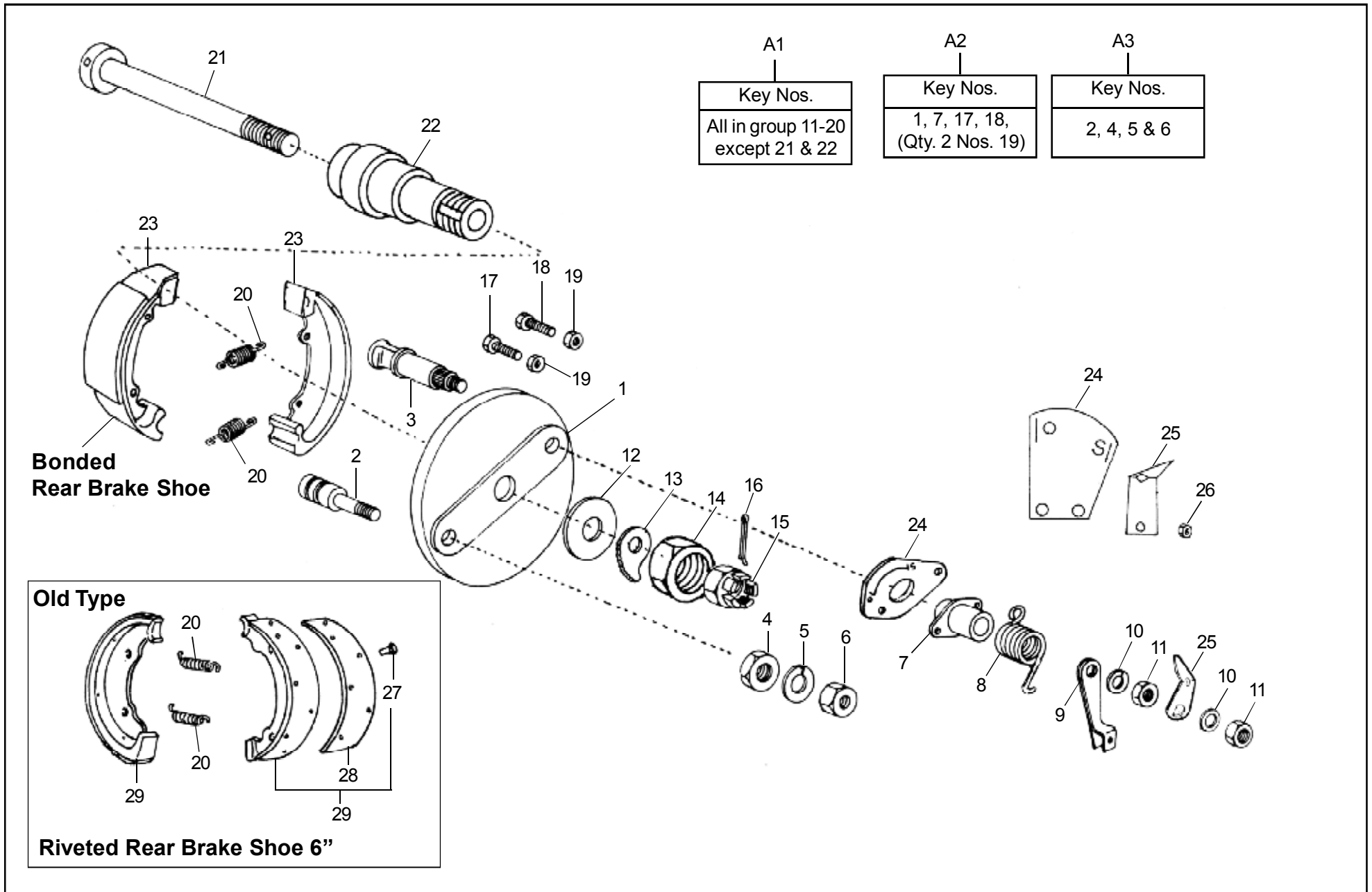
A6

Key Nos.
6, 9, 17 & 18, (Qty. 2 Nos. 7)

12-10 REAR WHEEL & HUB ASSEMBLY

Key No.	Part Numbers		Description	Qty.	350								BU 500	Lightning			Bu Mach		T Bird		Remarks	MOQ	
	New	Old			Std	Dlx	Mac	Cam	Elec 4S		Elec 5S			500	500	535	535 ES	A350	A500	KS			ES
									KS	ES	KS	ES											
8	141105/C		Rear hub spacer assembly - Metal collar - Old Type	1	●														SB - 328	1			
	146499/B	146499/A	Rear hub spacer assembly - PP collar (new type)	1	●	●	●	●	●	●	●	●	●	●	●	●	●	●			1		
9	146256/A		"O" Ring Rear hub	1	●	●	●	●	●	●	●	●	●	●	●	●	●	●	SB - 319	40			
	141110		'O' Ring	1	●	●	●	●	●	●	●	●	●	●	●	●	●	●	SB - 319	40			
10	RAT00026/A	804006	Hub Rear 6" Silver	1	●	●	●	●	●	●	●	●	●	●	●	●	●	●	SB - 319	1			
			Centre Hub Rear Silver Ash	1				●	●	●	●							●	804034	1			
11	141135		Spokes, Inner	20	●	●	●	●	●	●	●	●	●	●	●	●	●	●		20			
	146950/A	143790	Rear wheel spokes (inner) yellow	20															Stainless steel	20			
	146950/A		Rear wheel spokes (inner)	20												●				20			
12	141136		Spokes, Outer	20	●	●	●	●	●	●	●	●	●	●	●	●	●	●		20			
	146951/A	143792	Rear wheel spokes (outer) Grn																Stainless steel	20			
	146951/A		Rear wheel spokes (outer)	20												●				20			
13	110349		Nipple	40	●	●	●	●	●	●	●	●	●	●	●	●	●	●		40			
	143885		Brass Nipples	40												●				40			
14	144471/A		Cush rubber	4	●	●	●	●	●	●	●	●	●	●	●	●	●	●		4			
15	801479	801041	Sprocket drum	1	●	●	●	●	●	●	●	●	●	●	●	●	●	●	SB - 319	1			
16	141115/C		Distance collar (Distance Piece)	1	●	●	●	●	●	●	●	●	●	●	●	●	●	●	SB - 664	5			
17	141113/1		Grease seal	1	●	●	●	●	●	●	●	●	●	●	●	●	●	●		10			
18	145553/B	141112	Bearing 6005 C3	1	●	●	●	●				●	●	●					Before July 2002				
	145553/B	141112	Bearing, Rubber sealed double side 6005 RS2-CN, 25 x 47 x 12	1	●	●	●	●	●	●	●	●	●	●	●	●	●	●	After July 2002, SB-212	1			
19	1040296/A	144386/A	Adjuster (Drum Side)	1	●	●	●	●	●	●	●	●	●	●	●	●	●	●	Alt. No. 593142/B, SB-687	4			
	1040296/A	593142/B	Adjuster (Drum Side)	1	●	●	●	●	●	●	●	●	●	●	●	●	●	●		4			
			Adjuster (Drum Side)	1	●														141126				
20	888049	110279	Rear Tyre Studded 3.25 X 19"	1	●	●	●	●	●	●	●	●	●	●	●				Served in Kit, Ref. A4 SB - 272	1			
	141768		Rear Tyre Studded 3.50 X 19"	1								●	●	●	●		●	●	Served in Kit, Ref. A4	1			
21	110280/A	110280	Rear Tube 3.25 X 19"	1	●	●	●	●	●	●	●	●	●	●	●	●	●	●	Served in Kit, Ref. A4	1			
	141769		Rear Tube 3.50 X 19"	1								●	●	●	●	●	●	●	Served in Kit, Ref. A4	1			

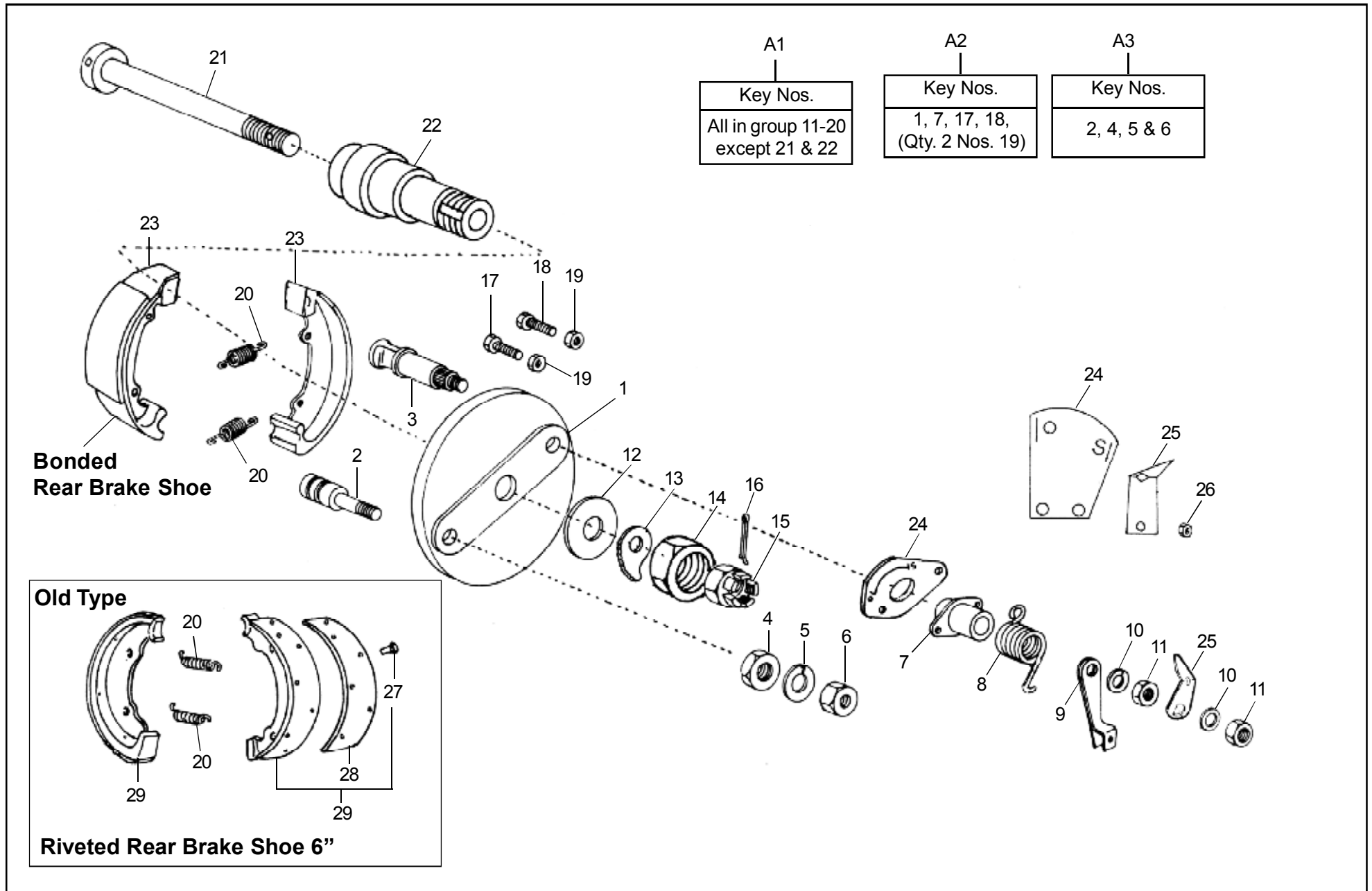
12-20 REAR BRAKE SYSTEM (DRUM)



12-20 REAR BRAKE SYSTEM (DRUM)

Key No.	Part Numbers		Description	Qty.	350								BU 500	Lightning			Bu Mach		T Bird		Remarks	MOQ	
	New	Old			Std	Dlx	Mac	Cam	Elec 4S		Elec 5S			500	500	535	535 ES	A350	A500	KS			ES
									KS	ES	KS	ES											
A1		145910/A	Cover plate assy LH Drive	1	●	●	●	●	●			●	●	●	●	●			801354, SB-246	1			
A2	867110	888122	Cover plate assy with bush sub assy kit	1	●	●	●	●	●	●	●	●	●	●	●	●	●	●		1			
A3	888305		Brake shoe pin and nut kit (Metric)	1	●	●	●	●	●	●	●	●	●	●	●	●	●	●	> Jan 2006	1			
1	867110	801540	Cover plate, Rear Brake Black	1	●	●	●	●	●	●	●						●	●	>Jan 2003, Ref.A2	1			
			Cover Plate Rear Brake Citi - Plated	1								●	●	●					170104, Before Jan 2003				
	867110	801042	Rear Cover plate, Black	1												●	●		801355, Ref.A2				
			Rear Cover plate, Black	1	●														141116/A				
2	110283/B		Pin anchor	1	●	●	●	●	●	●	●	●	●	●	●	●	●	●		4			
	593076/C	145131/B	Shoe Pin, Rear Brake (Metric)	1												●	●			1			
3			Operating cam - Rear	1	●	●	●	●				●				●			SB-428, 153654	1			
	593075/D	593074/C	Operating cam (for wear indicator)	1								●	●	●			●		LTD, Alt. No. 593075/C SB - 687				
	593075/D	593075/C	Operating cam (for wear indicator)	1								●	●	●			●						
	593075/D	143042/B	Operating cam - Rear (with 143039)	1					●	●	●	●					●	●	SB - 687				
	593075/D	147151/A	Operating cam - Rear (with 143039)	1	●	●	●	●	●	●	●	●				●	●	●	●	SB - 687	1		
4	110284		Lock nut (Inches)	1	●	●	●	●	●	●	●	●	●	●	●	●	●	●		20			
			Hex thin Lock Nut 7/16" CEI-Rr Br Shoe Pin	1	●				●	●	●	●				●	●	●	145132				
	580310/A		Lock nut (Metic)	1	●	●	●	●	●	●	●	●	●	●	●	●	●	●	> 2008	20			
5	586040/A	110366/3	Washer	1	●	●	●	●	●	●	●	●	●	●	●	●	●	●	SB-269, 613, 687	1			
			Plain washer	1												●	●		145149/A				
6	110365	140380	Hex. Nut, 7/16" CEI - Old type	1	●	●	●	●	●	●	●	●	●	●	●	●	●	●		14			
	586028/A		Hexagonal Nut M12 X 1.5 X 10, new type	1	●	●	●	●	●	●	●	●	●	●	●	●	●	●	SB - 687	14			
7	801040	110309	Cam bush - Black	1	●	●	●	●	●	●	●	●	●	●	●	●	●	●	SB-177, 801225	1			
8			Spring, Brake lever return	1	●	●	●	●				●	●	●	●	●			110308/B < May 1998				
	801039		Spring, Brake lever return	1	●	●	●	●	●	●	●	●	●	●	●	●	●	●	After May 1998	10			
			Spring, Brake lever return	1												●	●		801517				

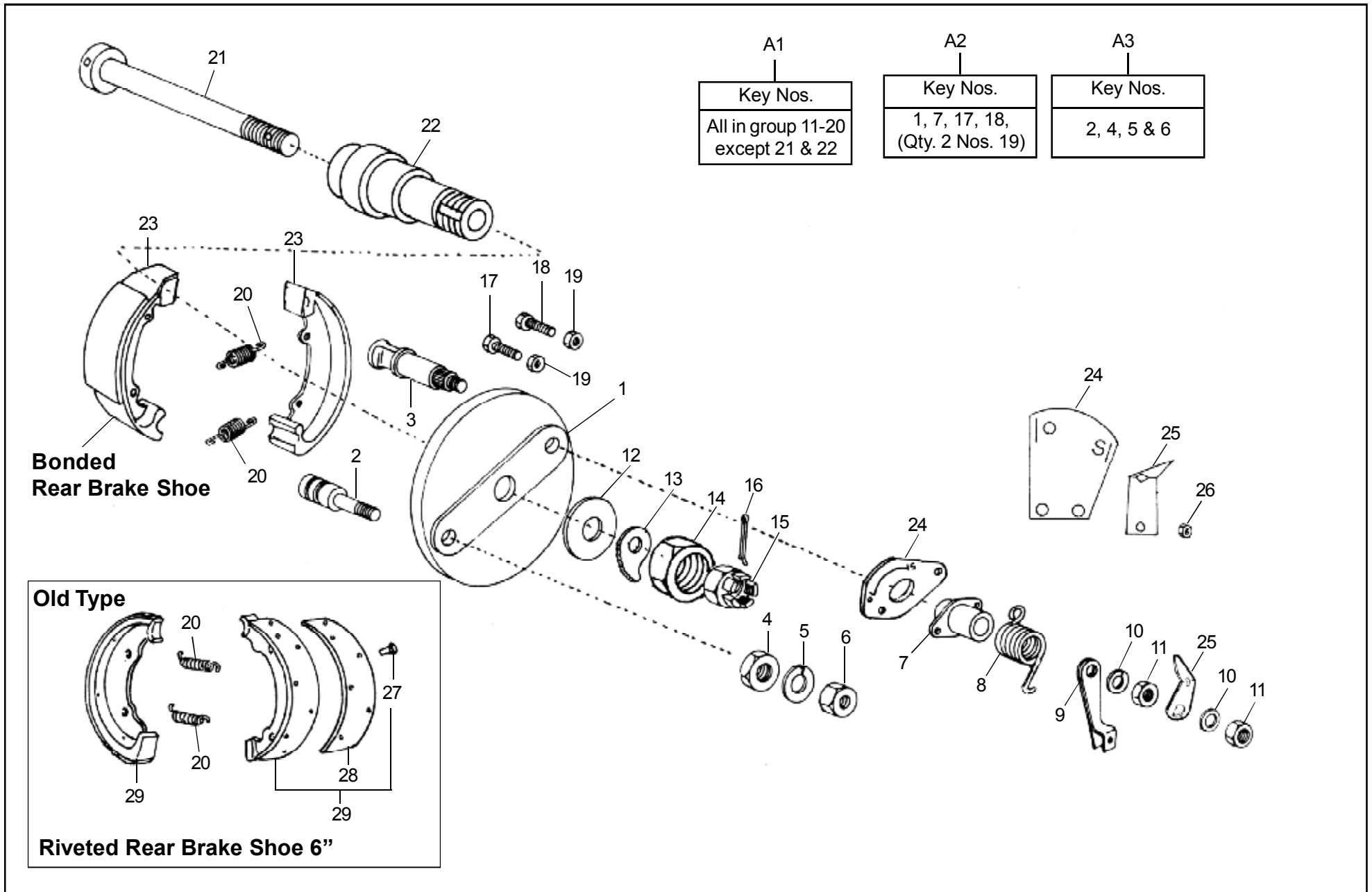
12-20 REAR BRAKE SYSTEM (DRUM)



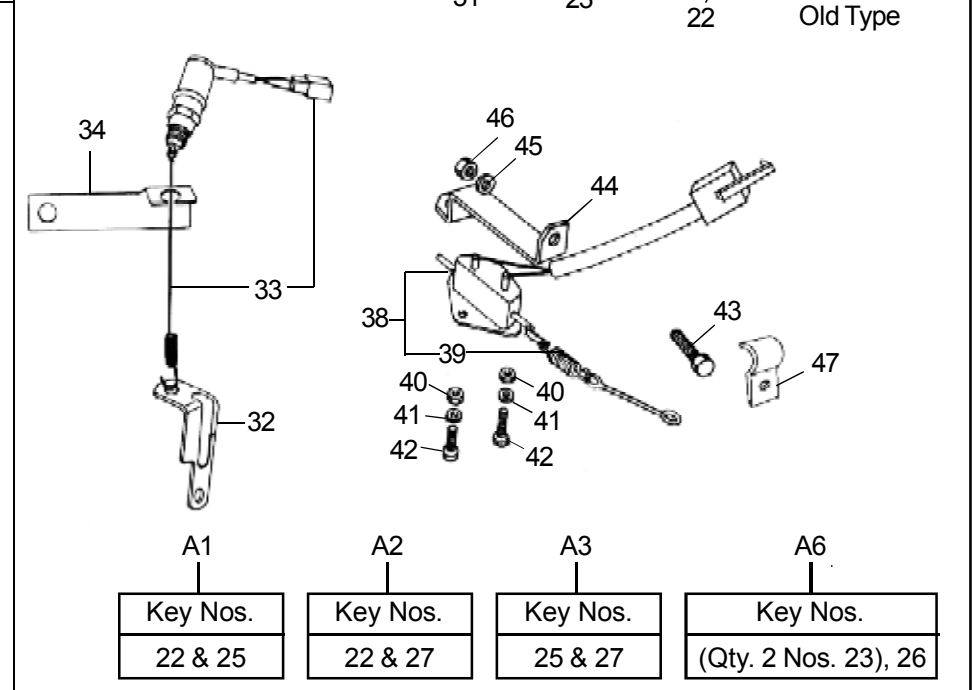
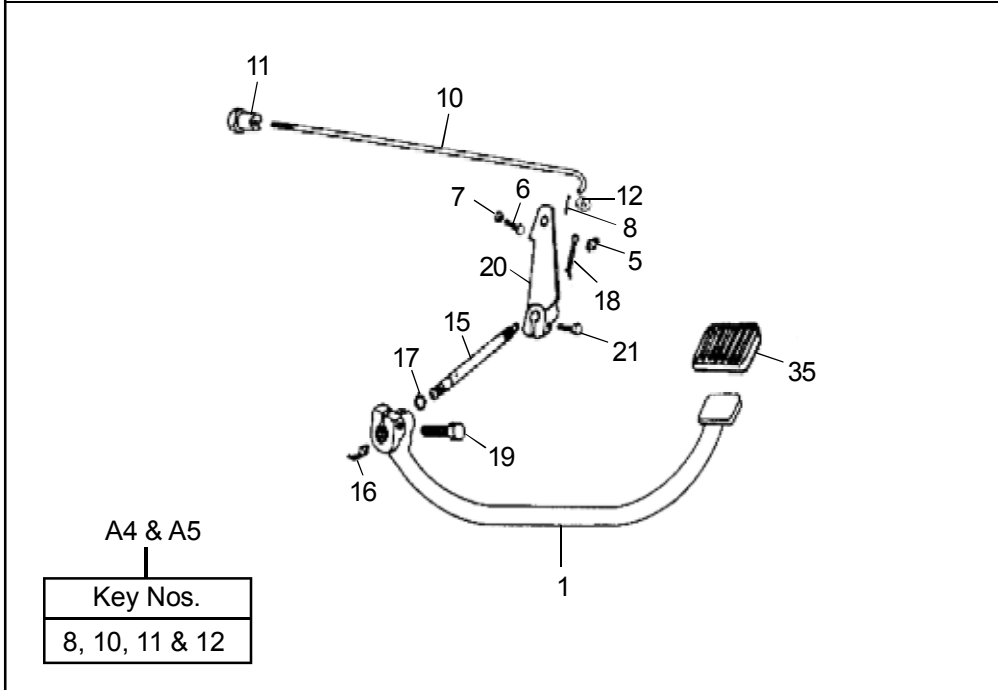
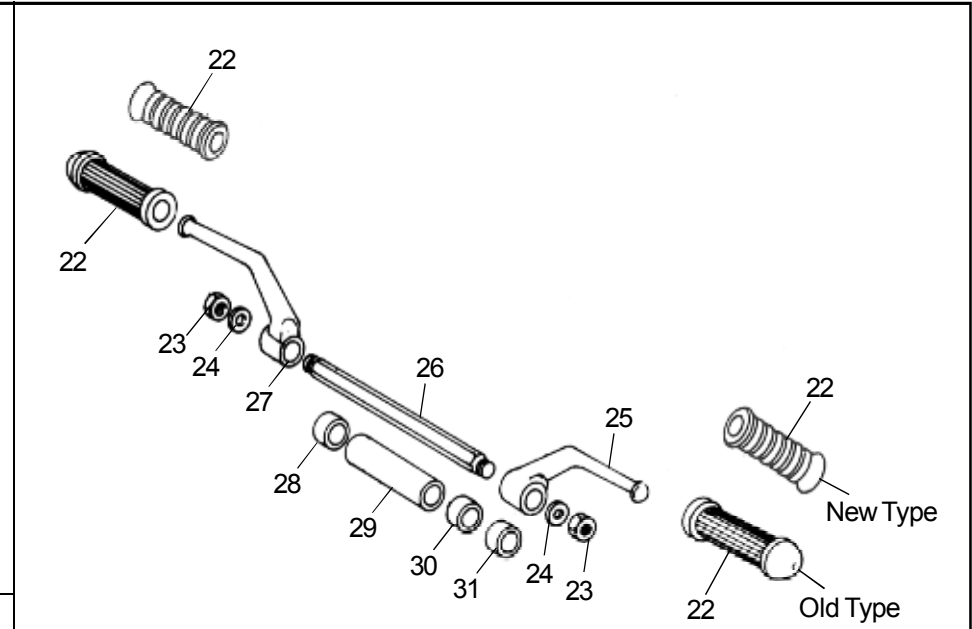
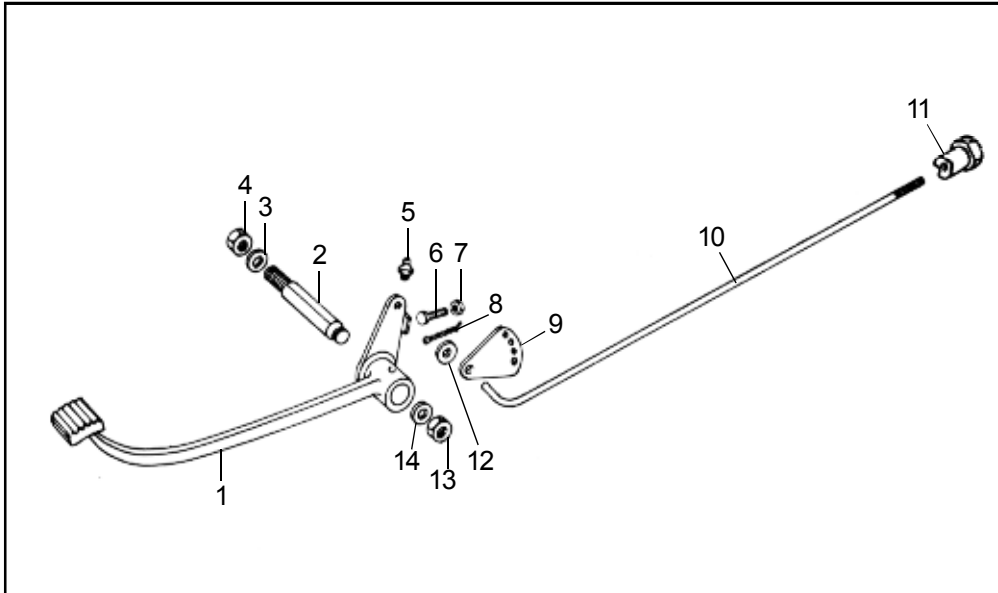
12-20 REAR BRAKE SYSTEM (DRUM)

Key No.	Part Numbers		Description	Qty.	350								BU 500	Lightning			Bu Mach		T Bird		Remarks	MOQ	
	New	Old			Std	Dlx	Mac	Cam	Elec 4S		Elec 5S			500	500	535	535 ES	A350	A500	KS			ES
									KS	ES	KS	ES											
9	110287/8		Lever operating cam - Rear brake	1	●	●	●	●	●	●	●	●				●	●						
	143139		Lever operating cam - R/BK Plated	1					●	●	●	●		●	●	●			●	●			
10	140376/2		Single Coil Spring Lock Washer	2	●	●	●	●	●	●	●	●	●	●	●	●	●	●	●				
11	586027/A	140384	Nut, 7/16" CEI	1	●	●	●	●	●	●	●	●				●	●			Without wear indicator			
	586027/A	140384	Nut, 7/16" CEI	2									●	●	●			●	●	Wear indicator model			
12	141130/B		Distance collar	1	●	●	●	●	●	●	●	●	●	●	●	●	●	●	●				
13	593143/C	144387/A	Adjuster (QD wheel side)	1	●	●	●	●	●	●	●	●	●	●	●	●	●	●	●	SB - 687			
			Adjuster (QD wheel side)	1	●															141125			
14	586009/A	141127/4	Nut, Spindle short	1	●	●	●	●	●	●	●	●	●	●	●	●	●	●	●	SB - 687			
15	586085/A	586010/A	Castle nut	1	●	●	●	●	●	●	●	●	●	●	●	●	●	●	●	SB - 687			
16	586012/A	141129/1	Split pin	1	●	●	●	●	●	●	●	●	●	●	●	●	●	●	●	SB - 687			
17	570892/B	145090	Hex. Screw M6 x 16 GR 8.8	1	●	●	●	●	●	●	●	●	●	●	●	●	●	●	●	SB-177, After April 2001			
18	145089/B	110282/A	Screw	1	●	●	●	●	●	●	●	●	●	●	●	●	●	●	●	SB-177, After April 2001			
19	140369/1		Hex. nut 1/4" CEI	2	●	●	●	●	●	●	●	●	●	●	●	●	●	●	●				
	145091	140369/1	Nut	2	●	●	●	●	●	●	●	●	●	●	●	●	●	●	●				
20	147150/B	124313/A	Brake Shoe Spring	2	●	●	●	●	●	●	●	●	●	●	●	●	●	●	●	SB - 429, SB - 656			
21	141108/A		Spindle, Rear hub, Long	1	●	●	●	●	●	●	●	●	●	●	●	●	●	●	●				
22	586011/A	141114/B	Spindle, Short	1	●	●	●	●	●	●	●	●	●	●	●	●	●	●	●	SB - 618, 687			
23	888337	144570/D	Brake shoe assembly	2	●	●	●	●	●	●	●	●	●	●	●	●	●	●	●	SB - 618 Before/After Jan 2003			
	144274/B	144274/1	6" Brake shoe (Bonded, Non asbestos)	2	●	●	●	●	●	●	●	●	●	●	●	●	●	●	●	> 2007			
24			Plate, Wear indicator	1									●	●	●					145909/A, SB-246			
	143040/C		Plate, Wear indicator	1														●	●	After Jan 2003			
25	143038/C		Wear indicator	1									●	●	●			●	●				
	143041		Wear indicator	1														●	●				

12-20 REAR BRAKE SYSTEM (DRUM)



12-30 BRAKE PEDAL AND FOOT RESTS (FRONT)



A4 & A5

Key Nos.
8, 10, 11 & 12

A1

Key Nos.
22 & 25

A2

Key Nos.
22 & 27

A3

Key Nos.
25 & 27

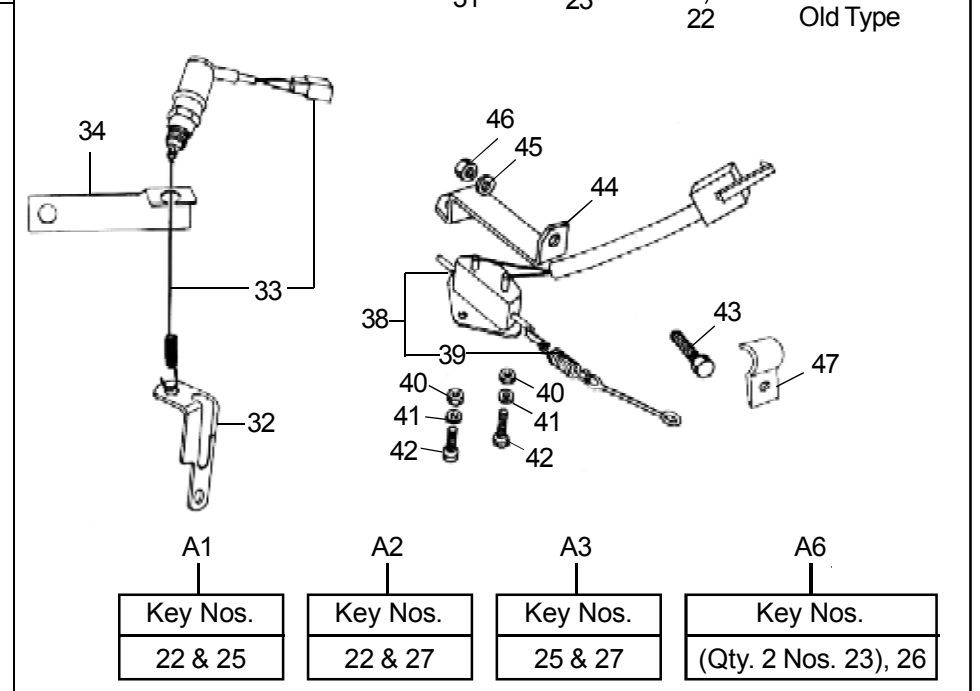
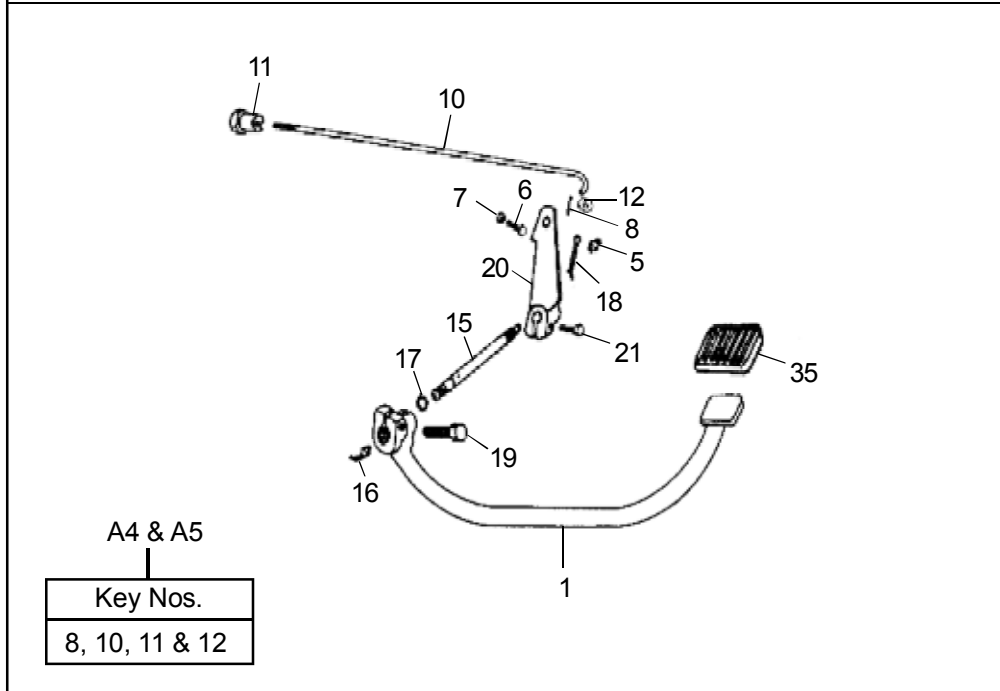
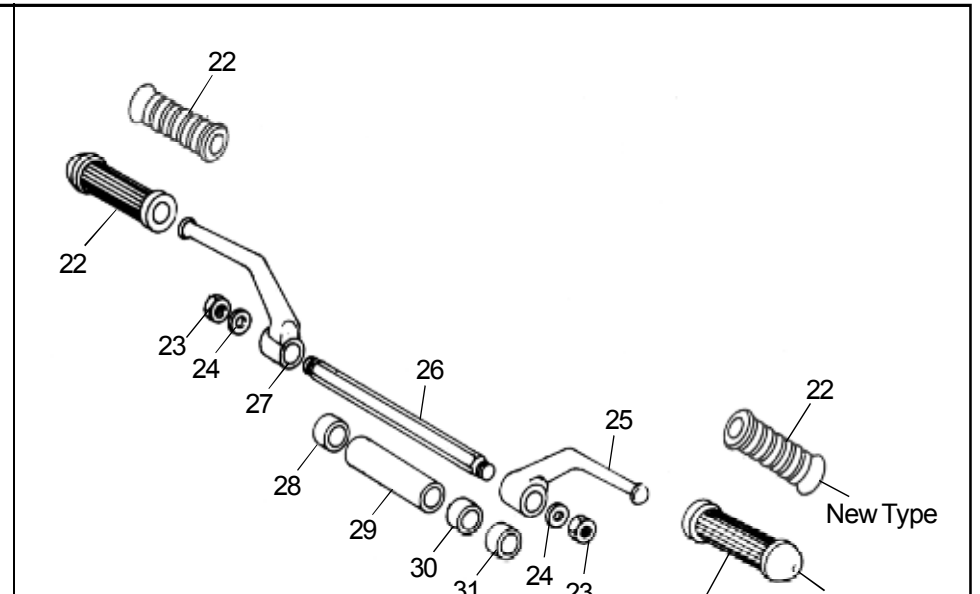
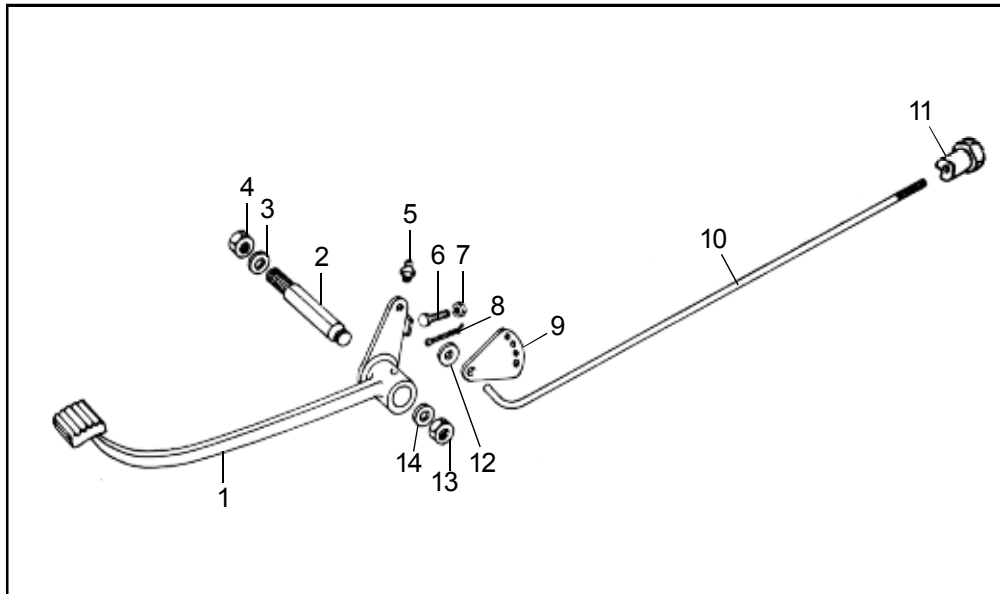
A6

Key Nos.
(Qty. 2 Nos. 23), 26

12-30 BRAKE PEDAL AND FOOT RESTS (FRONT)

Key No.	Part Numbers		Description	Qty.	350								BU 500	Lightning			Bu Mach		T Bird		Remarks	MOQ
	New	Old			Std	DLx	Mac	Cam	Elec 4S KS	ES	Elec 5S KS	ES		500	500	535	535 ES	A350	A500	KS		
			Foot Rest Assembly LH	1						•	•					•	•	•	•	147393/A SB-488, 530	1	
A1	146321/C		Foot Rest Assembly LH	1						•	•					•	•			SB - 530	1	
	146321/C	147392/B	Foot rest assembly - LH (4S)	1	•				•	•										SB - 488	1	
A2	146320/C	147391/B	Foot Rest Assembly RH	1	•				•	•	•	•	•			•	•	•	•	SB - 488, 530	1	
	146320/C		Foot Rest Assembly RH	1						•	•					•	•			SB - 530	1	
A3	597121		Foot Rest Kit	1	•	•	•	•	•	•	•	•	•									
A4			Rear Brake Rod Kit (RH Type)	1						•	•					•	•	•	•	5 Speed GB	1	
A5			Rear Brake Rod Kit (LH Type)	1	•				•	•										4 Speed GB	1	
A6	597111		Foot Rest Bar Kit	1	•	•	•	•				•	•	•	•	•	•	•	•		1	
	597374		Foot Rest Bar Kit Electra 2004	1					•	•	•	•									1	
1	801031		Brake pedal	1	•	•						•									1	
	111375/A		Rear Brake pedal - Plated 4 SP DLX	1			•	•	•			•	•	•	•	•					1	
	801031	146097/A	Brake pedal	1					•	•											1	
	521130/C	521130/A	Rear Brake pedal - Plated	1					•	•	•	•						•	•		1	
	113018/3		Brake pedal	1												•	•				1	
2	110300		Stud brake pedal fulcrum Ø 7/16" x 26 TPI (Inches)	1	•	•	•	•	•			•	•	•	•	•				SB - 252	4	
	145889/A		Stud fulcrum brake pedal (Metric)	1	•	•	•	•	•			•	•	•	•	•					4	
	146098/A		Stud fulcrum brake pedal (Metric) - 85L	1	•	•	•	•	•			•	•	•	•	•					4	
3	140305		Washer	1	•	•	•	•	•	•	•	•	•	•	•	•		•	•	SB-252, Ref. Key No. 4	50	
4			Nut, 7/16" CEI	1	•	•	•	•	•	•	•	•	•	•	•	•	•	•	•	140384, SB-252	14	
5	113049/2	113049	Grease nipple AM 6 x 1	2	•	•	•	•	•	•	•	•	•	•	•	•	•	•	•	SB - 500		
	113072/A		Grease nipple BM 6 x 1	2	•	•	•	•	•	•	•	•	•	•	•	•	•	•	•			
6	586042/A	111846	Hex. Screw M6 x 20, Pedal height adjusting	1	•	•	•	•	•	•	•	•	•	•	•	•	•	•	•	LTD		
	586049/A	143657	Slotted Cheese Head Screw, Pedal height adjusting	1	•				•	•	•	•				•	•				40	
	586049/A	143657	Screw, Pedal height adjusting	1	•				•	•	•	•				•	•			SB - 687	40	

12-30 BRAKE PEDAL AND FOOT RESTS (FRONT)



A4 & A5
Key Nos.
8, 10, 11 & 12

A1
Key Nos.
22 & 25

A2
Key Nos.
22 & 27

A3
Key Nos.
25 & 27

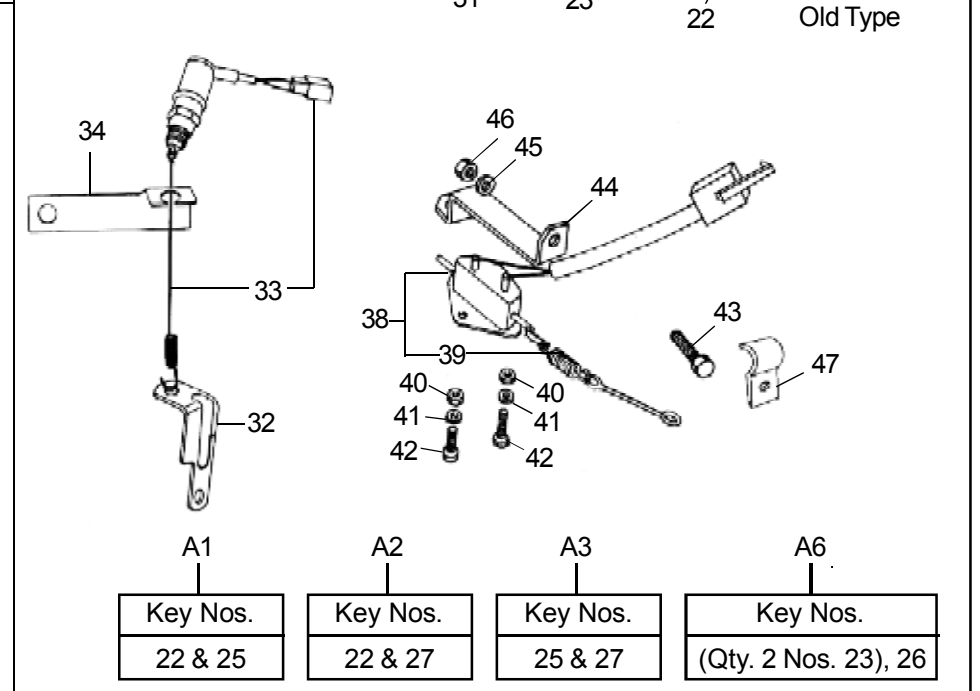
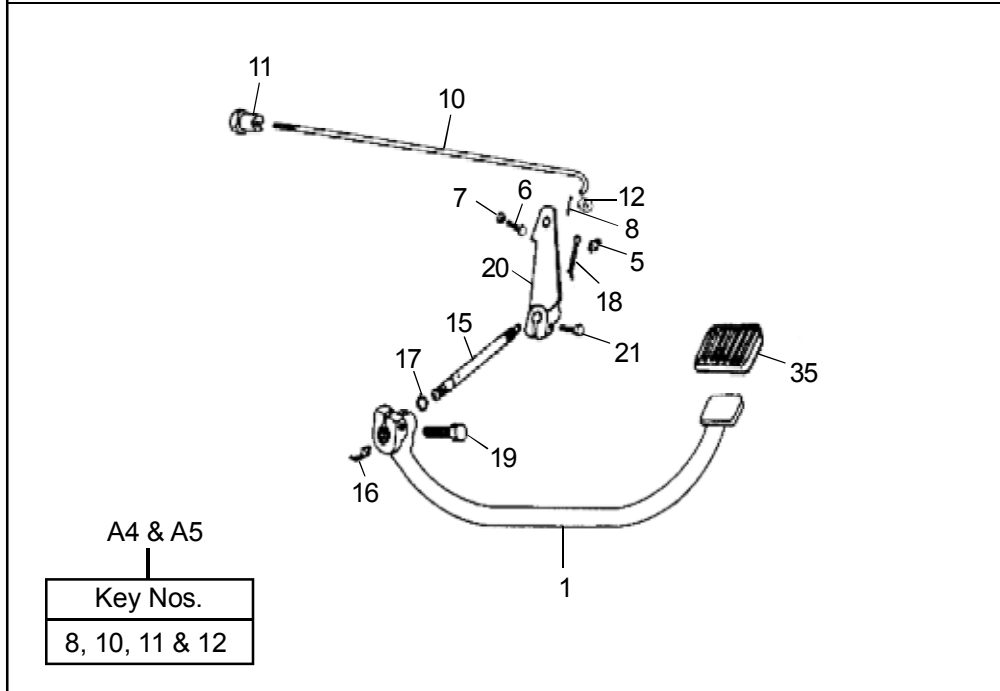
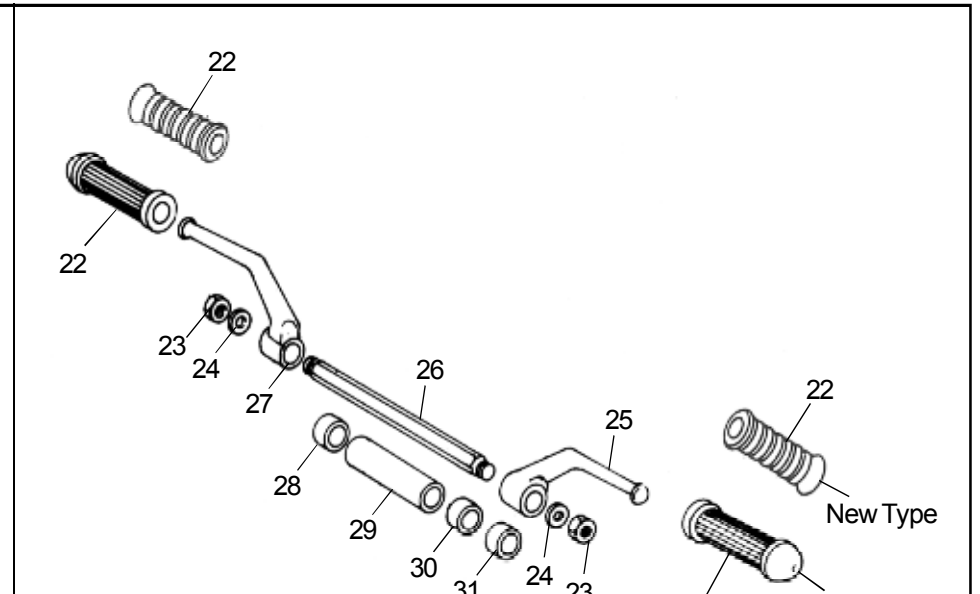
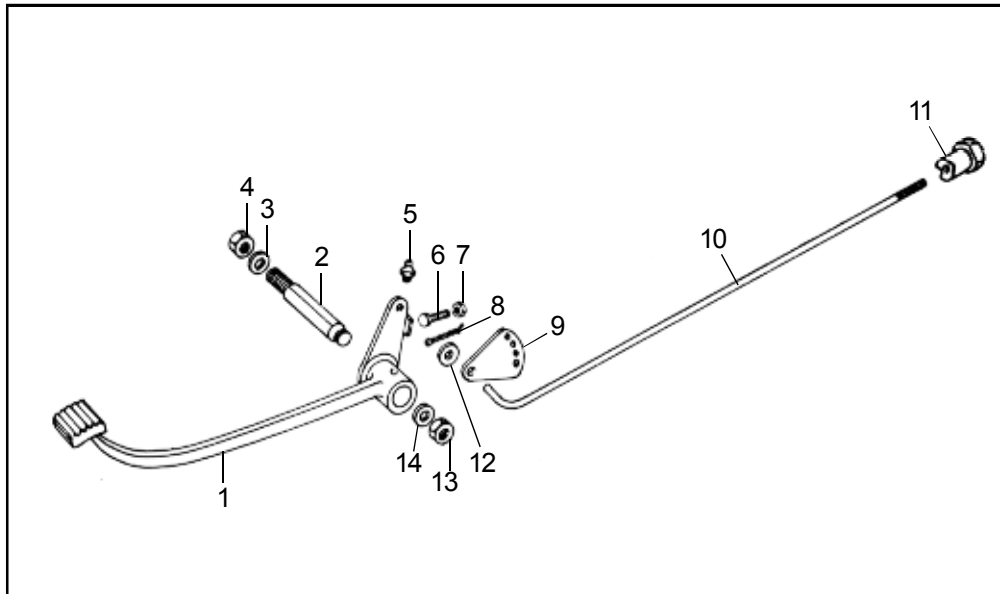
A6
Key Nos.
(Qty. 2 Nos. 23), 26

New Type
Old Type

12-30 BRAKE PEDAL AND FOOT RESTS (FRONT)

Key No.	Part Numbers		Description	Qty.	350								BU 500	Lightning			Bu Mach		T Bird		Remarks	MOQ
	New	Old			Std	Dlx	Mac	Cam	Elec 4S KS	ES	Elec 5S KS	ES		500	500	535	535 ES	A350	A500	KS		
7	586029/A	141060	Hexagonal Nut M6 x 1 (Metric)	1	●	●	●	●	●	●	●	●	●	●	●	●	●	●	●	SB - 049	40	
8	586045/A	110298/2	Split pin	1	●	●	●	●	●	●	●	●	●	●	●	●	●	●	●	SB - 500	50	
	586045/A	110298/2	Split pin	1	●	●	●	●	●	●	●	●	●	●	●	●	●	●	●	SB - 500, SB - 687	50	
9	110170		Tag plate	1	●	●	●	●	●	●	●	●	●	●	●	●	●	●	●		1	
10			Rear Brake rod	1	●														110297	1		
	144008/C	144008/D	Brake rod	1	●	●	●	●	●	●	●	●	●	●	●						1	
	521166/A		Brake rod	1													●	●	SB - 311			
	540112/A		Brake rod	1					●	●	●	●			●	●	●	●	SB - 311	2		
11	586077/A	144009/C	Nut, Rear brake adjuster	1	●	●	●	●	●	●	●	●	●	●	●	●	●	●	●	SB - 687	10	
	140544		Nut, Rear brake adjuster (Inches)	1	●	●	●	●	●	●	●	●	●	●	●	●	●	●	●		10	
12	140206/5	140206	Washer	1	●	●	●	●	●	●	●	●	●	●	●	●	●	●	●		50	
13	140302/3	586057/A	Nut	1	●	●	●	●	●	●	●	●	●	●	●	●	●	●	●		1	
14	586033/A	140293	Plain Washer, M10	1	●	●	●	●	●	●	●	●	●	●	●	●	●	●	●		1	
	586033/A	140293	Plain Washer, M10	1	●	●	●	●	●	●	●	●	●	●	●	●	●	●	●	SB - 687	1	
			Plain Washer - Brake Pedal	1											●	●	●	●	147590/A, SB - 078, 500			
15	113027/D	113027/B	Brake spindle	1					●	●	●	●			●	●	●	●	SB - 500	1		
16	113072/A		Grease nipple BM 6 x 1	1					●	●	●	●			●	●	●	●	SB - 500			
17	113028		Plain washer, M6	1					●	●	●	●			●	●	●	●	SB - 078, 500	1		
18	113030/5	113030	Split pin 1.6 x 25	1					●	●	●	●			●	●	●	●	SB - 078, 500	1		
19	586049/A	143657	Hex screw M6 x 35	1	●				●	●	●	●	●		●	●	●	●		40		
	586049/A	143657	Hex screw M6 x 35	1	●				●	●	●	●	●		●	●	●	●	SB - 687	40		
20	113089/C		Lever assy	1					●	●	●	●			●	●	●	●		1		
21			Hex screw M8 x 1 x 25	1					●	●	●	●			●	●	●	●	113086	1		

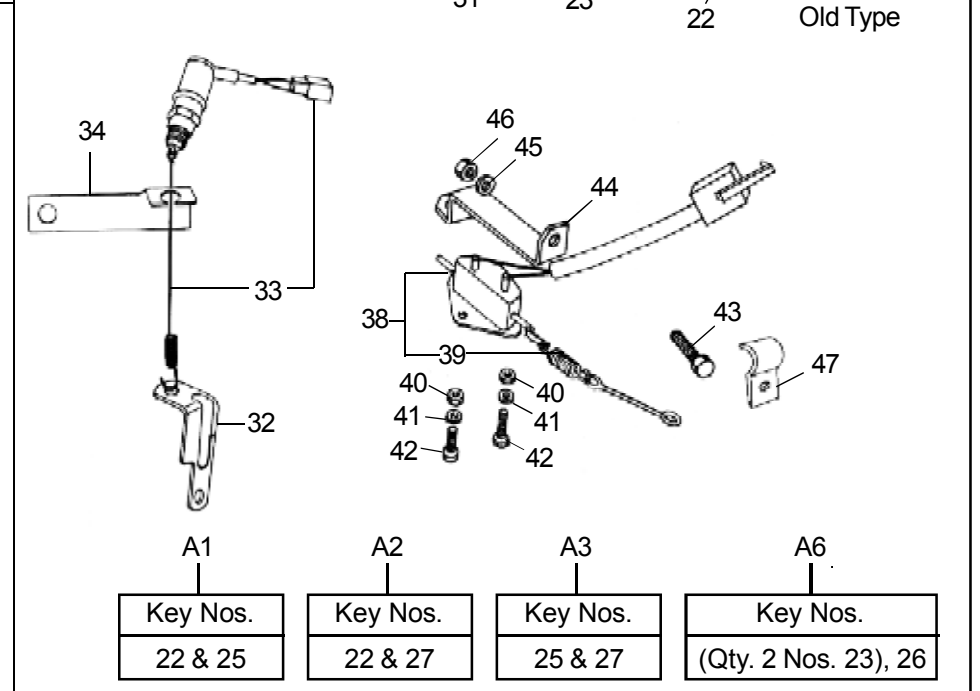
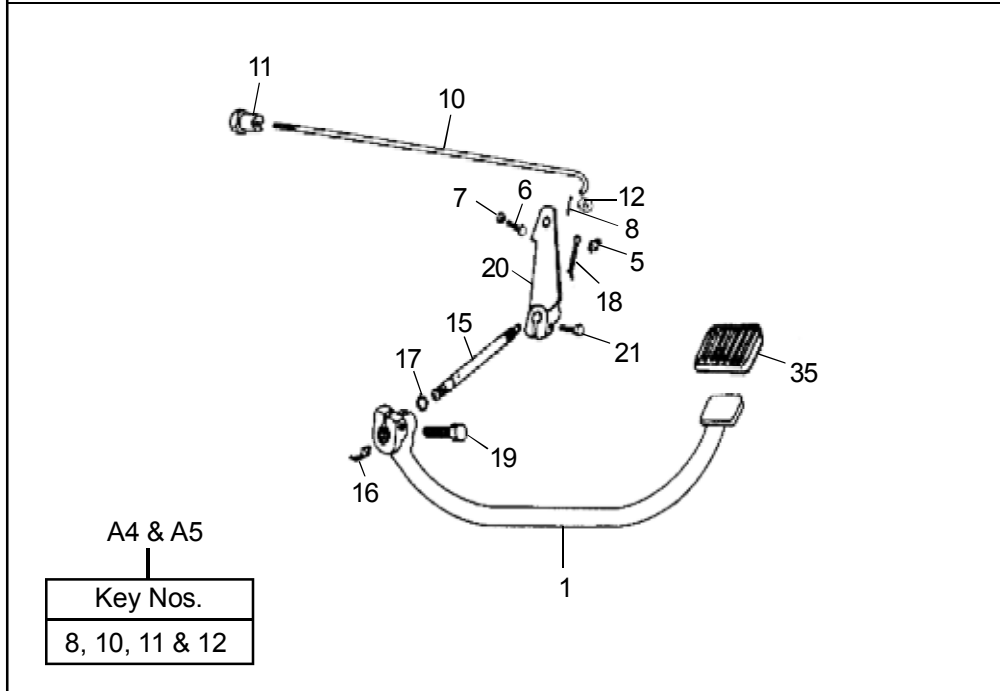
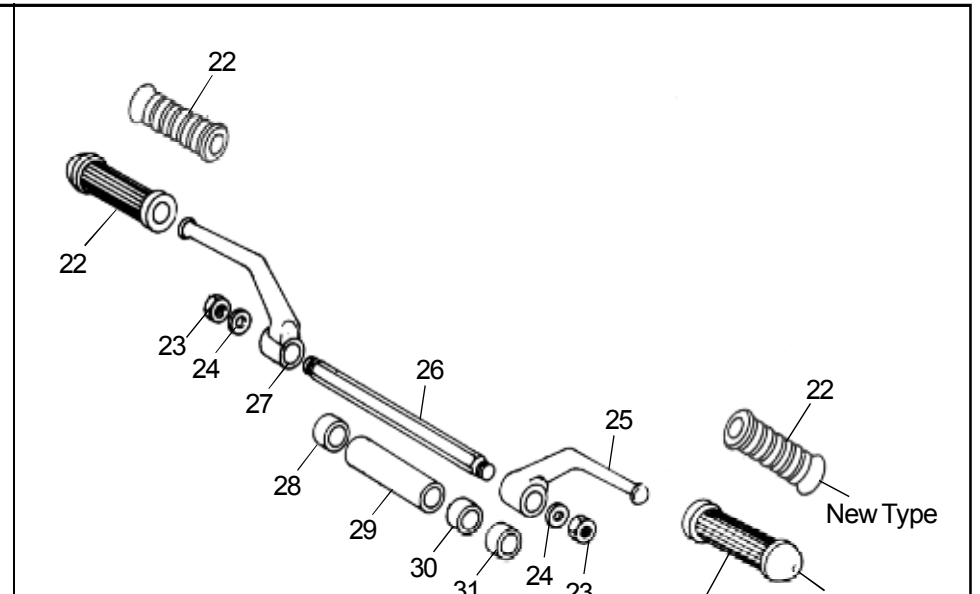
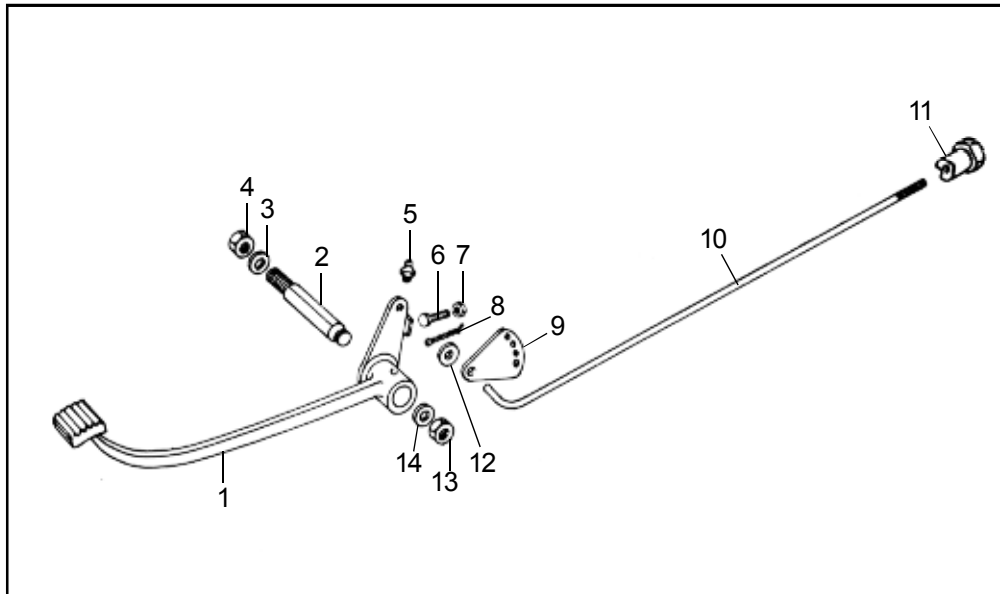
12-30 BRAKE PEDAL AND FOOT RESTS (FRONT)



12-30 BRAKE PEDAL AND FOOT RESTS (FRONT)

Key No.	Part Numbers		Description	Qty.	350								Lightning				Bu Mach		T Bird		Remarks	MOQ
	New	Old			Std	Dlx	Mac	Cam	Elec 4S		Elec 5S		BU 500	500	535	535 ES	A350	A500	KS	ES		
22			Foot Rest Rubber (Pillion Footrest grip)	2	●	●	●	●	●				●	●	●	●	●		●	SB-168, 140947 Beofre June 2002		
			Pillion Footrest Rubber	2	●	●	●	●	●				●	●	●	●	●		●	SB-342, 145156/B After June 2002	1	
	146543/A		Pillion Footrest grip	2					●	●	●	●							●	●		
	146641/A		Footrest Rubber EPDM	2	●	●	●	●	●	●	●	●	●	●	●	●	●	●	●	●	SB - 342	1
23	146431/A		Hex. Nut - M10 (SS)	2	●	●	●	●	●			●	●	●	●	●		●	SB-252, 142114			
	145865/A		Flange nut	2	●	●	●	●	●	●	●	●	●	●	●	●	●	●	●	SB - 511	10	
24	143409		Washer	2	●	●	●	●	●			●	●	●	●	●		●	SB-252, SB-511,			
25	801036		Footrest arm - Front LH	1	●	●	●	●	●	●		●	●	●	●	●					1	
		521056	Footrest arm - Front LH	1														●	●	521056/A		
			Footrest arm - Front LH	1													●	●		801460, SB-621		
26	143303/C		Bar Footrest	1	●	●	●	●				●									1	
	110210		RR Eng. Spacer Stud	1	●	●	●	●	●	●		●	●	●	●					SB-252, 145417/A		
	145885/B		Footrest bar	1	●	●	●	●	●	●	●	●	●	●	●	●	●	●	●	SB-252	1	
	146058/A		Footrest bar	1					●	●	●	●				●	●	●	●		1	
			Bar footrest	1	●	●														210753		
27	801035		Footrest arm - Front RH	1	●	●	●	●	●	●	●	●	●	●				●	●		1	
	801459		Footrest arm - Front RH	1													●	●			1	
28	801032		Distance tube RH	1	●	●	●	●	●	●	●	●	●	●	●	●	●	●	●		14	
29	801034		Distance tube centre	1	●	●	●	●	●	●	●	●	●	●	●	●	●	●	●		1	
30	801033		Distance tube LH	1	●	●	●	●	●	●	●	●	●	●	●	●	●	●	●		14	
31	145485/A		Boss, Front Side stand	1	●	●	●	●	●	●	●	●	●	●	●	●	●	●	●	SB - 257	5	
			Boss, Front Side stand	1													●	●		801437		
	145484/A		Boss, Side stand	1	●	●	●	●	●	●	●	●	●	●	●	●	●	●	●			
	146059/A		Boss, Side stand, Refresh Electra	1					●	●	●	●							●			
32			Bracket, Brake light switch	1														●	801296	1		
	521114/B		Bracket, Brake light switch	1														●	●			

12-30 BRAKE PEDAL AND FOOT RESTS (FRONT)



A4 & A5

Key Nos.
8, 10, 11 & 12

A1

Key Nos.
22 & 25

A2

Key Nos.
22 & 27

A3

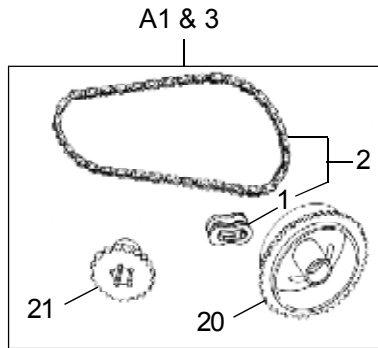
Key Nos.
25 & 27

A6

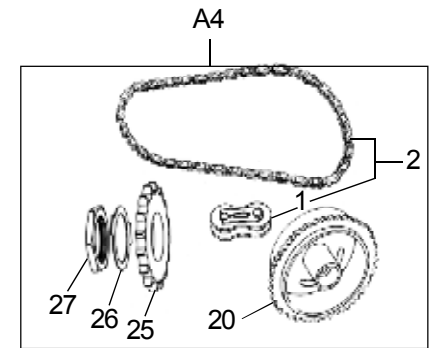
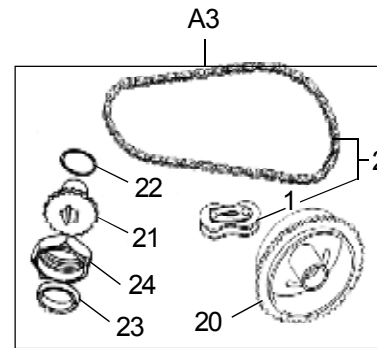
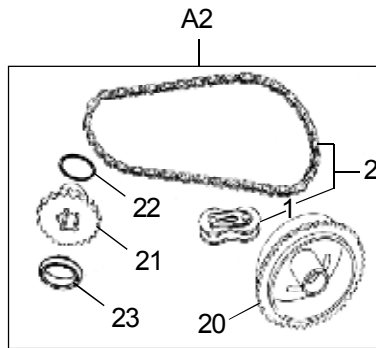
Key Nos.
(Qty. 2 Nos. 23), 26

12-40 REAR CHAIN AND FOOTRESTS (REAR)

A1
Key Nos.
2, 20 & 21

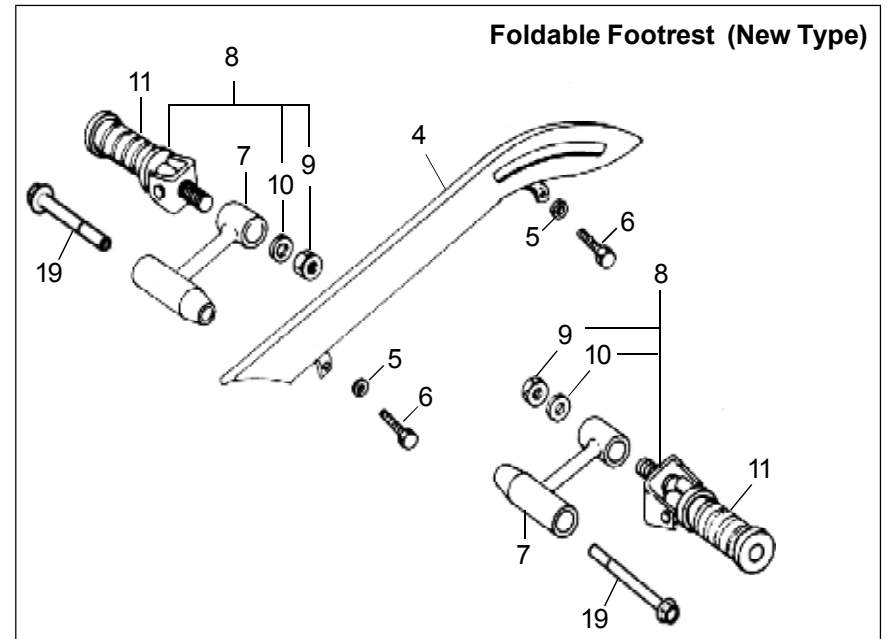
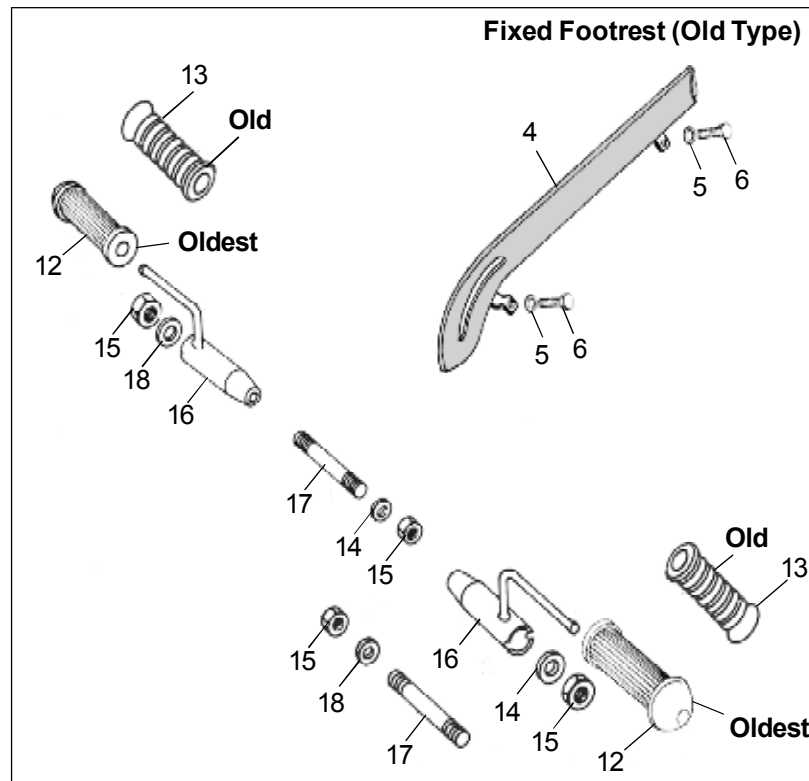


A2
Key Nos.
2, 20 to 23



A3
Key Nos.
2, 20 to 24

A4
Key Nos.
2, 20,
25 to 27

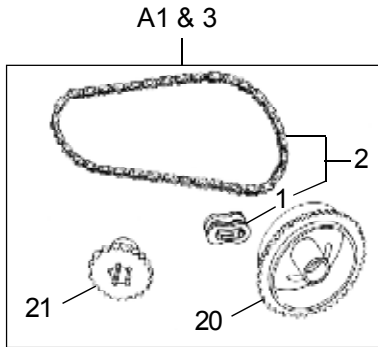


12-40 REAR CHAIN AND FOOTRESTS (REAR)

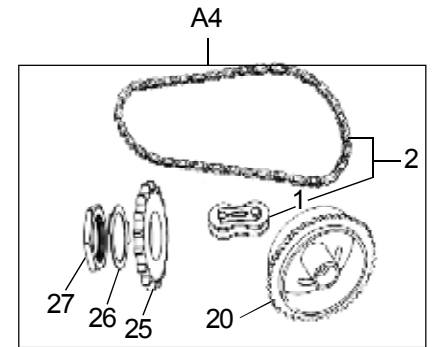
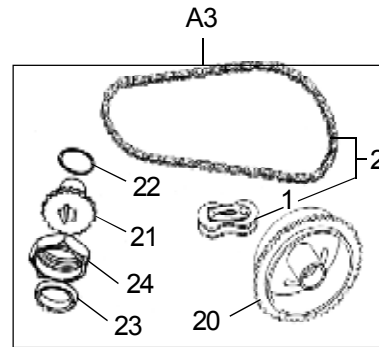
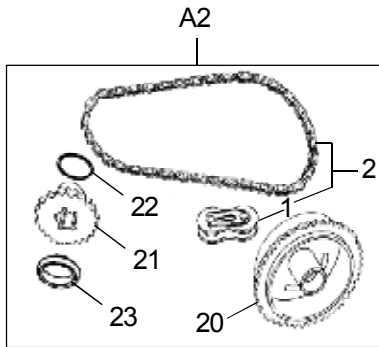
Key No.	Part Numbers		Description	Qty.	350								Lightning			Bu Mach		T Bird		Remarks	MOQ
	New	Old			Std	Dlx	Mac	Cam	Elec 4S KS	ES	Elec 5S KS	ES	BU 500	500	535	535 ES	A350	A500	KS		
A1	112146		Chain and sprocket kit (16T)	1	●	●	●	●	●						●						1
A2	597237		Chain and sprocket kit ("O" Ring F.D Sprocket) (16T)	1	●	●	●	●	●						●						1
A3	597162		Chain and sprocket kit (17T)	1							●	●									1
	597338		Chain and sprocket kit (O' Ring Type)	1	●	●	●	●	●	●	●										1
A4	597337		Chain and sprocket kit (O' Ring Type)	1											●			●	●		1
			Chain and sprocket kit (O' Ring Type)	1												●					1
1	110333		Rear Chain Connecting link - without 'O' Ring	1	●	●					●				●	●					6
	145854		Rear Chain Connecting link ("O" Ring chain) assembly	1	●	●	●	●	●	●	●							●	●		1
2	112011		Drive chain	1	●	●	●	●	●											Before May '02 SB-206	1
	145556/A		Drive chain ("O" Ring chain 94 Links)	1	●	●	●	●	●	●	●				●		●	●		After May 2002	1
	112212		Drive chain	1							●	●	●	●		●					1
3	597275		Chain and sprocket kit ("O" Ring Chain) (16T)	1	●	●	●	●	●												1
	597156		Chain and sprocket kit (18T)	1									●	●							1
4	801029P	111713	Chain guard (Black) assembly	1	●	●	●	●	●	●	●	●						●	●	SB - 206	1
	111712		Chain guard (Plated)	1							●	●	●	●	●	●				SB - 206	1
5	140147		Washer 5/16" shake proof	2	●	●	●	●	●	●	●	●	●	●	●	●	●	●	●	SB-252, Ref. Key No. 6	40
	586038/B	210026	Spring Washer M8	2	●	●	●	●	●	●	●	●	●	●	●	●	●	●	●	SB - 687, 565, 252, Ref. Key No. 6	40
6	111715		Hex. Screw, M8 x 10	2	●	●	●	●	●		●	●	●	●	●		●		SB - 252	50	
	586014/A	145872/B	Slotted Cheese Head Screw	2	●				●	●	●	●	●		●	●	●	●	SB - 252	10	
7	521279/A		Support pillion foot rest	2	●	●	●	●	●	●	●				●	●	●	●	SB - 452	1	
	801062		Support pillion foot rest	2	●	●	●	●	●		●	●	●	●	●		●				1
8		145160/A	Pillion foot rest assembly	2													●	●	SB - 342, SB - 438, 146542/A	1	
	147135/H	147135/A	Pillion Foot rest assy.	2	●	●	●	●	●	●	●	●	●	●	●	●	●	●	●	SB - 438	1
	142502		Pillion foot rest folding type	2					●	●	●	●			●	●			< Jan 2001, SB-168	1	

12-40 REAR CHAIN AND FOOTRESTS (REAR)

A1
Key Nos.
2, 20 & 21

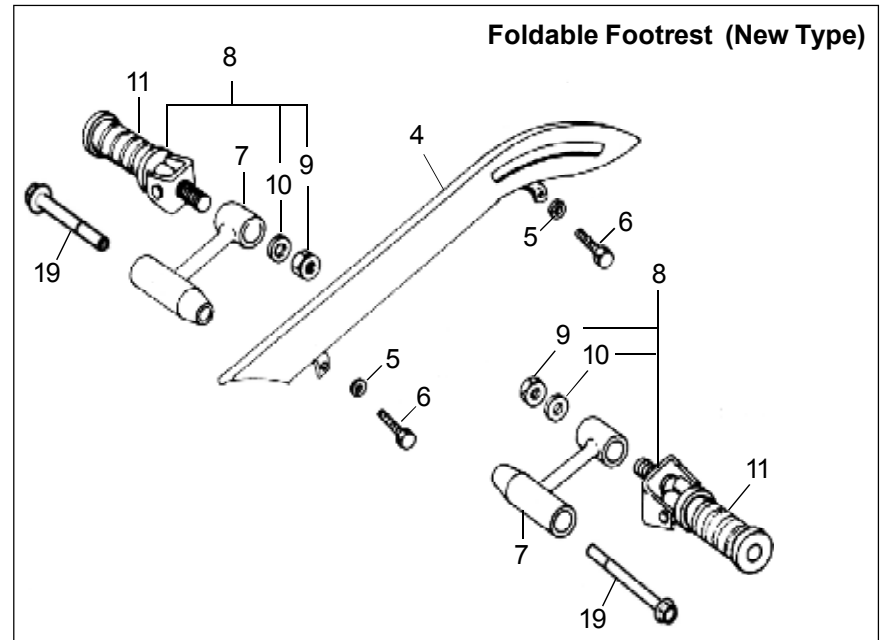
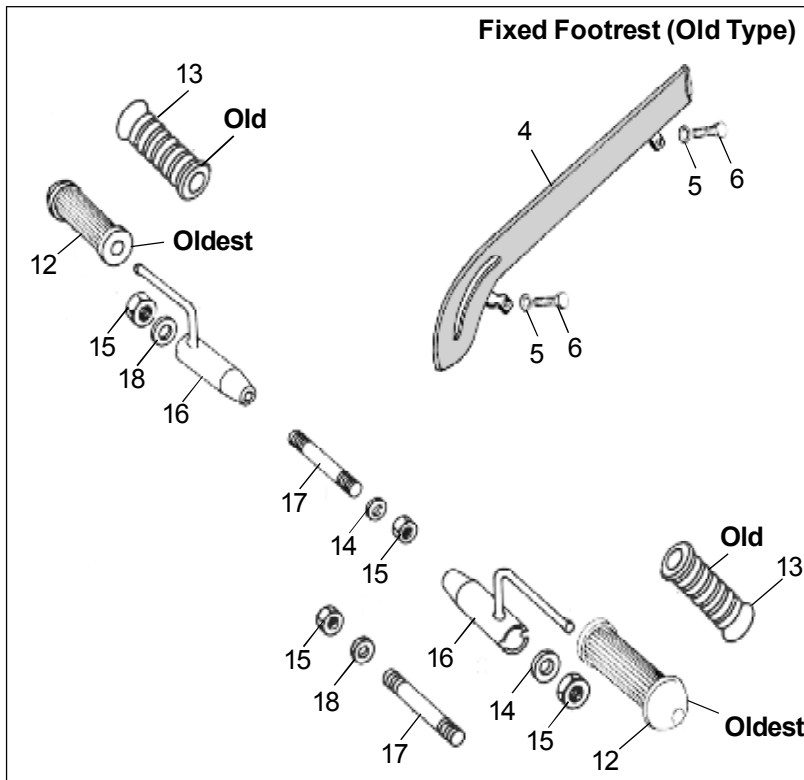


A2
Key Nos.
2, 20 to 23



A3
Key Nos.
2, 20 to 24

A4
Key Nos.
2, 20,
25 to 27

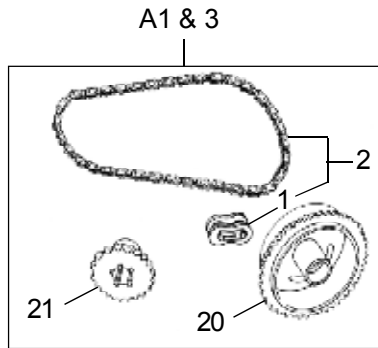


12-40 REAR CHAIN AND FOOTRESTS (REAR)

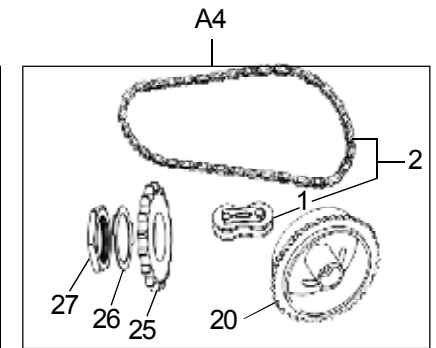
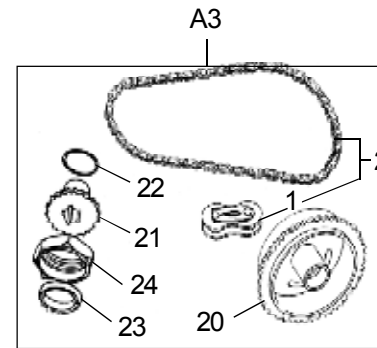
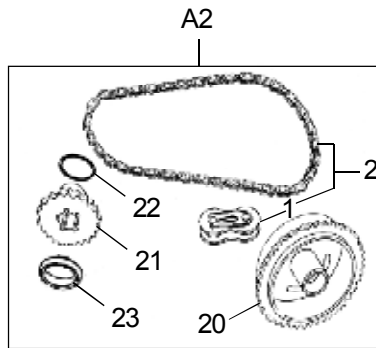
Key No.	Part Numbers		Description	Qty.	350								Lightning			Bu Mach		T Bird		Remarks	MOQ
	New	Old			Std	Dlx	Mac	Cam	Elec 4S		Elec 5S		BU 500	500	535	535 ES	A350	A500	KS		
9			Nut	2	•	•	•	•					•	•	•			•		142114, For 350 After Sept 2002	50
	145865/A		Nut, Flanged (M10 x 1.5)	2	•				•	•	•	•	•				•	•	•	•	SB - 511
10	143407	586019/A	Washer	2	•	•	•	•	•	•	•	•	•	•	•	•	•	•	•	For 350 After Sept 2002	50
11	146543/A	145159/A	Pillion Foot rest Grip rubber (EPDM)	2	•	•	•	•	•				•	•	•	•		•		SB-342	1
	146641/A		Foot rest rubber (EPDM)	2	•				•	•	•	•						•	•		1
12			Rubber Sleeve - Footrest rubber (Oldest Type)	2																140947 < April 2000	2
13	145156/B	145156/A	Rubber Sleeve - Footrest rubber (Old Type)	2																After Apr 2000	2
14	586037/A	110366/3	Washer	2						•	•										2
15	110365		Hex. Nut, 7/16" CEI	4																SB - 269	
16			Foot Rest - Pillion - Black	2	•	•														801038	
17	110360		Stud, 7/16" CEI x 3-1/8" Pillion Foot Rest - Fix type	2																SB - 269	
18	140305		Lock Washer - Internal Teeth	2					•	•	•	•									
19	521280/A		1/2" x 80mm BSF Hex flange bolt	2														•	•	SB - 452	10
20	801479	801041	Sprocket drum	1	•	•	•	•	•	•	•	•	•	•	•	•	•	•	•		1
21	110267		Final drive sprocket - 16T (Ref. Kit No. 112146, 597275)	1	•	•	•	•	•	•										SB-185, Before Aug. 2001	1
	145339/A		Final drive sprocket - 16T (Ref. Kit No. 597237, 597338)	1	•	•	•	•	•	•										SB-185, After Aug. 2001	1
			Final drive sprocket - 17T (Except W.G.)	1								•	•							111189, Before Aug. '01	
	145406/A		Final drive sprocket - 17T (Ref. Kit No. 597162)	1								•	•							After Aug. 2001	1
			Final drive (FD) sprocket - 18T (FWE Models) (Ref. Kit No. 597156)	1										•	•					144152, Before Aug. '01	
	145407/A		Final drive sprocket - 18T	1										•	•					After Aug. 2001, SB-186	1
22	145357/A		'O' Ring	1	•	•	•	•	•	•			•	•	•	•				After Aug. 2001	30
23	145346/A		Oil Seal	1	•	•	•	•	•	•			•	•	•	•				SB-185, After Aug. 2001	1
24	111160		Lock nut (Inches)	1	•	•	•	•	•	•			•	•	•	•				Before Aug. 2001	
	144524/C	144524/A	Lock nut 181" X 16 TPI - Final drive sprocket (Metric)	1	•	•	•	•	•	•			•	•	•	•				SB-185, After Aug. 2001	1

12-40 REAR CHAIN AND FOOTRESTS (REAR)

A1
Key Nos.
2, 20 & 21

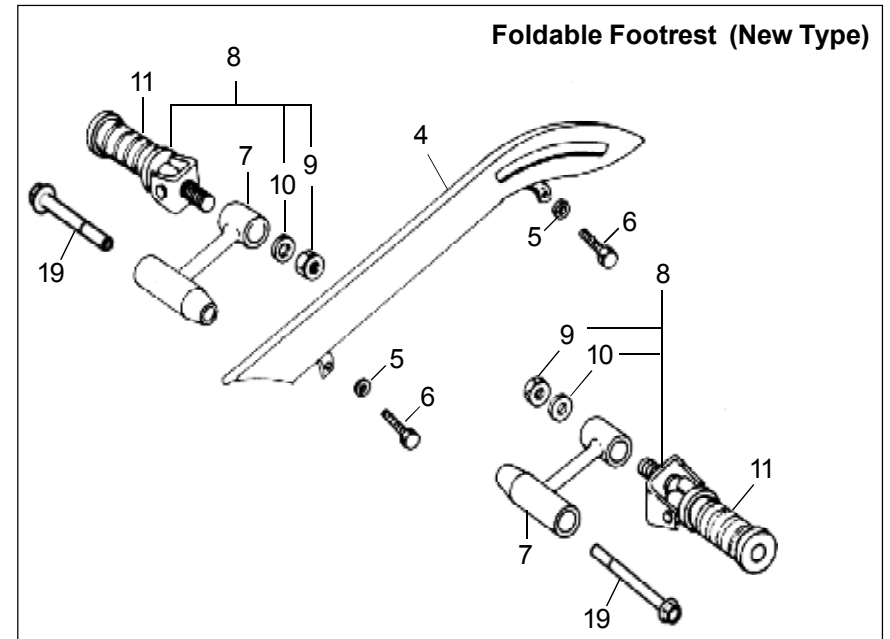
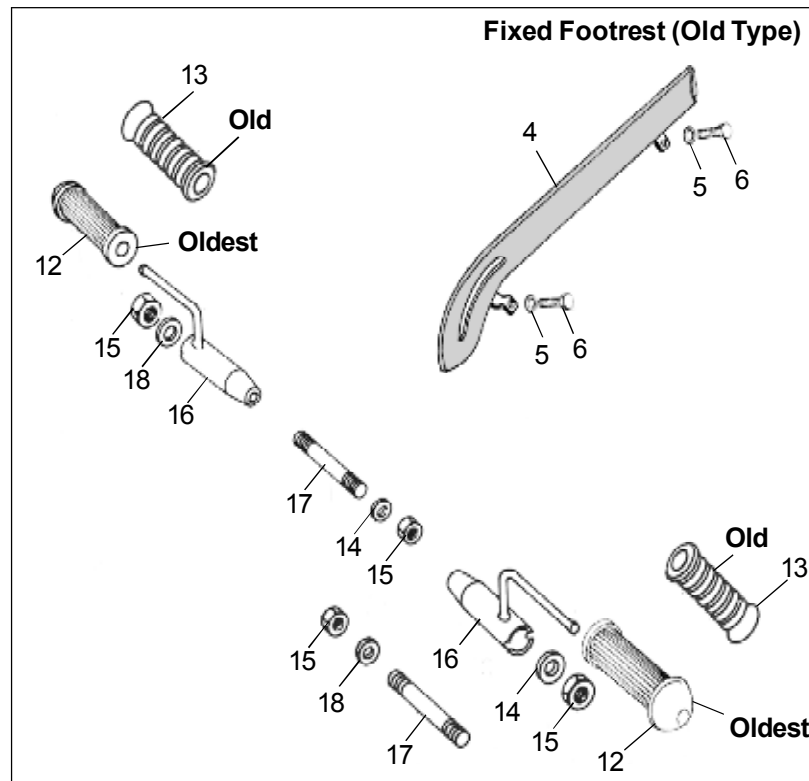


A2
Key Nos.
2, 20 to 23



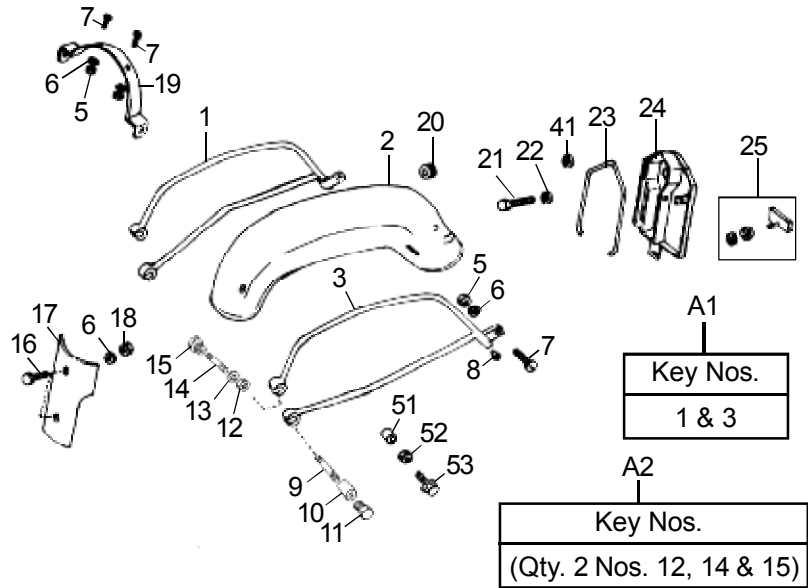
A3
Key Nos.
2, 20 to 24

A4
Key Nos.
2, 20,
25 to 27

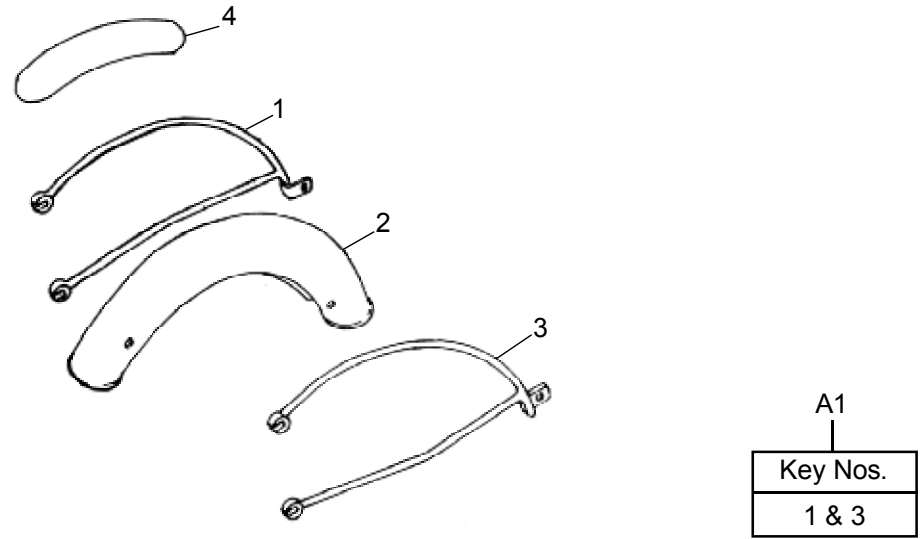


12-50 REAR MUDGUARD & CARRIER

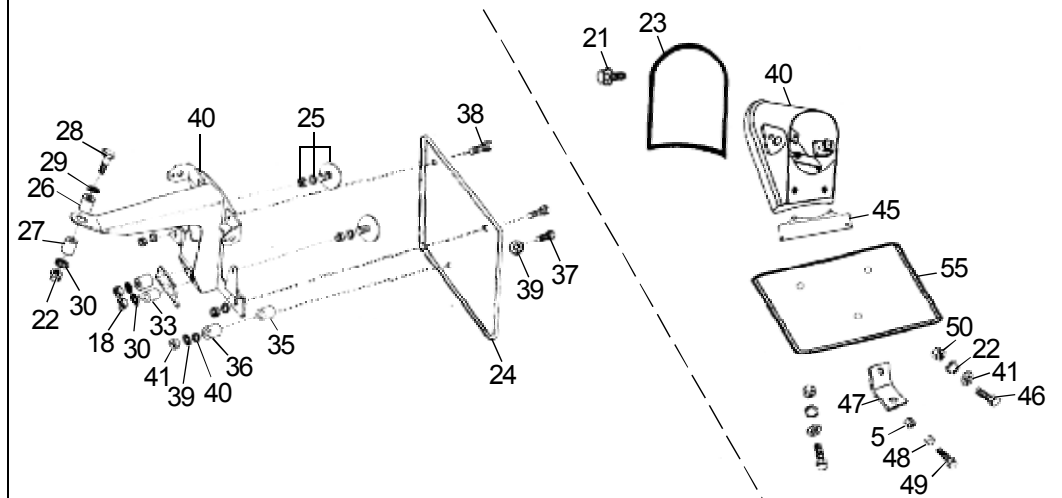
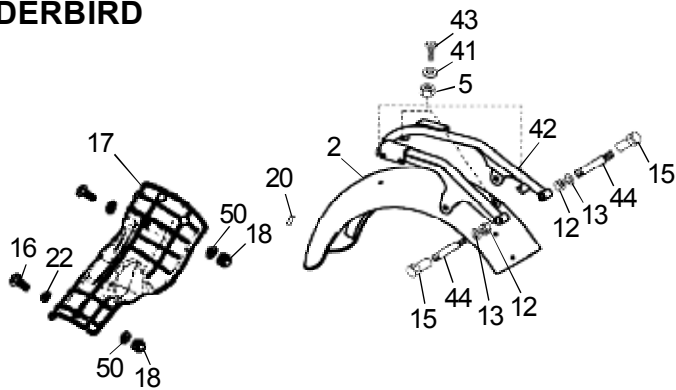
BULLET



ELECTRA



THUNDERBIRD

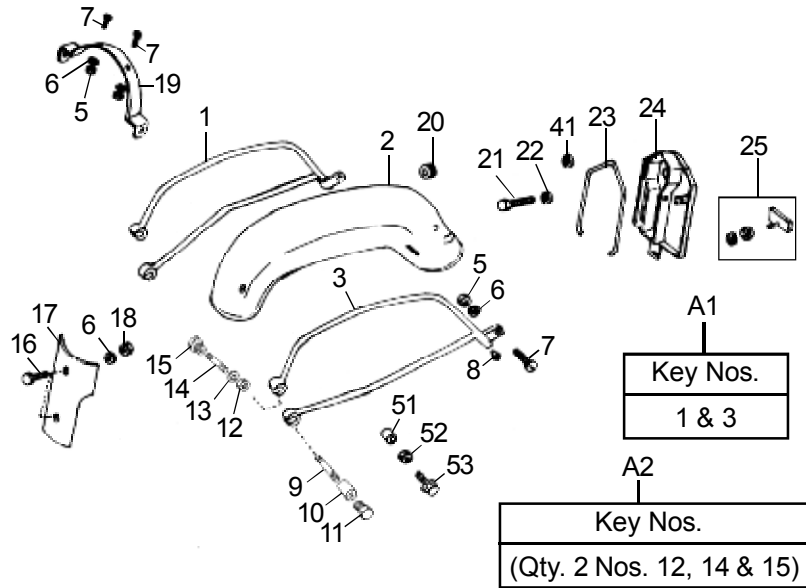


12-50 REAR MUDGUARD & CARRIER

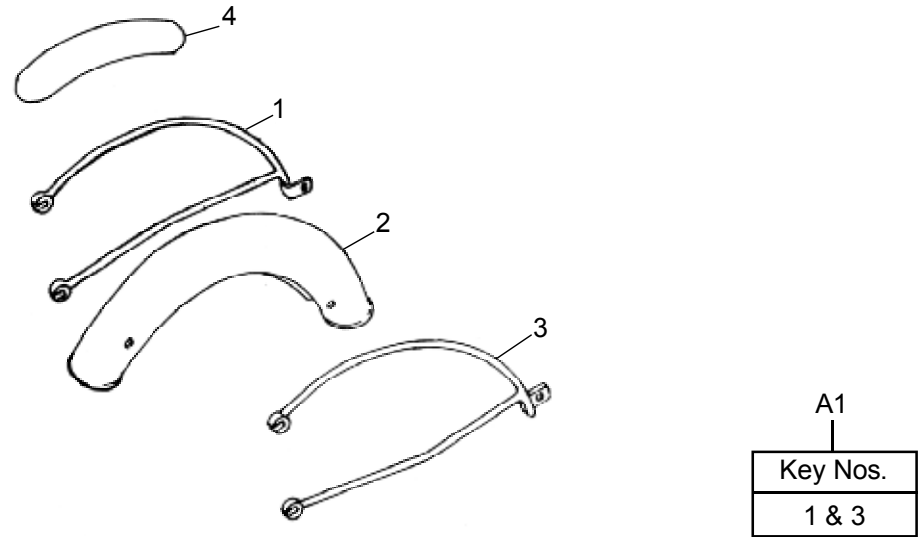
Key No.	Part Numbers		Description	Qty.	350								BU 500	Lightning			Bu Mach		T Bird		Remarks	MOQ			
	New	Old			Std	Dlx	Mac	Cam	Elec 4S		Elec 5S			500	500	535	535 ES	A350	A500	KS			ES		
A1	597122		Mudguard carrier Set - Kit	1	●	●															1				
	597257		Mudguard Carrier Set	1			●	●	●	●	●	●				●						1			
A2	888319		RMG Stud, Hex. nut and washer faced nut kit	1	●																	1			
1	801047		Mudguard carrier RH, Black - Std	1	●	●										●	●					1			
			Mudguard carrier RH, Red	1		●																802007			
			Mudguard carrier RH, Peacock Blue	1		●																	803007		
	801063P		Mudguard carrier RH, Black - 500cc	1			●	●	●	●	●	●				●							1		
			Mudguard carrier RH, Black - C Bike	1									●	●	●								801079		
	888525	866030	Mudguard carrier RH, Black - UCE	1					●	●	●	●												1	
	866032		Mudguard carrier RH, Black - UCE Std	1	●																			1	
			Mudguard carrier RH, Rivera Red - T1	1																	●			836056	
			Mudguard carrier RH, Purplish Blue - T1	1																	●			839025	
			Mudguard carrier RH, Ocean Black (N Blue)	1																	●			844008	
		Mudguard carrier RH, Metallic Silver - T1	1																	●			838042		
		Mudguard carrier RH, ALB Green (VOM)	1													●	●						847006		
2			Mudguard Rear - T1 Silver	1																●			838044	1	
	866133	801049	Mudguard Rear, Black - 350cc Std	1	●		●																	SB - 357	1
	141773		Mudguard Rear, Plated	1		●						●												SB - 174	1
	142876		Mudguard Rear, AVL/EXP 500CC - Plated, Electra	1					●	●	●	●				●	●							SB - 174	1
			Mudguard Rear, A. Grey - 500cc	1								●												806011	
		801247	Mudguard Rear with stickers, Black / Red	1									●	●	●									801081	
		807021	Mudguard Rear with stickers, Purple / Grey	1									●	●	●									807005	
		808021	Mudguard Rear with stickers, Congnac / S.Wood	1									●	●	●									808005	
		809057	Mudguard Rear with stickers, Burgandy / S.wood	1									●	●	●									809005	1
		810024	Mudguard Rear with stickers, Grey / Black	1									●	●	●									810005	
	836010	Mudguard Rear with stickers, Riv.Red / S.Wood	1											●									836012		

12-50 REAR MUDGUARD & CARRIER

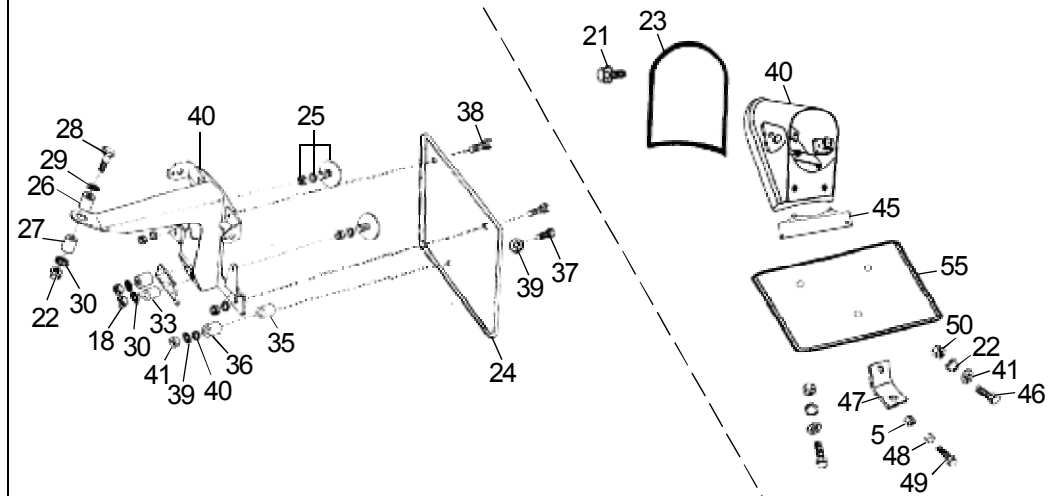
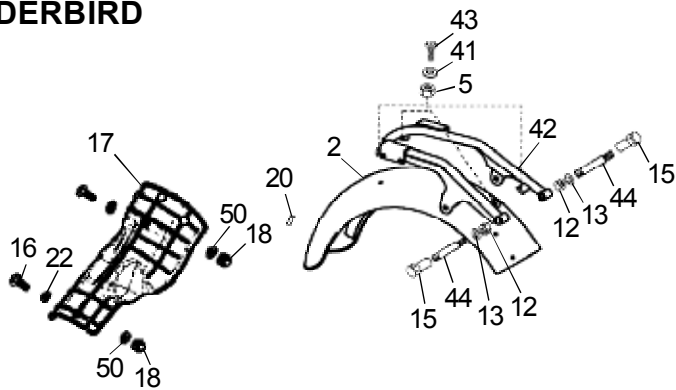
BULLET



ELECTRA



THUNDERBIRD

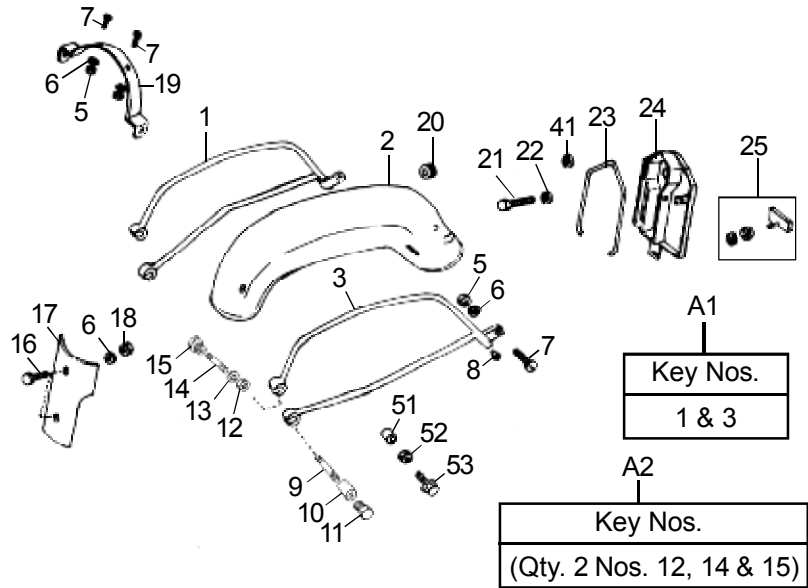


12-50 REAR MUDGUARD & CARRIER

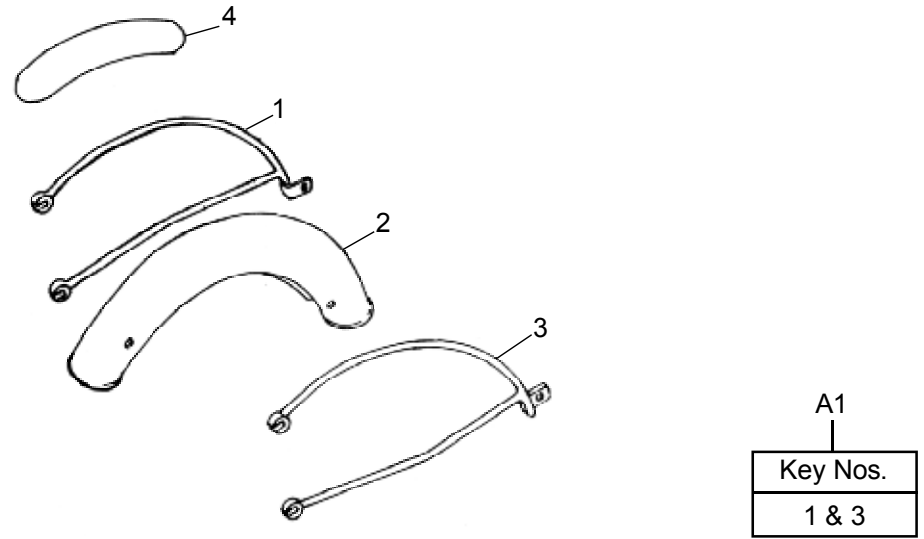
Key No.	Part Numbers		Description	Qty.	350								Lightning			Bu Mach		T Bird		Remarks	MOQ	
	New	Old			Std	Dlx	Mac	Cam	Elec 4S		Elec 5S		BU 500	500	535	535 ES	A350	A500	KS			ES
2		837010	Mudguard Rear with stickers, California Gold / Black	1																837012		
			Mudguard Rear, Alberto Green.	1													●	●		847036 SB - 357		
			Rear Mudguard, Alberto Green (VOM)	1													●	●		847007 SB - 357		
		836050	Mudguard Rear, Rivera Red - T1	1															●	●		1
		843038	Rear Mudguard, Magic Black - TB	1															●	●		1
			Rear Mudguard, Mica Dark Blue - BX	1					●												849009	1
			Mudguard Rear, Ocean Black (N. Blue) T1	1															●	●	844002	
3			Mudguard Rear, Purplish Blue	1														●	●	839019		
		801048	Mudguard carrier LH, Black - Std	1	●	●											●	●				
			Mudguard carrier LH, P.O Red	1		●														802008		
			Mudguard carrier LH, Peacock Blue	1		●														803008		
		801064P	Mudguard carrier LH, Black - 500cc	1			●	●	●			●					●				1	
			Mudguard carrier LH, Black - Lightning	1									●	●	●					801080		
			Mudguard carrier LH NS Black (VOM)	1													●	●		801080		
			Mudguard carrier LH - ALB Green	1													●	●		847005	1	
			Mudguard carrier rear LH T1	1															●	838043	1	
			Mudguard carrier LH Magic Black - TB	1															●	●	843042	1
			Mudguard carrier LH, M Black - T1 (N. Blue)	1															●		844007	1
			Mudguard carrier LH, Rivera Red	1															●		836055	1
			Mudguard carrier LH, Purplish Blue	1															●	●	839024	1
	838043	Mudguard carrier LH, Metallic Silver - T1	1															●			1	
	866031	Mudguard carrier LH	1	●																	1	
4		143257	Sticker Mud Guard RE	1								●								LTD		
			Sticker, Black/Red & Congnac/S.Wood	1									●	●	●					170480	1	
			Sticker, Purple/Grey	1									●	●	●					170481		
			Sticker, Burgundy/S.wood	1									●	●	●					170482	1	
			Sticker, Grey/Black	1									●	●	●					170496	1	

12-50 REAR MUDGUARD & CARRIER

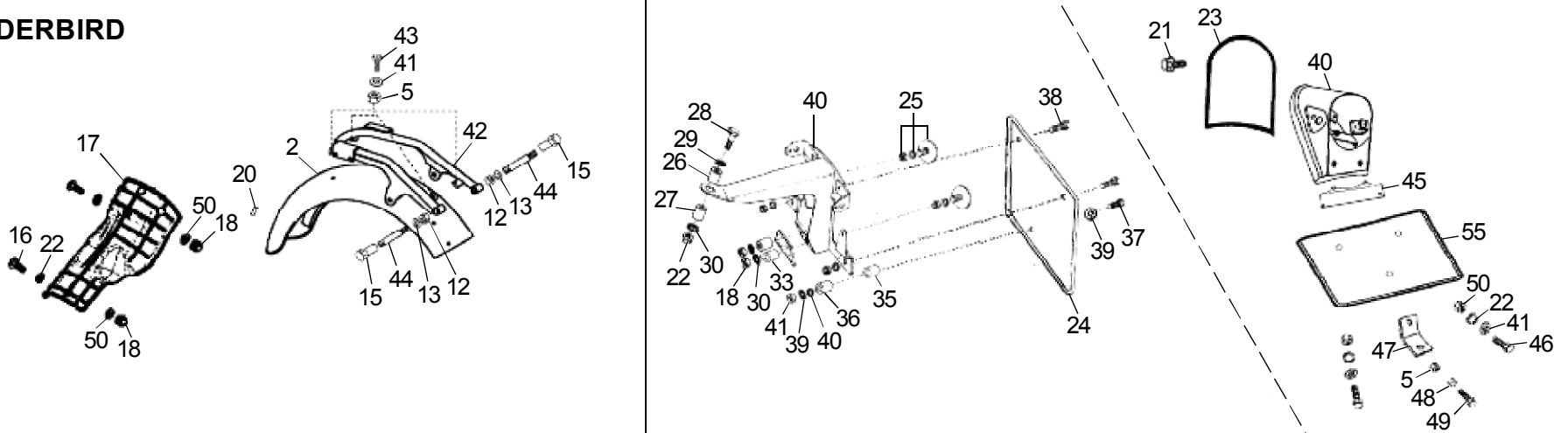
BULLET



ELECTRA



THUNDERBIRD

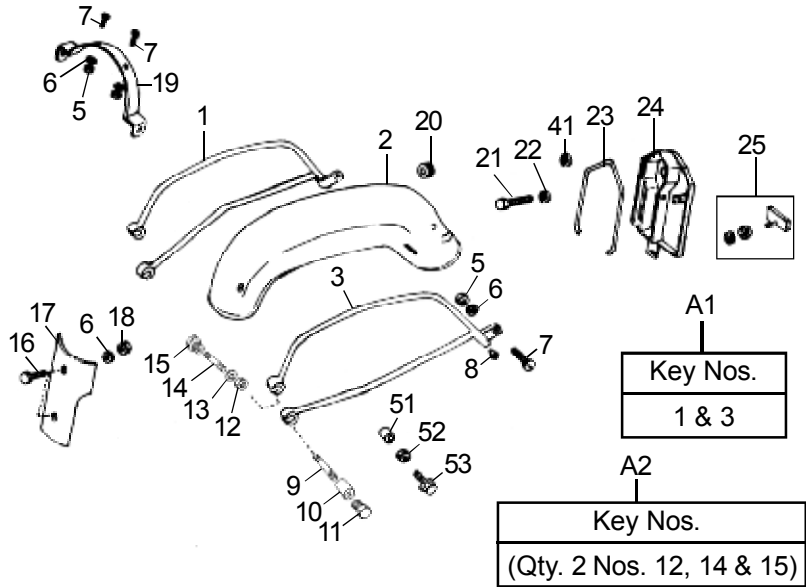


12-50 REAR MUDGUARD & CARRIER

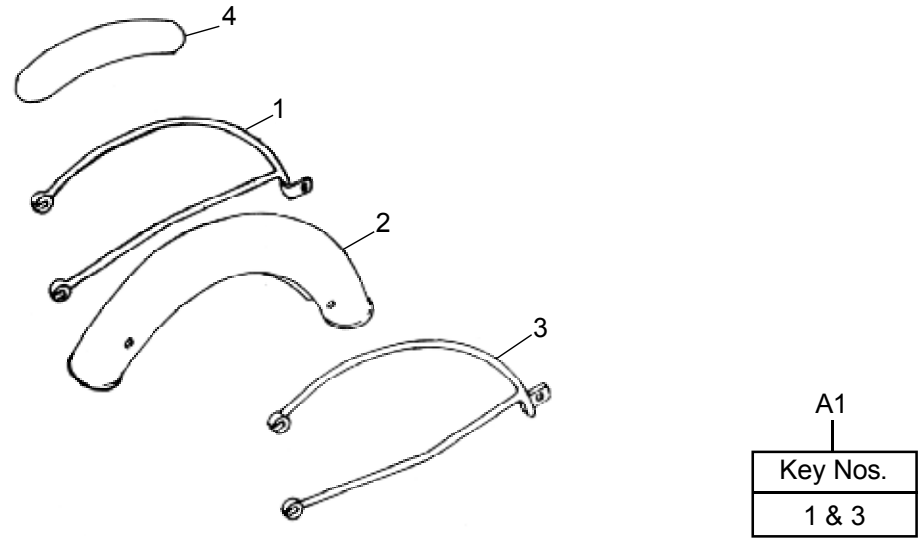
Key No.	Part Numbers		Description	Qty.	350								BU 500	Lightning			Bu Mach		T Bird		Remarks	MOQ
	New	Old			Std	Dlx	Mac	Cam	Elec 4S KS	Elec 4S ES	Elec 5S KS	Elec 5S ES		500	500	535	535 ES	A350	A500	KS		
5	586021/B	141306/2	Hexagonal Nut M6 x 1 x 7	5	●	●	●	●	●	●	●	●	●	●	●	●	●	●	●	SB - 687	40	
6	140129		Lock Washer, Internal Teeth	6	●	●	●	●	●	●	●	●	●	●	●	●	●	●	●	SB - 687	50	
7	581368/A	145882/A	Pan head screw M6 x 14	4	●	●	●	●	●	●	●	●	●	●	●	●	●	●			20	
8	110163/B		Plug	2	●	●	●	●	●	●	●	●	●	●	●	●	●	●	●	SB - 014	30	
9	110694		RMG Carr. Stud Bottom 1/2 "CEI X	2	●	●	●	●	●	●	●	●	●	●	●					SB-014, 269, 452	1	
	145543/B		RMG Carr. Stud Bottom 1/2 "CEI X	2																SB - 269, 452	1	
10	110695		Distance piece	2	●	●	●	●					●	●	●	●					1	
11	110353/4		Nut	2	●	●	●	●	●	●	●	●	●	●	●	●	●	●	●	SB-014, 452	10	
12	140302/3	586057/A	Nut	2	●	●	●	●	●	●	●	●	●	●	●	●	●	●	●		20	
13	140129	140293	Plain Washer, M10	2	●	●	●	●	●	●	●	●	●	●	●	●	●	●	●		50	
	586033/A	140293	Plain Washer, M10	2	●	●	●	●	●	●	●	●	●	●	●	●	●	●	●	SB - 687	50	
14			RMG Carr. Stud Top (Inches) (Yellow)	2	●	●	●	●	●	●	●	●	●				●	●		110351/5	10	
	586092/A	586054/A	RMG Carr. Stud Top (White Passivation)	2	●	●	●	●	●	●	●	●	●				●	●		SB - 687	10	
			Stud	2										●	●	●				170249		
	586047/A	146143/B	Stud	2												●	●	●	●			
15	586046/A	140402/C	Washer Faced Hex Nut, 3/8" CEI	2	●	●	●	●	●	●	●	●	●	●	●	●	●	●	●	SB - 014	14	
16	147617/B	142274	Hex. Screw M6 x 16	2	●	●	●	●	●	●	●	●	●	●	●	●	●	●	●		40	
17			RR Mudguard Front Extension EC	1	●															801148		
	801051		RR Mudguard, Front extension	1	●	●	●	●	●	●	●	●	●	●	●				●	●		1
	145901/A		RR Mudguard, Front extension plastic piece	1					●	●	●	●				●	●			SB - 268		
	521083		Piece RR mudguard - T1	1															●			1
			Piece mudguard - T1	1																●	801287	1
	580313/B		Piece RR mudguard	1															●	●		1
	521235/C		Piece RR mudguard - Bullet X	1																●	●	
18	586029/A	141060	Hexagonal Nut M6 x 1 (Metric)	2	●	●	●	●	●	●	●	●	●	●	●	●	●	●	●		40	
19	801050		Bridge plate	1	●	●											●	●			1	
	801065		Bridge plate	1			●	●	●	●	●	●	●	●	●	●	●	●			SB - 014, 174	1

12-50 REAR MUDGUARD & CARRIER

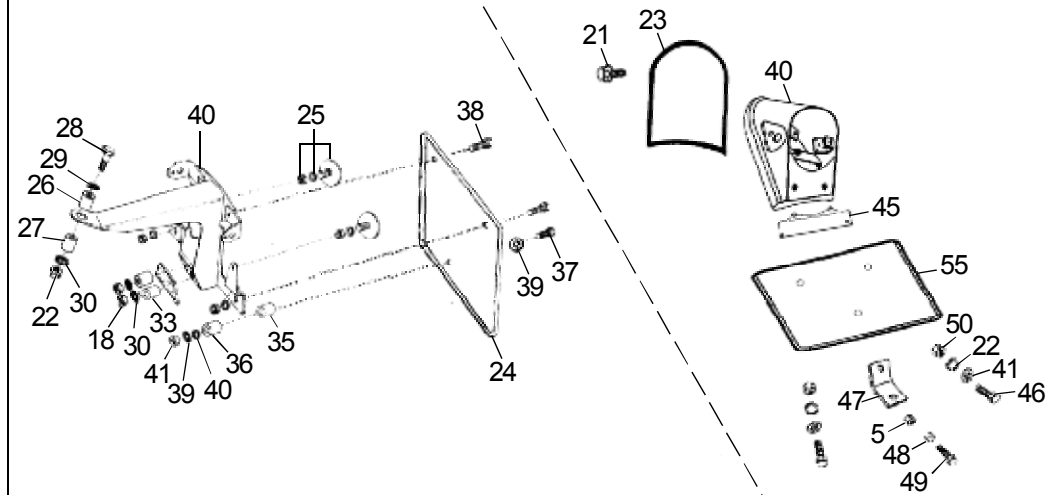
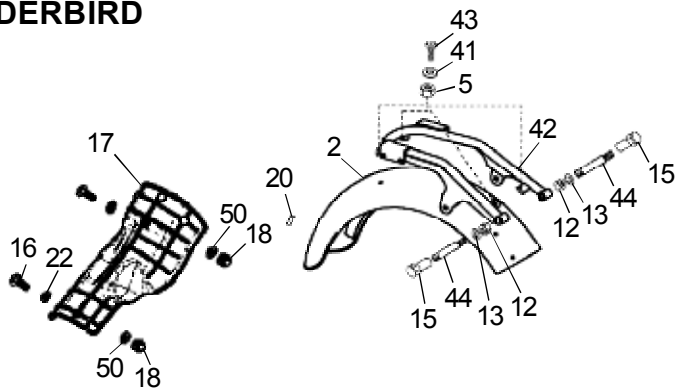
BULLET



ELECTRA



THUNDERBIRD

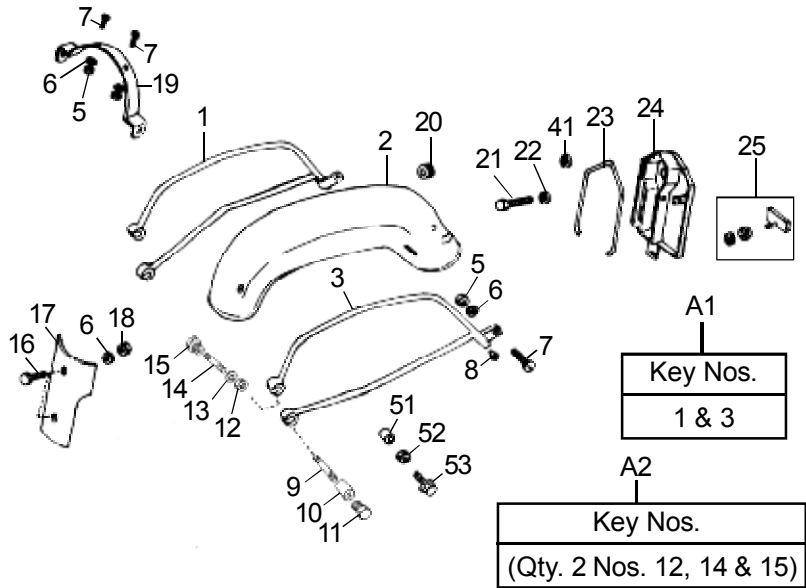


12-50 REAR MUDGUARD & CARRIER

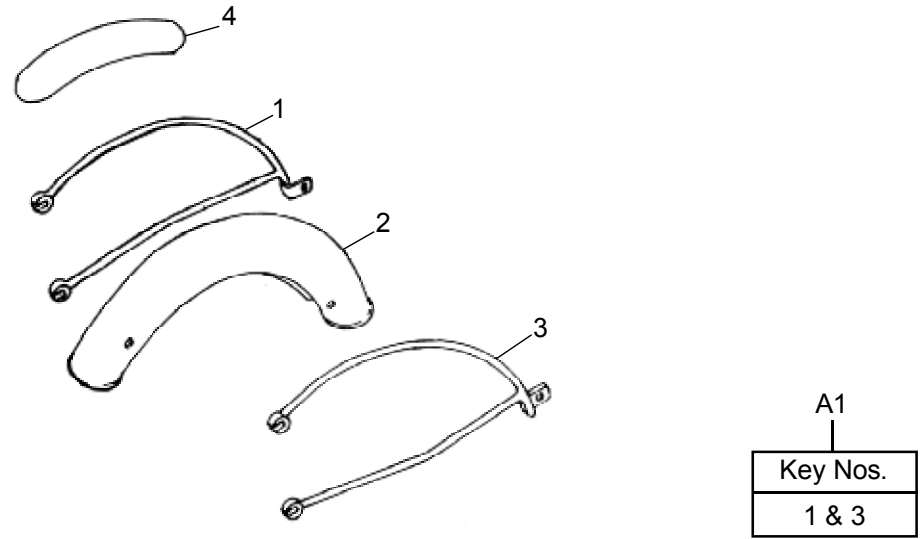
Key No.	Part Numbers		Description	Qty.	350								BU 500	Lightning			Bu Mach		T Bird		Remarks	MOQ
	New	Old			Std	Dlx	Mac	Cam	Elec 4S KS	ES	Elec 5S KS	ES		500	500	535	535 ES	A350	A500	KS		
20	110161		Grommet, tool box	1	●	●	●	●	●	●	●	●	●	●					SB-027, 047	1		
	170242/A		Grommet	1	●				●						●	●	●	●		1		
21	142761		Screw	1	●	●	●	●		●			●						SB - 252			
	586002/A	145862/A	Flanged hex bolt	1	●				●	●	●	●	●		●	●	●	●	SB - 687	10		
22	140129		Lock Washer, Internal Teeth	4	●	●	●	●	●	●	●	●			●	●	●	●		40		
	586032/B	141061/1	Plain Washer	4	●				●	●	●	●	●		●		●	●		50		
23			Beading - Rear number plate	1	●	●	●	●					●		●				141844			
	110367	110367/B	Beading - Rear number plate - STD	1	●	●	●	●	●	●		●			●	●			Long Beading-Common	1		
			Beading - Rear number plate	1											●	●			110364			
24	845002	801149	Number plate - Rear	1	●	●	●	●	●			●			●				SB - 350	1		
	845005		Number plate - Rear Electra	1						●	●											
			Number plate - Rear White / Black BS III	1					●	●									801458			
			Number plate - Rear, Machismo A500 Black	1											●	●			845004			
25	143275/B		Reflector	1	●	●	●	●	●	●	●	●	●	●	●	●	●	●	SB - 654	1		
			Reflector	2										●	●	●			170158			
26		142603	Washer, Internal Teeth B 6.4	3										●	●	●			Alt. No. 593004/A			
27			Spacer	1										●	●	●			170148/B	1		
28			Grommet	1										●	●	●			170144			
29	586032/B	141061/1	Washer	3	●				●	●	●	●	●	●	●	●	●	●		1		
30	586053/A	143498	Screw	3	●					●		●	●	●	●	●	●	●		40		
31			Spacer	2										●	●	●			170146			
32			Pad rubber	1										●	●	●			170351/A			
33	141862		Nut	4										●	●	●						
34	540078	142023	Plain / Punched Washer A 5.5	2										●	●	●						
35	142119		Single Coil Spring Lock washer B4	3	●								●	●	●	●						
36	170357/B		Spacer	1										●	●	●		●		1		

12-50 REAR MUDGUARD & CARRIER

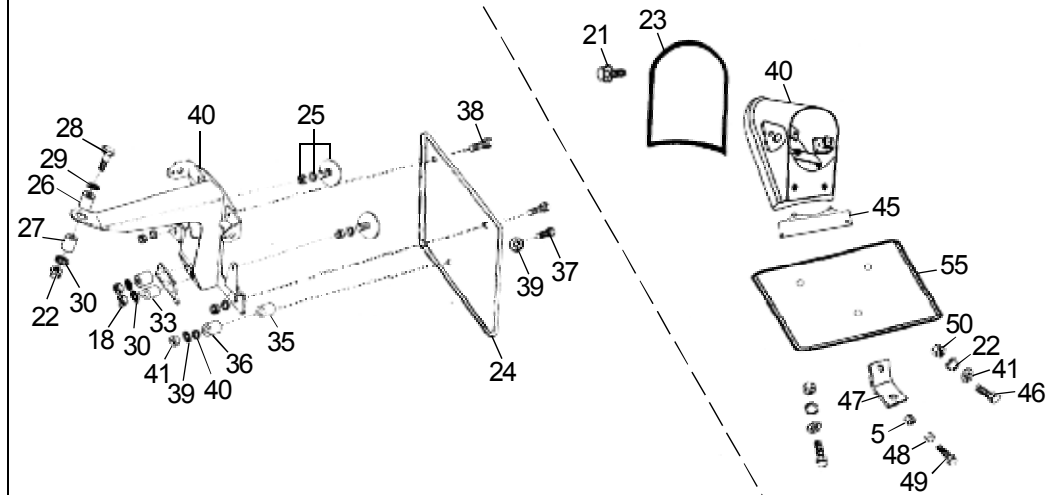
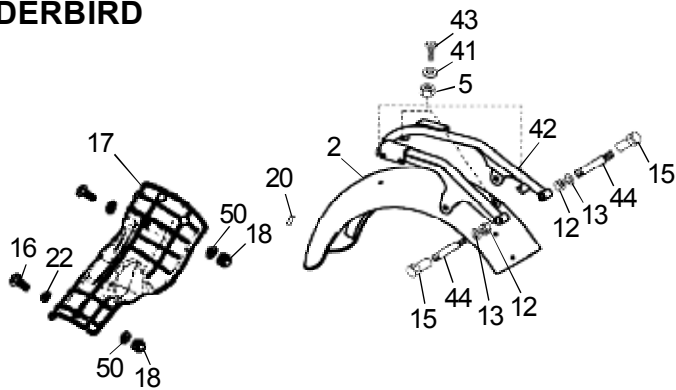
BULLET



ELECTRA



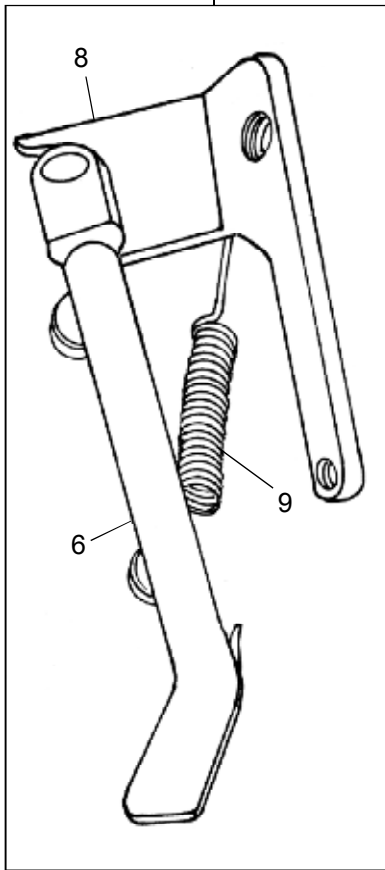
THUNDERBIRD



13-10 CENTER STAND & SIDE STAND

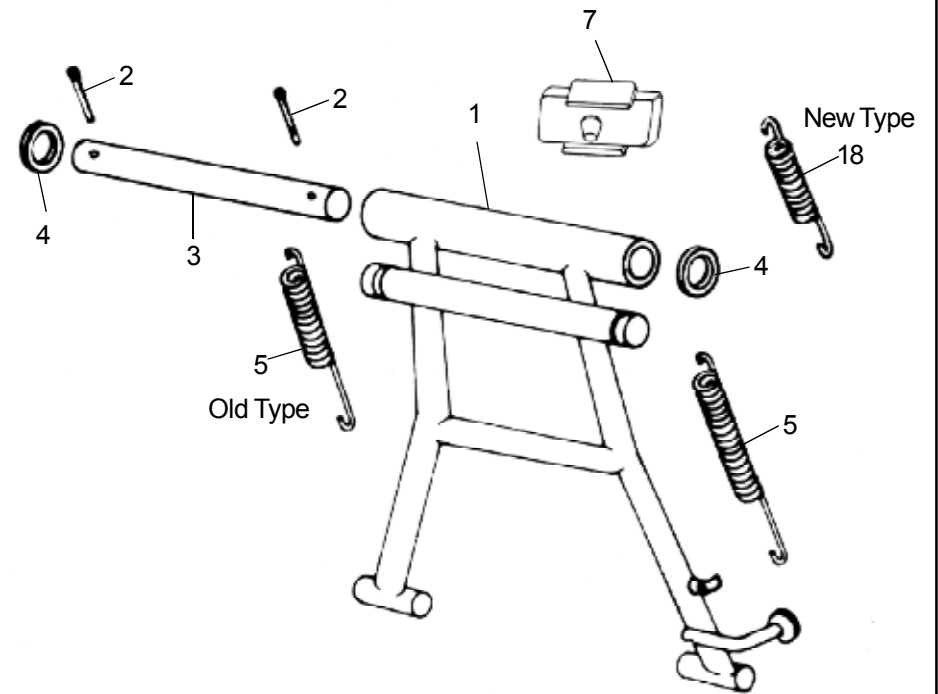
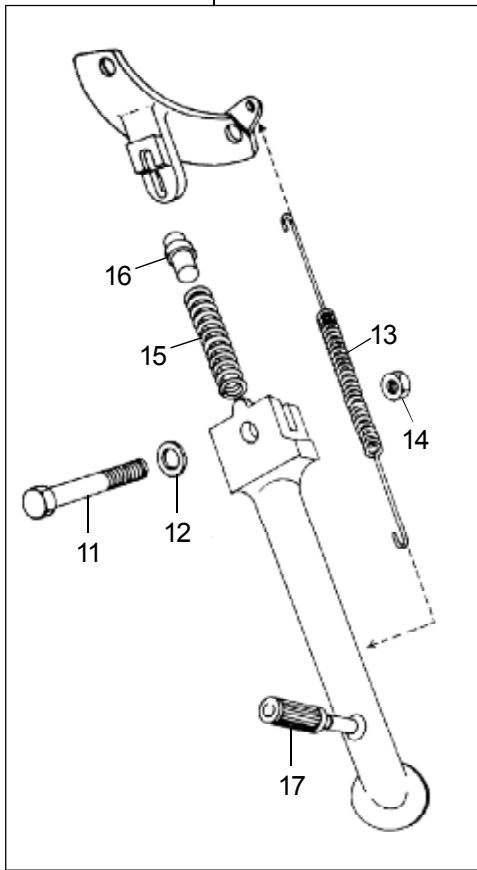
NEWTYPE

A1



OLD TYPE

10



A1

Key Nos.

1 & 3

A2 & A3

Key Nos.

1, 3, 7, (Qty. 2 Nos. 2, 4, 5)

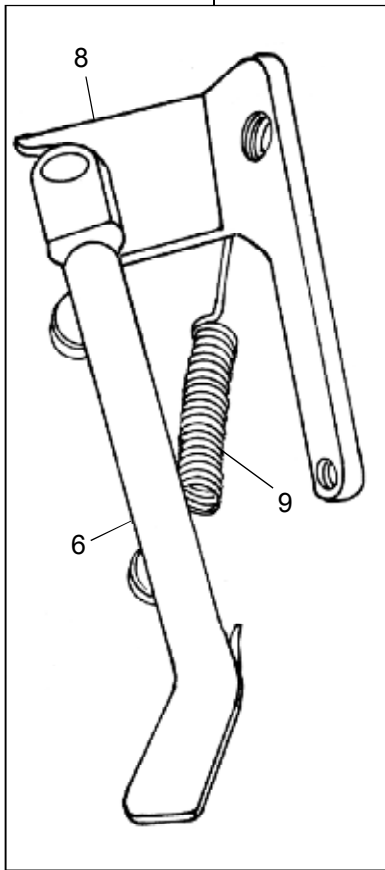
13-10 CENTER STAND & SIDE STAND

Key No.	Part Numbers		Description	Qty.	350								BU			Lightning			Bu Mach		T Bird		Remarks	MOQ	
	New	Old			Std	Dlx	Mac	Cam	Elec 4S		Elec 5S		500	500	535	535	A350	A500	KS	ES					
								KS	ES	KS	ES				ES										
A1	597184		Side stand kit, Electra 4S	1					•	•	•	•					•	•	•	•				1	
			Side stand kit,	1	•																				1
A2			Main stand with spindle kit (Std)	1	•																			1	
A3			Main stand with spindle kit (Electra)	1					•	•	•	•												1	
1	801215		Center stand, Black	1	•	•	•	•	•				•	•	•	•	•						801023, SB-161		
		801277	Center stand	1					•	•	•	•					•	•	•	•			801514	1	
	801456		Center stand	1					•	•	•	•					•	•	•	•				1	
	867002		Center stand, Black - Powder Coated (New Type)	1	•																			1	
2	586017/A	141230/3	Split pin	2	•	•	•	•	•	•	•	•	•	•	•	•	•	•	•	•	•	•	•	SB - 687	50
3	141233/B		Center stand Spindle	1	•	•	•	•	•	•	•	•	•	•	•	•	•	•	•	•	•	•		2	
4	586016/A	141234	Spacer	2	•	•	•	•	•	•	•	•	•	•	•	•	•	•	•	•	•	•	•	SB - 687	40
5	143693/A		Center Stand Spring EXP (PC)	1									•								•			10	
	801024		Spring black (main stand)	2	•																			10	
	146034/A		Center Stand Spring BX (PC) RH	1						•	•						•	•	•	•			SB - 311		
	801059		Center Stand Spring TB	2																	•			SB - 161	
	145486/A	801506	Spring Black Stand	1																				SB - 311	
6	145413/D	144096/B	Side stand assembly Modified	1	•	•	•	•	•				•	•	•	•	•							SB-185, Before July '01, Alt.No.145413/D	
	145680/E	145680/B	Side stand assembly (Plated)	1	•	•	•	•	•	•	•	•	•	•	•	•	•	•	•	•	•	•	•	SB - 307, 407, 523	1
	145413/D	145413/B	Side stand assembly - Powder Coated	1	•	•	•	•	•		•	•	•	•	•	•								SB - 523, After July 2001	1
	146151/E		Side Stand Assy. - Bullet X	1	•				•	•	•	•					•	•						SB - 511	1
7	145186/C	144770	Rubber stop	1	•	•	•	•	•	•	•	•	•	•	•	•	•	•	•	•	•	•	•	SB - 191	10
8	145885/B		Spacer Side stand	1	•	•	•	•	•	•	•	•	•	•	•	•	•	•	•	•	•	•	•	For side stand	10
9	147849/A		Spring Side stand - Plated	1													•	•					SB - 545		
10			Side stand assy., Painted (Oldest Type)	1									•				•						143456	1	
11			Bolt, M8 (Oldest Type)	1									•				•						143463	1	
12	586036/A	140080/2	Plain Washer M8	1									•				•						SB - 687	1	

13-10 CENTER STAND & SIDE STAND

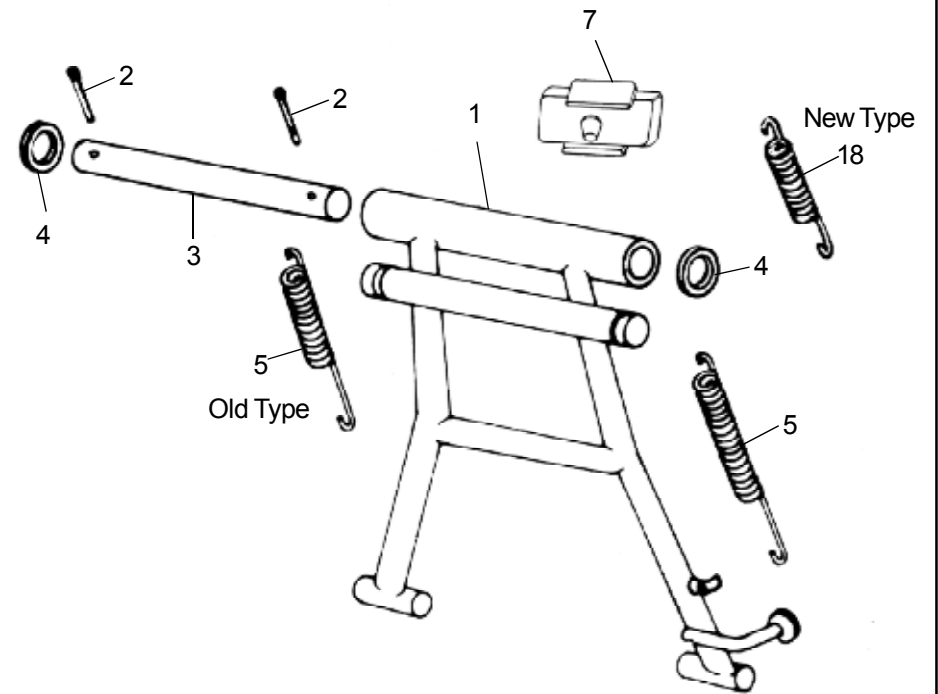
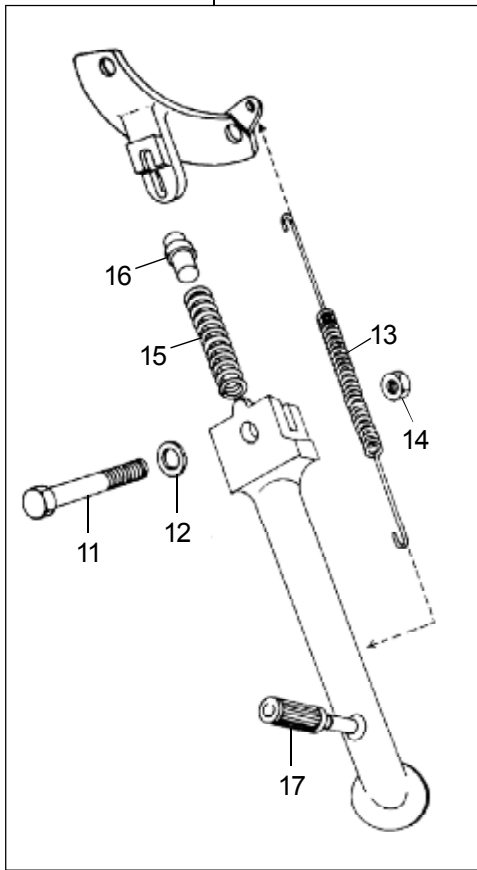
NEWTYPE

A1



OLD TYPE

10

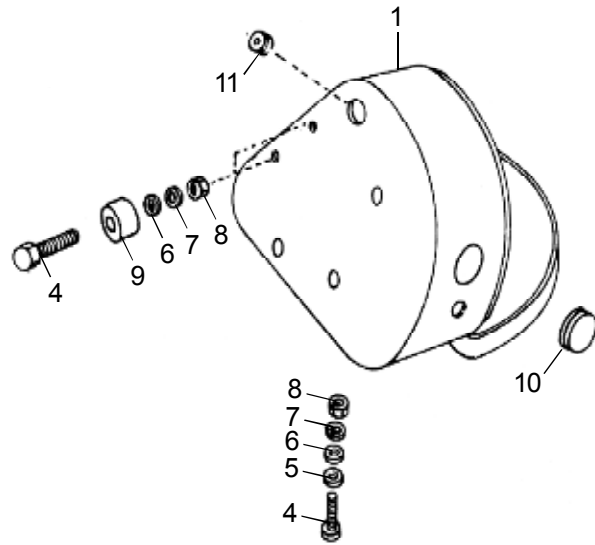
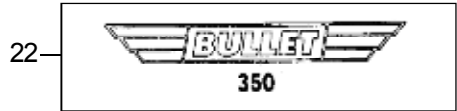



A1

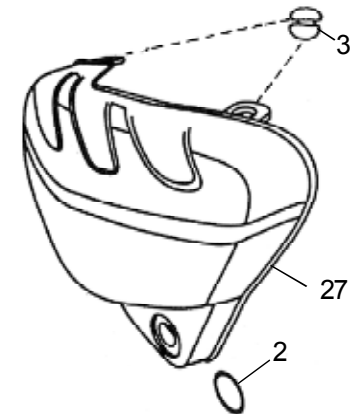
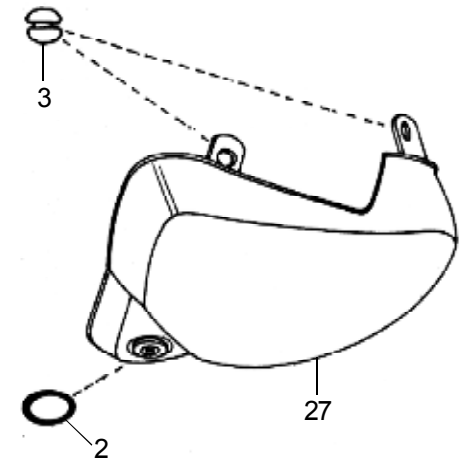
Key Nos.
1 & 3

A2 & A3

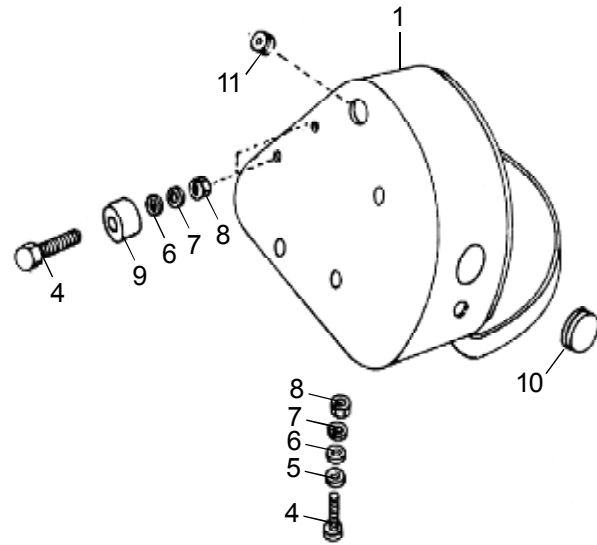
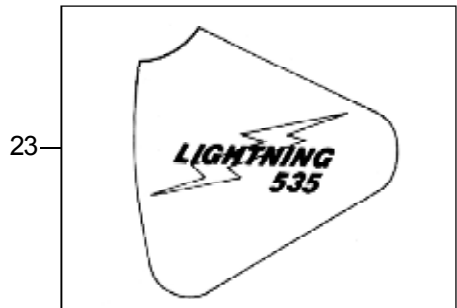
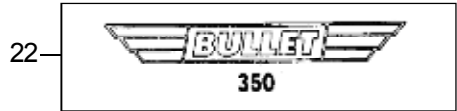

Key Nos.
1, 3, 7, (Qty. 2 Nos. 2, 4, 5)



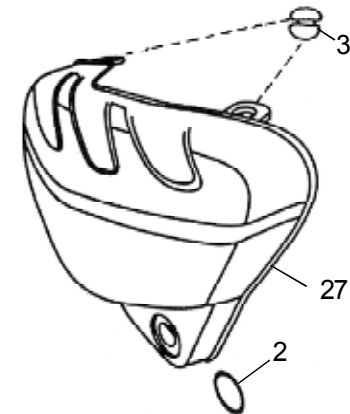
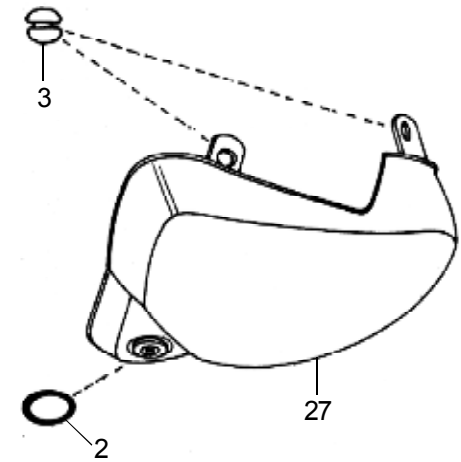
THUNDERBIRD



27 **BULLET 500**



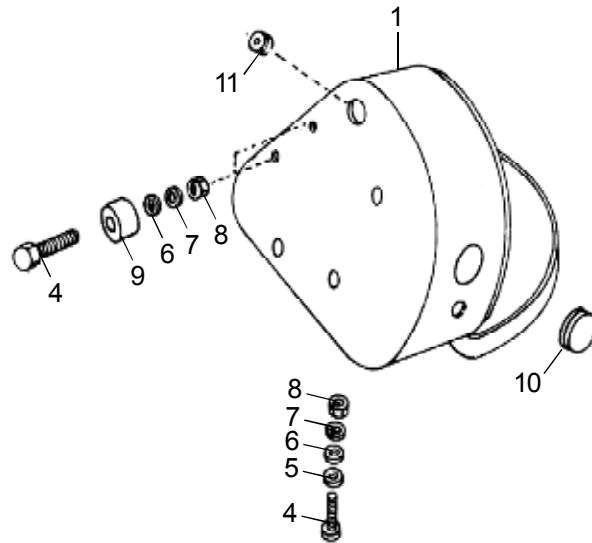
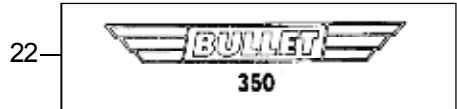
THUNDERBIRD



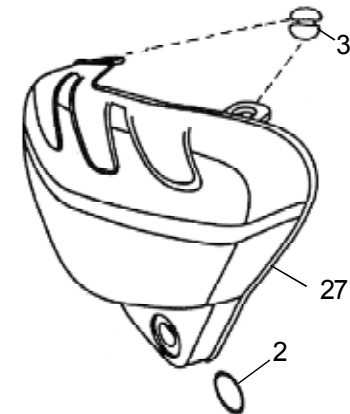
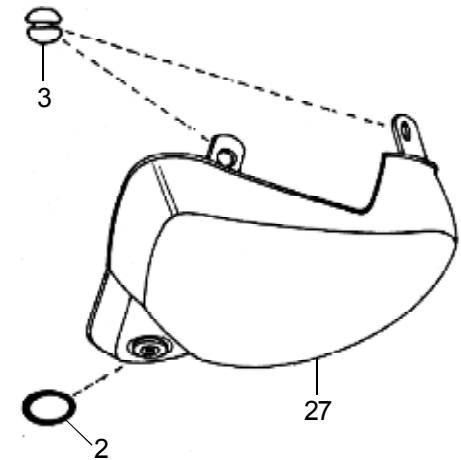
27 **BULLET 500**

14-10 TOOL BOX LH

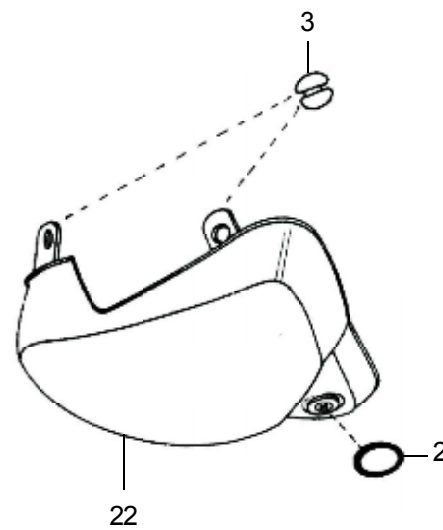
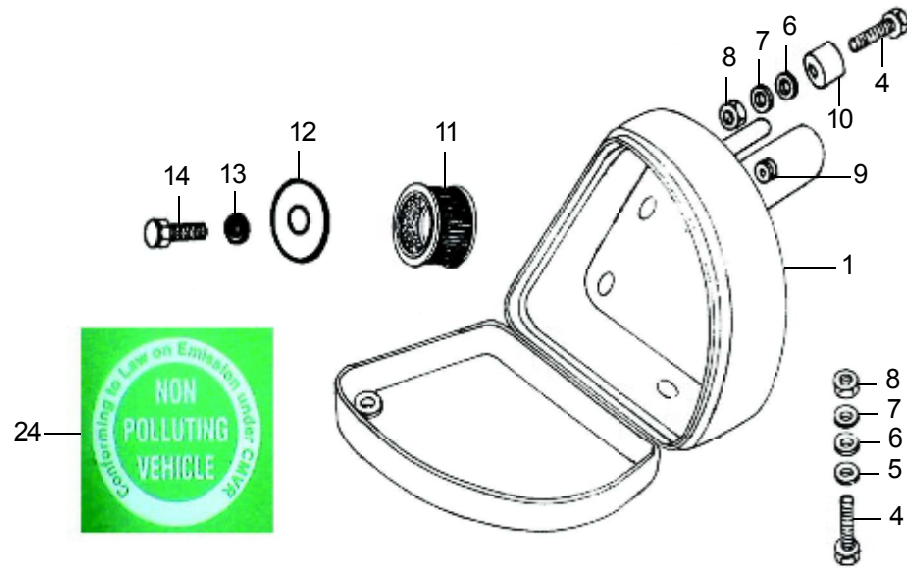
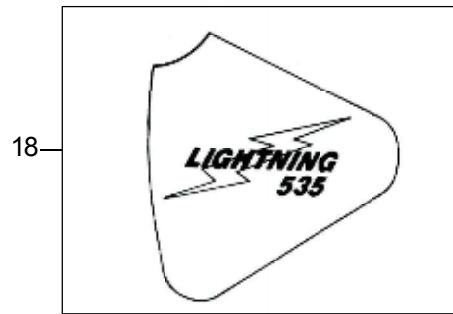

Key No.	Part Numbers		Description	Qty.	350								BU 500	Lightning			Bu Mach		T Bird		Remarks	MOQ
	New	Old			Std	Dlx	Mac	Cam	Elec 4S KS	Elec 4S ES	Elec 5S KS	Elec 5S ES		500	500	535	535 ES	A350	A500	KS		
5	586035/A	140383/3	Plain Washer, M6	1	●	●	●	●	●	●	●	●	●	●	●	●	●	●	●	SB - 687	1	
6	586032/B	141061/1	Washer	3	●	●	●	●	●	●	●	●	●	●	●	●	●	●	●	SB - 687	1	
7	140129		Lock Washer, Internal Teeth	3	●	●	●	●	●	●	●	●	●	●	●	●	●	●	●	SB - 687	50	
8	586029/A	141060	Hexagonal Nut M6 x 1 (Metric)	3	●	●	●	●	●	●	●	●	●	●	●	●	●	●	●	SB - 687	40	
9			Spacer, Tool box	2	●	●	●	●	●	●	●	●	●	●	●	●				143541/A, SB-188		
10	143843/C	110160	Grommet	1	●	●	●	●	●	●	●	●	●	●	●	●				SB - 027, 047	1	
	143843/C	144595	Grommet	1	●	●	●	●	●	●	●	●	●	●	●	●					1	
11	110161		Grommet, Tool box	1	●	●	●	●	●	●	●	●				●	●			SB - 027	1	
	170242/A		Grommet, Tool box	1	●				●				●	●	●	●	●	●	●		1	
21	590320/A	110385	Sticker, LH	1	●	●	●													Before Nov 2001	1	
22	590320/A	801302	Sticker, Tool box, Std Black	1	●																4	
	146153/A		Sticker, Black	1				●	●	●	●										SB - 288	1
	146043/A		Sticker, Rivera Red	1				●	●	●	●										SB - 288	1
	590320/A	146154/A	Sticker, Silver	1				●	●	●	●										SB - 288	1
	146155/A		Sticker, Deep Blue	1				●	●	●	●										LTD, SB - 288	
			Sticker, Silver	1				●	●	●	●										842004, SB - 503	
			Sticker, Tool box, Bullet Electra Gold	1				●													836041, SB - 503	
			Sticker, Tool box, Electra Magic Black	1				●													843010	
			Sticker, Tool box, Electra Blue	1				●													826019, SB - 503	
23			Sticker, Grey/Black	1									●	●	●						810017	1
			Sticker, Burgundy/S.Wood	1									●	●	●						809048	1
			Sticker, Black/Red	1									●	●	●						801232	1
24	500458		Sticker, LH	1											●					Before Nov 2001	1	
25			Sticker, Black/Gold	2											●						801516	
	801515		Sticker, Black/Gold	2												●					LTD	
	810044		Sticker, Metallic Grey/Gold	2											●							1



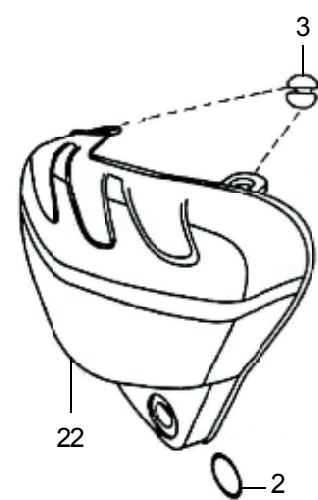
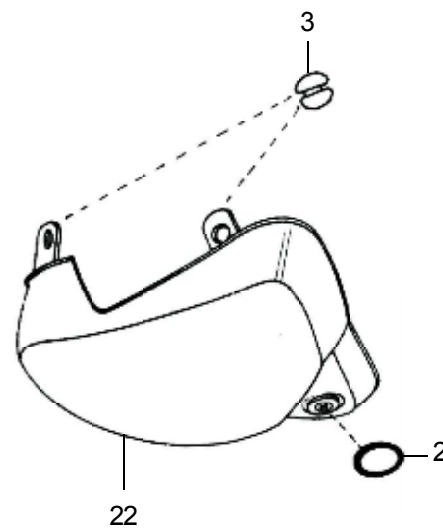
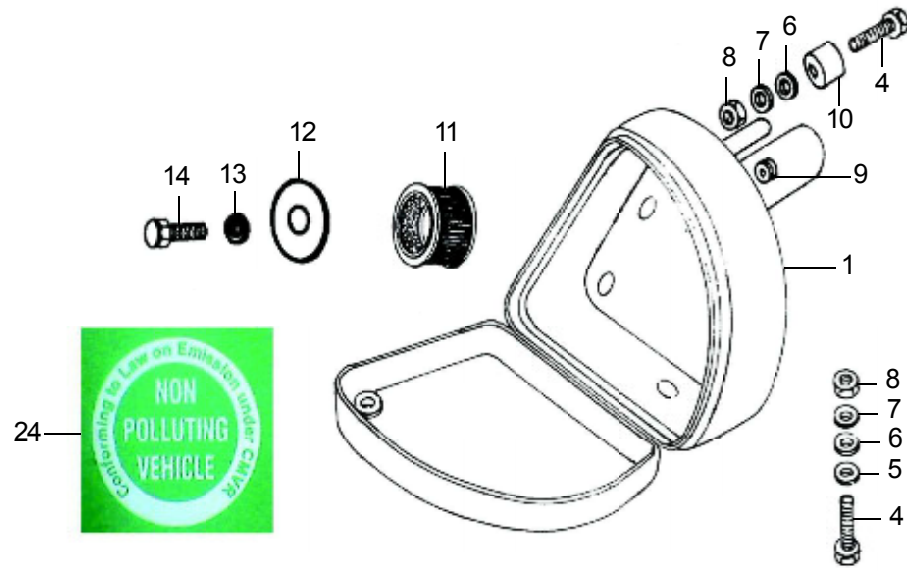


THUNDERBIRD



27 **BULLET 500**



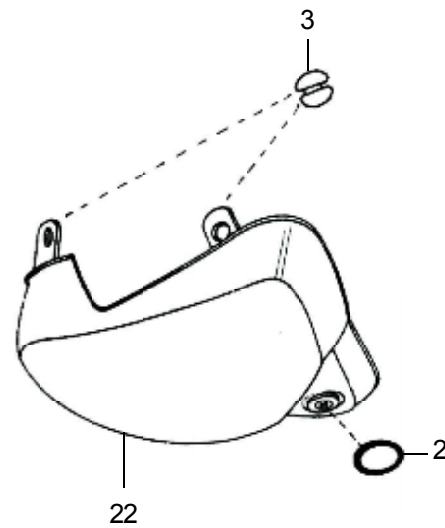
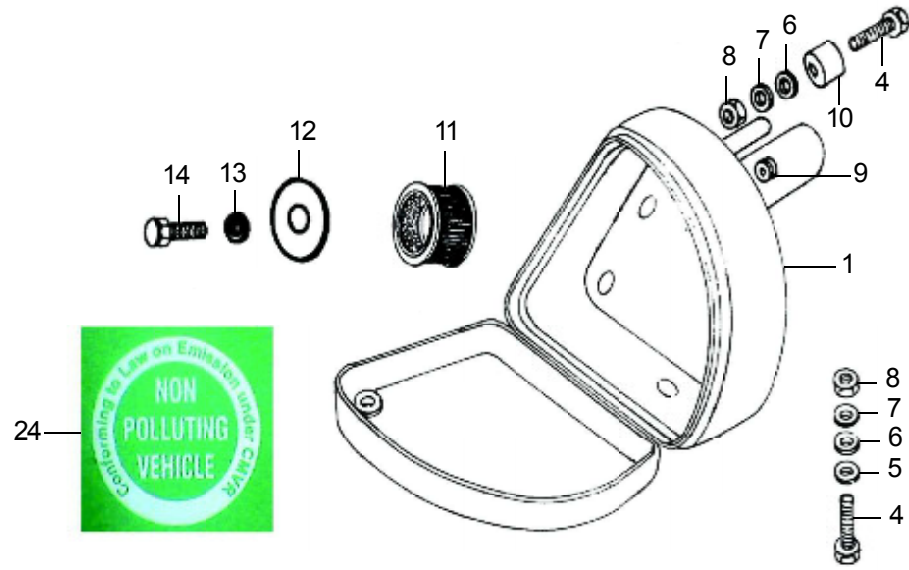
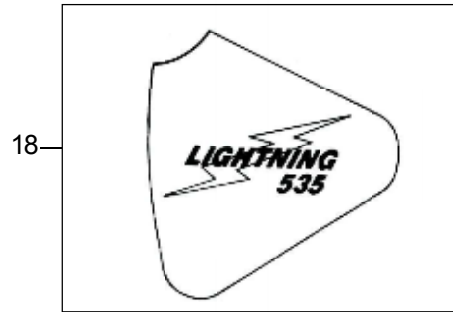

THUNDERBIRD



THUNDERBIRD

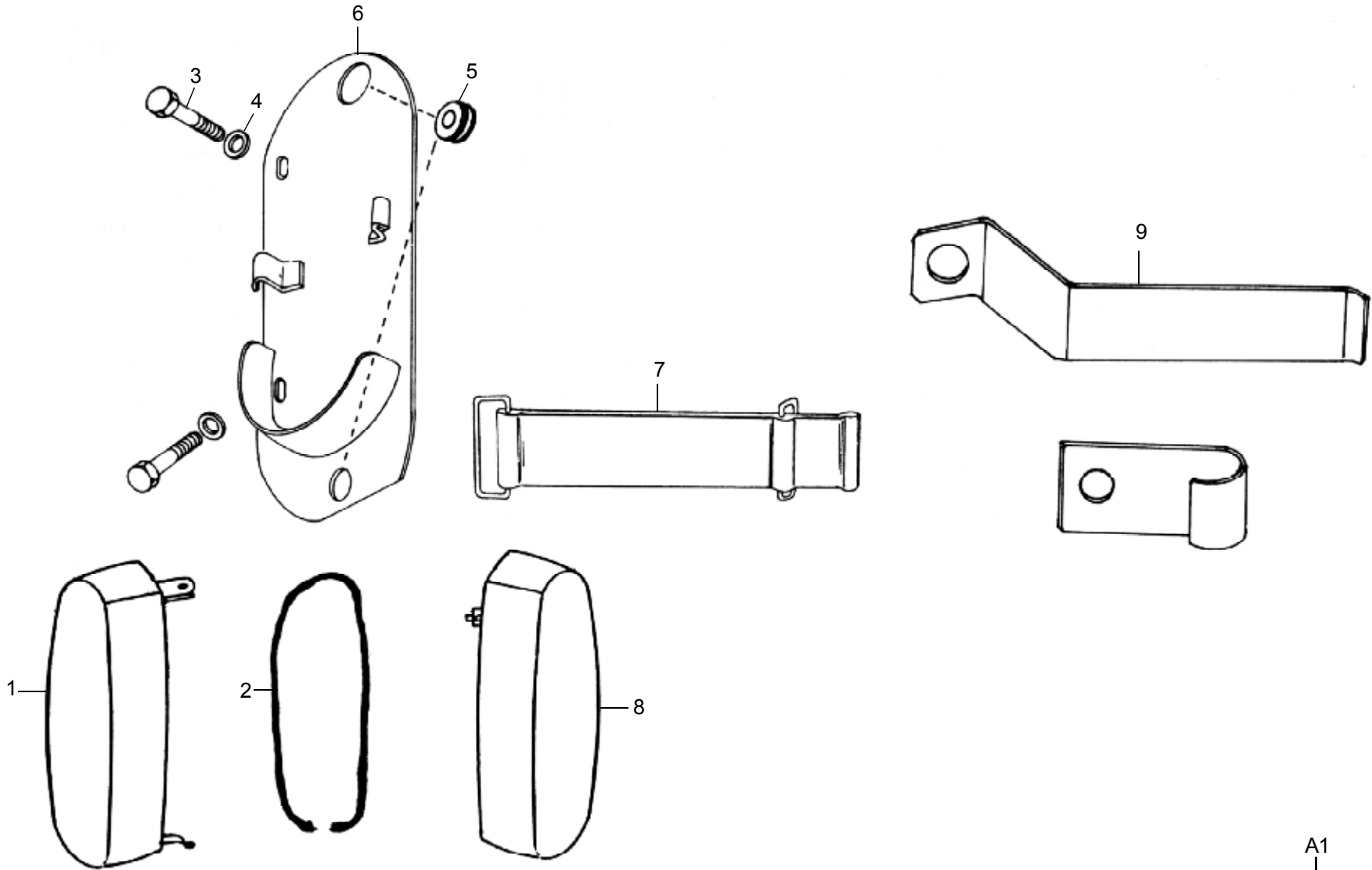
14-20 TOOL BOX RH

Key No.	Part Numbers		Description	Qty.	350								BU 500	Lightning			Bu Mach		T Bird		Remarks	MOQ
	New	Old			Std	Dlx	Mac	Cam	Elec 4S		Elec 5S			500	500	535	535 ES	A350	A500	KS		
7	140129		Lock Washer, Internal Teeth	3	●	●	●	●	●	●	●	●	●	●	●	●	●	●	●	SB - 687	50	
8	586029/A	141060	Hexagonal Nut M6 x 1 (Metric)	3	●	●	●	●	●	●	●	●	●	●	●	●	●	●	●	SB - 687	40	
9	143843/C		Grommet	1	●	●	●	●	●	●	●	●	●	●	●	●	●				1	
10	143540/B		Spacer	2	●	●	●	●	●	●	●	●	●	●	●	●	●			SB-188,199,200,297,317	1	
11	143548/A		Air filter element	1	●				●	●	●	●	●				●	●		SB - 188	1	
12	801161		Retainer top	1	●				●	●	●	●	●				●	●			2	
13	586032/B	141061/1	Washer plain	1	●				●	●	●	●	●				●	●	●	●	SB - 687	50
14	141462/3		Hex bolt M6 x 55	1	●				●	●	●	●					●	●	●	●	SB - 188, 199, 200	20
15	590320/A	801302	Sticker	1	●																4	
16	590320/A	110384	Sticker, RH	1	●	●	●													Before Nov 2011	1	
17			Sticker, Tool box, Electra Silver	1					●	●	●	●									842004	
			Sticker, Tool box, Bullet Electra Gold	1					●												836041	
			Sticker, Tool box, Bullet Electra Magic Black	1					●												843010	
			Sticker, Tool box, Bullet Electra Blue	1					●												826019	
18			Sticker, Grey/Black	1									●	●	●						810016	
			Sticker, Burgundy/S.Wood	1									●	●	●						809047	
			Sticker, Black/Red	1									●	●	●						801231	
19			Transfer Tool Box RH	1												●				500457/B Before Nov 2001		
			Sticker Tool box Mac Black K Green / Wine Red	1												●					801301	
			Sticker Tool box Mac Grey (M. Black)	1												●					810039	
20			Sticker, Black/Gold	1												●					801516	
	801515		Sticker, Black/Gold	1													●				LTD	
	810044		Sticker, Mettalic Grey/Gold	1												●						1
	810043		Sticker-Grey 500-Metalic Gold	1													●				LTD	1



THUNDERBIRD

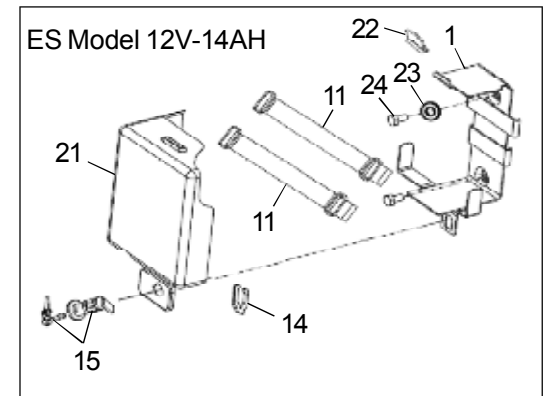
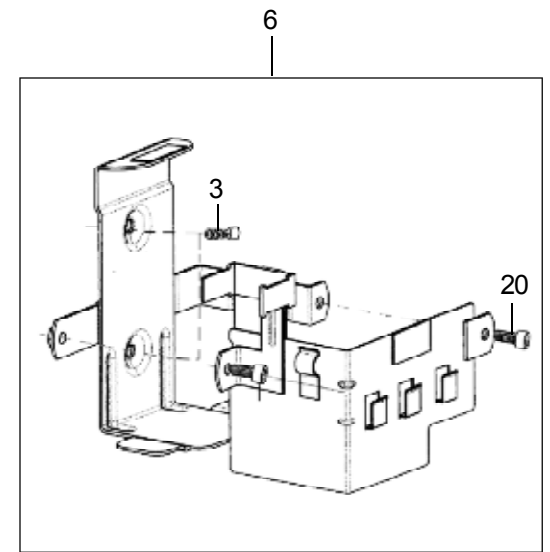
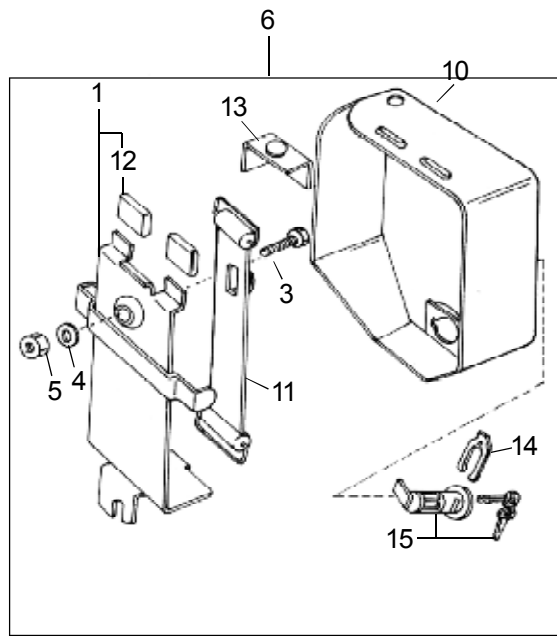
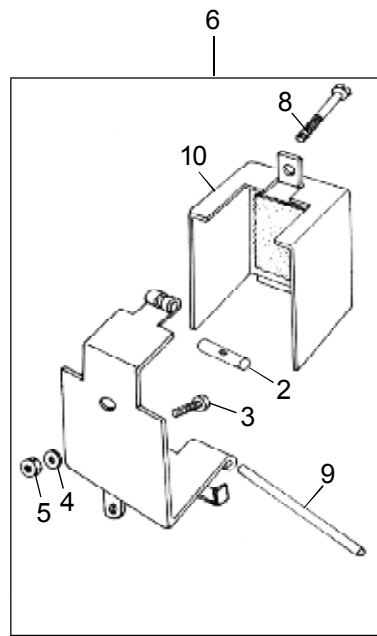
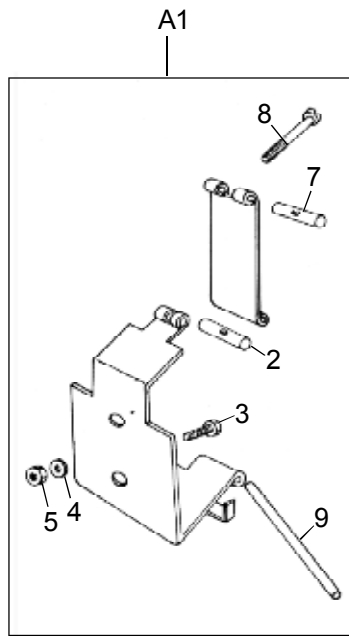
14-30 SIDE DECOR



A1

Key Nos.
1 & 8

14-40 BATTERY CARRIER ASSEMBLY



A1

Key Nos.

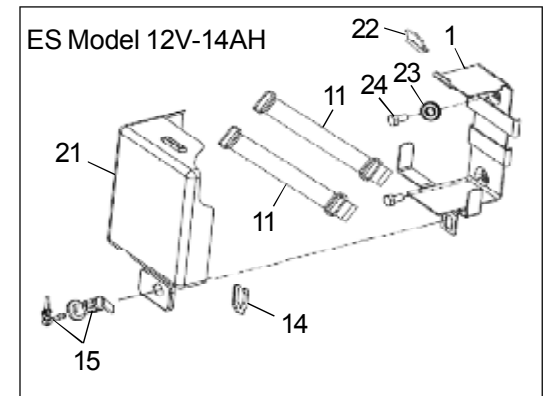
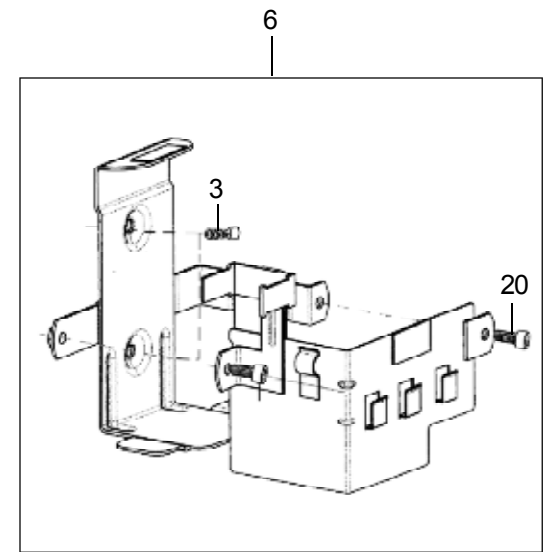
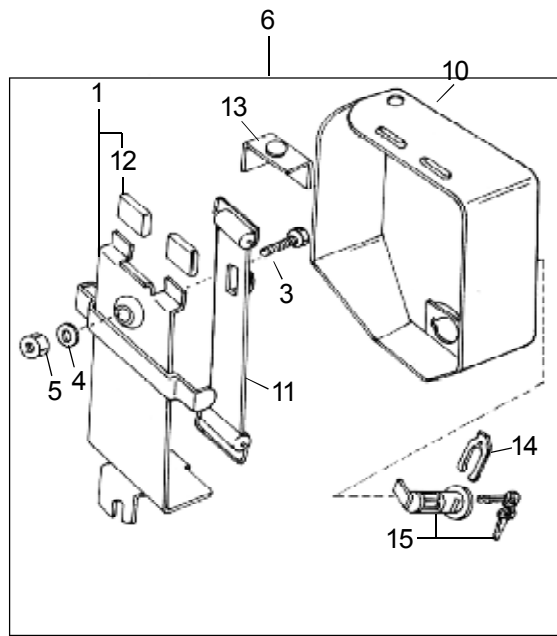
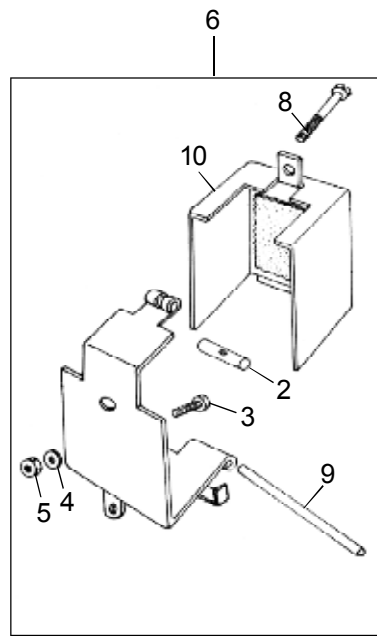
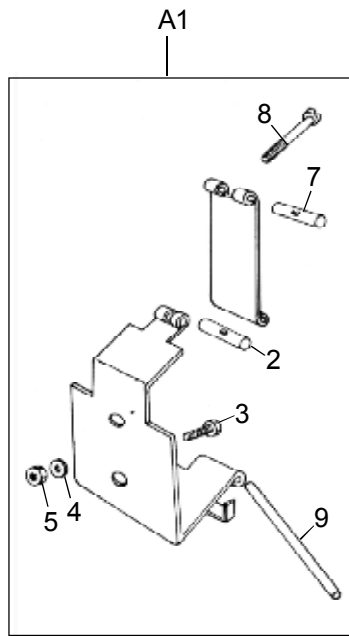
A2

Key Nos.
1, 21 & 22

14-40 BATTERY CARRIER ASSEMBLY

Key No.	Part Numbers		Description	Qty.	350								BU 500	Lightning			Bu Mach		T Bird		Remarks	MOQ
	New	Old			Std	Dlx	Mac	Cam	Elec 4S KS	ES	Elec 5S KS	ES		500	500	535	535 ES	A350	A500	KS		
		141438	Battery carrier 12V	1	●	●													145402, Before Sept 2002			
A1	146399/A	145459/A	Battery carrier	1	●			●	●			●	●		●				SB-359, For 350 & 500, After Sept 2002	1		
			Battery carrier	1													●		801293			
A2	560212/A		Battery carrier assy. with cover, Black powder coated	1				●	●					●	●					1		
	146399/A		Back Plate Assy.	1	●			●	●	●	●									1		
			Battery carrier W/O cap rubber (back plate assy)	1										●	●				560057/B	1		
1	801209		Back Plate Assy. Powder Coated VOM	1				●	●			●	●	●	●	●				1		
			Battery carrier W/O cap rubber (back plate assy)	1				●	●										801801	1		
	561962/C		Battery carrier assy. with cap	1				●	●											1		
2			Trunnion, Threaded	1	●	●	●				●								143252 < Sept '02 SB-227, 236, 238			
3	142258		Bolt, Battery carrier M8X16	1	●	●	●	●	●	●	●	●	●	●	●	●	●	●		40		
	142258		Bolt, Battery carrier M8X16	2	●			●	●	●	●	●			●	●	●	●		40		
4	586036/A	140080/2	Plain washer, M8	1	●	●	●	●	●	●	●	●	●	●	●	●	●	●		40		
5	586004/A	142182	Hexagonal Nylock Nut M8 x 9.5	1	●	●	●	●	●	●	●	●	●	●	●	●	●	●		40		
			Battery carrier back plate	1			●				●								141439, Before Sept 2002			
	170392	145402/A	Battery carrier complete with cover complete	1	●			●	●	●	●	●		●					SB-359, For 350 & 500, After Sept 2002	1 1		
		146407/A	Battery carrier complete with cover	1	●			●	●	●	●	●		●					SB - 359	1		
6	560031/A	560054	Battery carrier with cover - battery carrier assembly	1				●	●	●	●		●	●	●	●	●			1		
	592930/C	521204/F	Battery carrier complete assy - ES	1													●		Before 2008	1		
	592930/C	592930/B	Battery carrier complete assy - ES	1													●		SB-387, 486, 01-2013,	1		
	560031/A	521090/C	Battery carrier complete assy - KS	1													●			1		
7			Trunnion, Plain - Battery carrier	1	●	●													143253 < Sept '02, SB-227, 236, 238			

14-40 BATTERY CARRIER ASSEMBLY



A1

Key Nos.

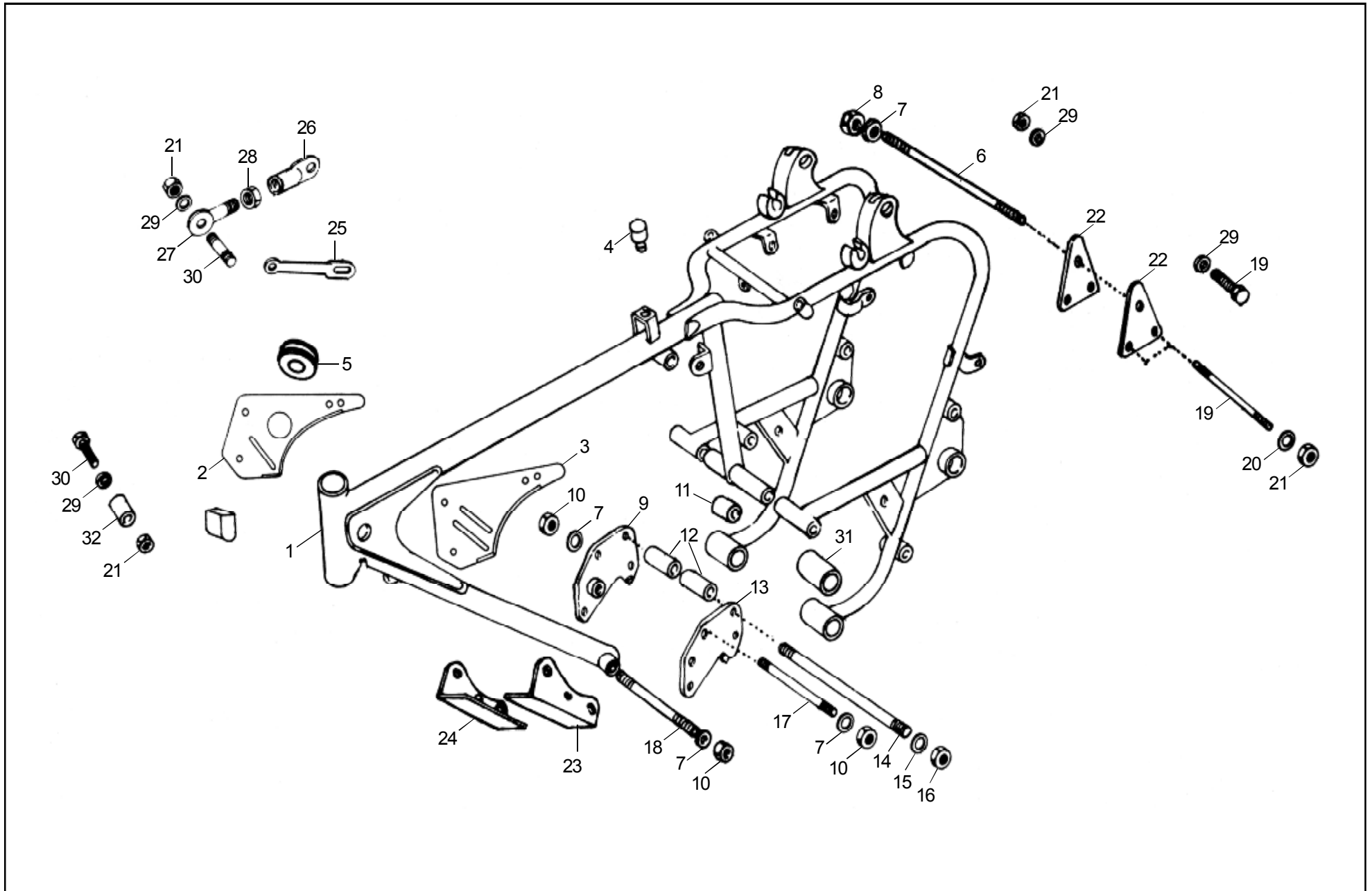
A2

Key Nos.
1, 21 & 22

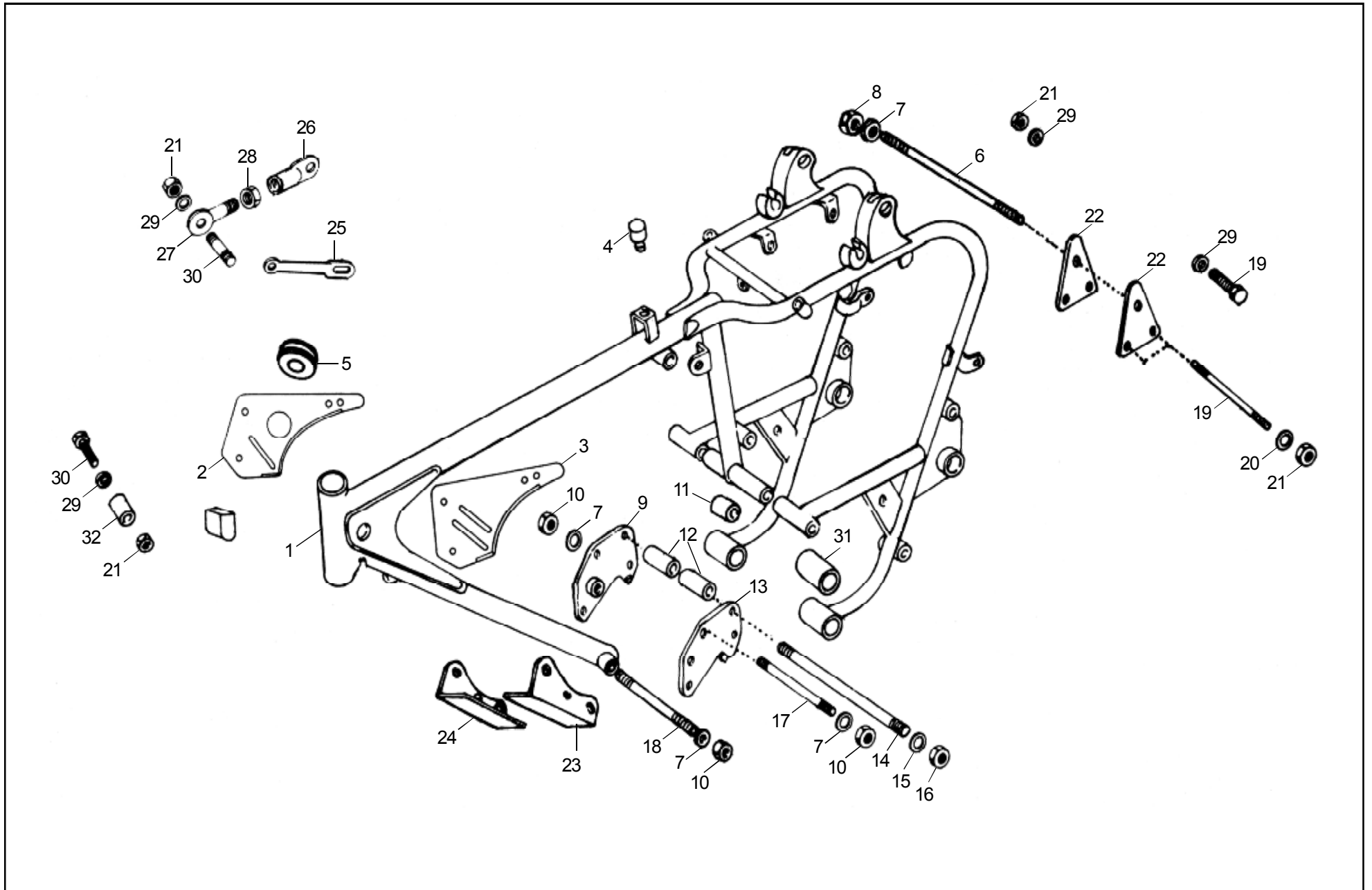
14-40 BATTERY CARRIER ASSEMBLY

Key No.	Part Numbers		Description	Qty.	350								Lightning			Bu Mach		T Bird		Remarks	MOQ
	New	Old			Std	Dlx	Mac	Cam	Elec 4S		Elec 5S		BU 500	500	535	535 ES	A350	A500	KS		
8	143254		Screw, Battery carrier cover	1	•	•	•					•								Before Sept 2002 SB-227, 236, 238	
9			Hinge pin	1	•	•	•					•		•						110734	
10	170358		Battery cover, Lockable, Plated	1	•			•	•		•	•	•							For 350 & 500 After Sep. '02 SB-227, 236	1
			Battery cover front, Fiber	1			•				•									143023 < Sept '02, SB-227, 236, 238	
	560062/A		Battery cover	1										•	•	•					
11	143132/C		Strap, Battery hold	1	•			•	•			•	•		•	•				For 350 & 500, SB-359 After Sep.2002	1
	560058/D	560058/B	Strap, Battery hold	2					•		•	•		•	•						
	146406/A		Strap, Battery hold	1	•				•		•	•									
12	146402/A	143131	Cap, Rubber - Battery carrier	2	•			•	•	•	•	•	•	•	•	•				143131/B, SB-227,236	1
			Cap, Rubber	2													•	•		560101/A	
13	143133/B		Terminal insulator cap - Lightning	1	•			•	•	•	•	•	•	•	•	•				For 350 & 500 After Sep.'02 SB - 227, 236	14
14	143079/C	143079/B	Clip lock	1	•			•	•	•	•	•	•	•	•	•				For 350 & 500 After Sep.'02 SB - 227, 236	1
15			Battery lock	1	•			•	•			•	•		•					143134/B, SB-227	1
	597132		Battery lock with key	1	•				•	•	•	•									
16			Liner, Battery carrier (L-58)	1										•						560091/A	
17			Liner, Battery carrier (L-91)	1										•						560090/A	
18			Liner, Battery carrier (62x300)	1										•						560004/B	
19	146244/C		Rexine black cover battery	1																	1
20	142258		Hex. Slotted Screw M6 x 16	2														•	•		1
21	801476		Battery cover, Black powder coated	1					•		•										1
22	560210/C	560210/A	Cap battery carrier- rubber	1					•		•										1
23	586036/A	140437	Washer	1					•	•	•	•								SB - 049	1
24	586022/C	560100	Flanged Hex. Bolt M8x45	1					•		•				•					SB-252, Old No.145881/A	1

15-10 FRAME ASSEMBLY



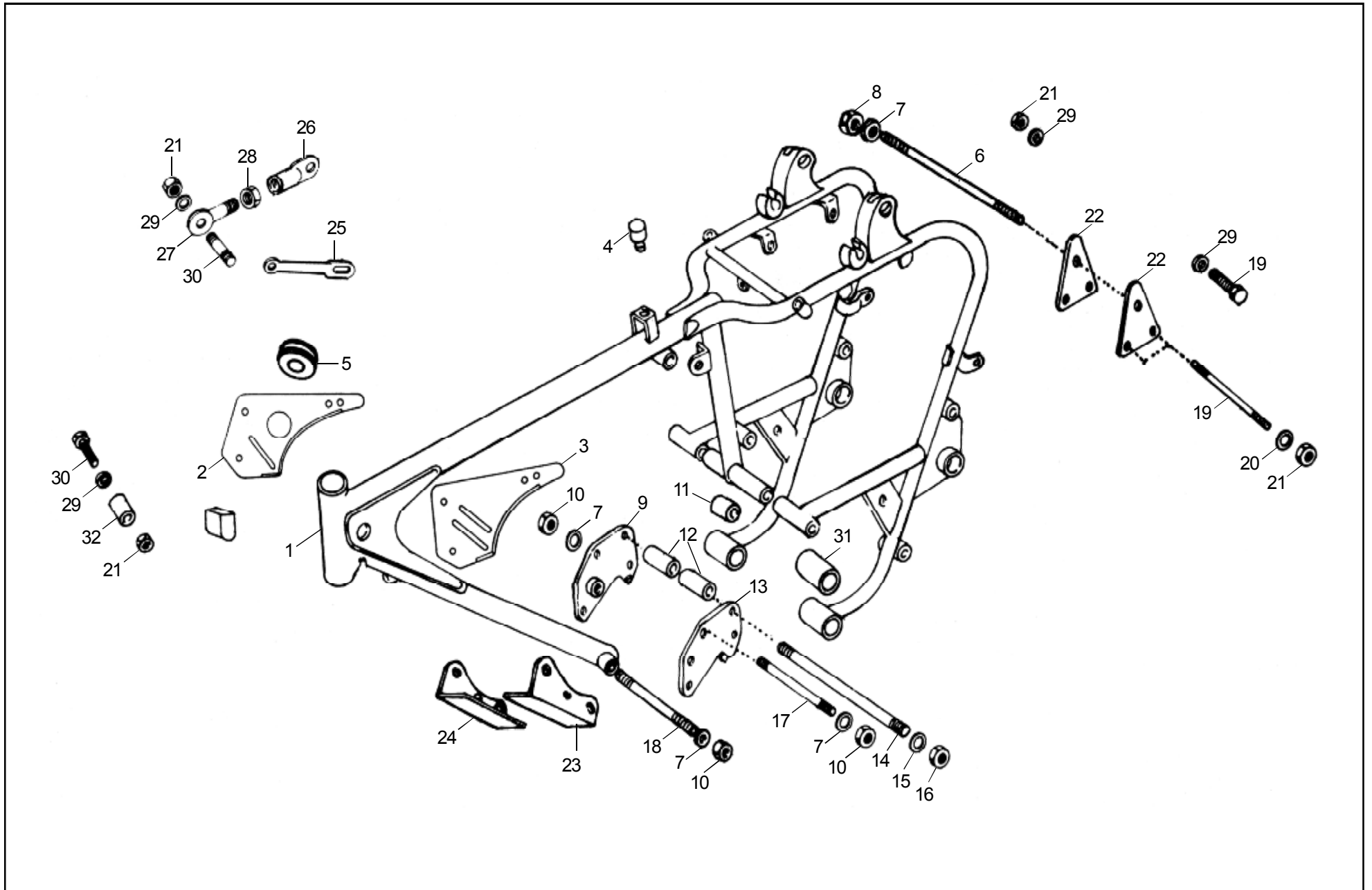
15-10 FRAME ASSEMBLY



15-10 FRAME ASSEMBLY

Key No.	Part Numbers		Description	Qty.	350								BU 500	Lightning			Bu Mach		T Bird		Remarks	MOQ
	New	Old			Std	Dlx	Mac	Cam	Elec 4S KS	Elec 4S ES	Elec 5S KS	Elec 5S ES		500	500	535	535 ES	A350	A500	KS		
9	801216	801021	Engine plate RH - Black	1	●	●	●	●	●	●	●	●	●	●	●	●	●	●	●	SB - 161	1	
	801056	111998	Engine plate RH Assy. (Rear Black)	1						●	●					●	●	●	●	SB - 161	1	
10	110220		Hex nut, 1/2" CEI	4	●	●	●	●	●	●	●	●	●	●	●	●	●	●	●	SB - 252	20	
	120332		Hex. nut, 1/2" BSF	1	●	●	●	●	●	●	●	●	●	●	●	●	●	●	●		10	
11	147487/B	113022/B	Rear brake spindle bush RH Thick	1					●	●	●	●					●	●	●	●	SB - 500	1
	147487/B		Rear brake spindle nylon bush RH Thick	1					●	●	●	●					●	●	●	●		1
12	801019	110200/B	Spacer, Centre stand	2	●	●	●	●	●	●	●	●	●	●	●	●	●	●	●	●	SB - 511	1
13	801217	801022	Engine plate LH - Black	1	●	●	●	●	●	●	●	●	●	●	●	●	●	●	●	●	SB - 161	1
	801057	111999	Engine Plate LH, Rear Black - T1	1														●			SB - 161, 311	1
14	145885/B	110210	Spacer Stud	1	●	●	●	●	●	●	●	●	●	●	●	●	●	●	●	●	SB-185, SB-252,	
	145885/B	145417/B	Engine plate stud, rear	1	●	●	●	●	●				●	●	●	●	●				SB-180, After July '01 SB-252, Alt.No.145885/B	
			Stud M10, rear	1					●	●	●	●									145884/A	
		145855/A	Stud, rear	1	●	●	●	●	●	●	●	●	●	●	●	●	●	●	●	●	145855/B	
15	586033/A	140293	Plain Washer, M10	2	●	●	●	●	●	●	●	●	●	●	●	●	●	●	●	●		50
	586033/A	140293	Plain Washer, M10	2	●	●	●	●	●	●	●	●	●	●	●	●	●	●	●	●	SB - 687	50
16	140302/3	145871/A	Flanged hex serrated nut	2	●				●	●	●	●					●	●	●	●	SB - 252	
	140302/3	586057/A	Hex nut	2	●	●	●	●	●	●	●	●	●	●	●	●	●	●	●	●		20
17	145857/A		Flanged hex bolt 1/2" x 16 TPI x 130	1	●	●	●	●	●	●	●	●	●	●	●	●	●	●	●	●		1
		110215	Stud, Engine plate	1	●	●	●	●	●				●	●	●	●	●				SB-252, Alt.No.145857/A	
18	110214		Stud, (1X2X5X26) Front engine plate	1	●	●			●		●	●					●	●		●	SB-252, Alt.No.145856/A LTD	
	593049/D	145856/B	Hex bolt.	1	●				●		●						●	●	●			2
	593049/D	145856/B	Stud, Front engine plate	1	●		●	●	●		●		●	●			●	●			SB-252	
			Hex bolt, Front engine plate	1													●				SB-252, 560092/C	
	586001/A	145879/A	Flanged Hex bolt	1	●				●	●	●	●					●	●	●	●	SB - 687	1

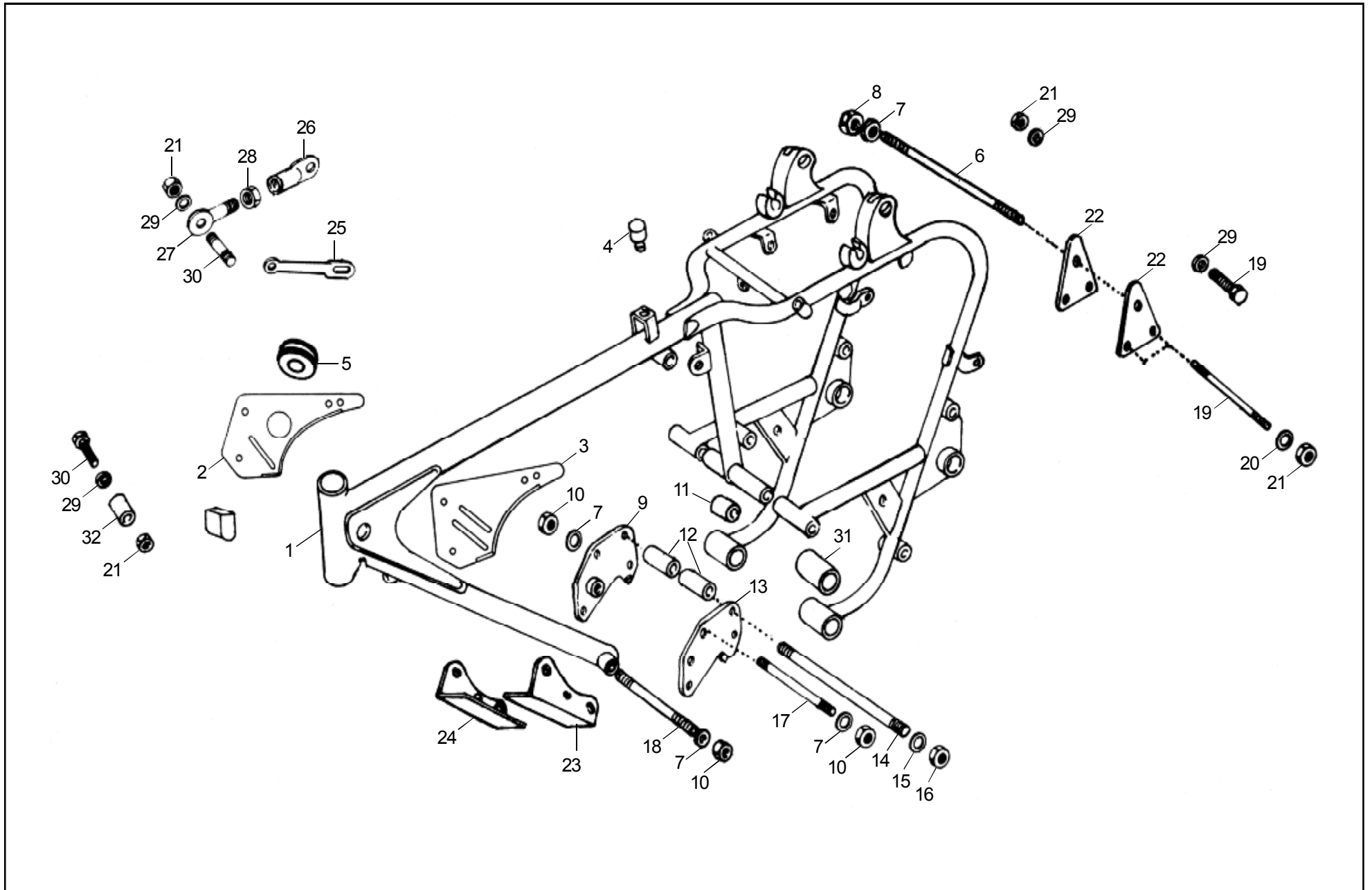
15-10 FRAME ASSEMBLY



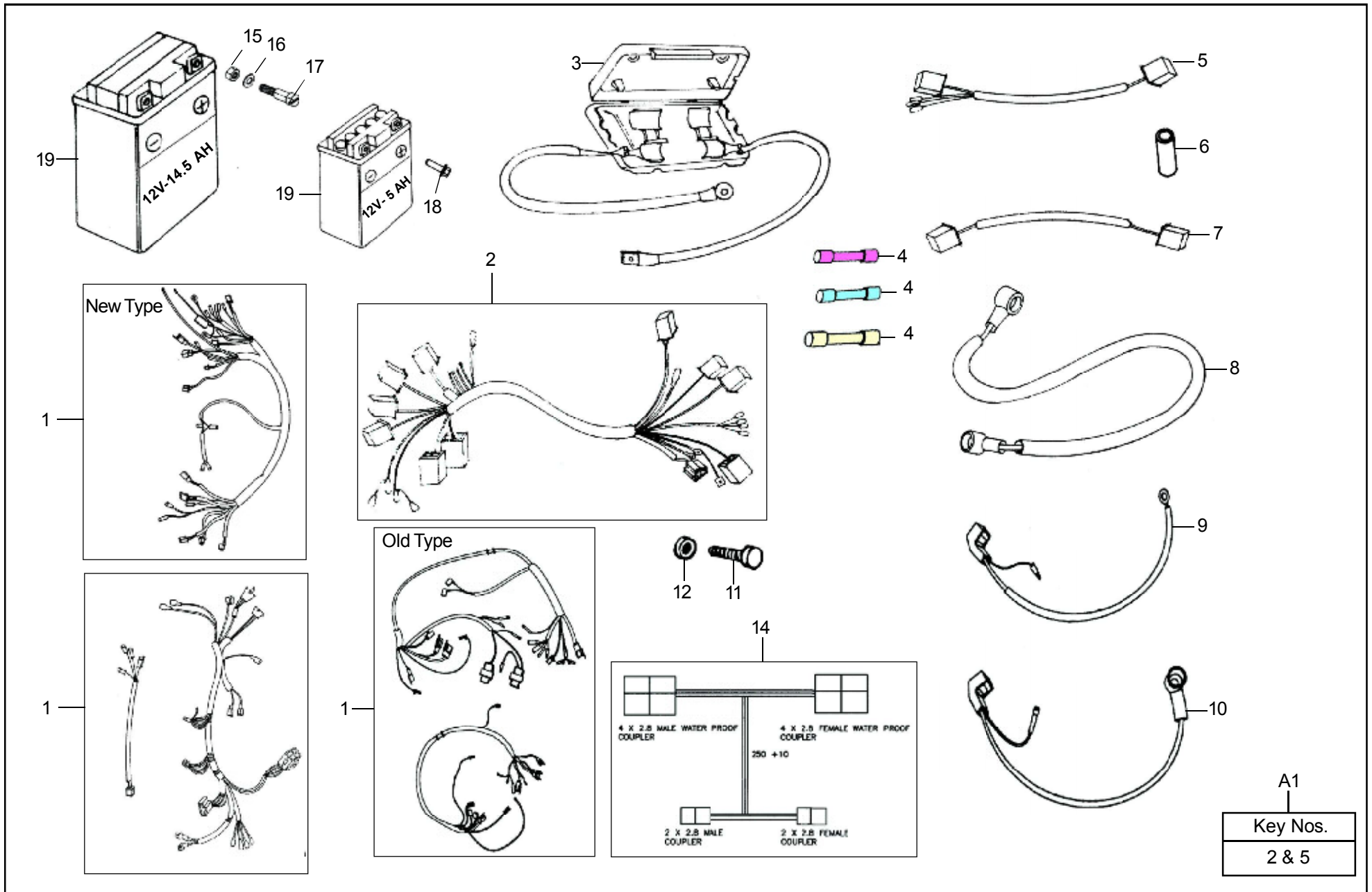
15-10 FRAME ASSEMBLY

Key No.	Part Numbers		Description	Qty.	350								Lightning			Bu Mach		T Bird		Remarks	MOQ	
	New	Old			Std	Dlx	Mac	Cam	Elec 4S		Elec 5S		BU 500	500	535	535 ES	A350	A500	KS			ES
	141057		Gear box plated stud (Top)	2	●	●	●	●	●				●	●	●	●		●		SB-252 For T'Bird, Before Oct. '02	20	
19	593049/D	145856/B	Flanged hex bolt(M8x1.25x120)	2	●				●		●							●			2	
	593060/D	145878/A	Flanged hex bolt(M8x1.25x120)	2	●				●	●	●	●						●	●	●	SB - 252, 687	5
20	140147		Washer 5/16" shake proof	4	●	●	●	●	●	●	●	●	●	●	●	●	●	●	●	●	For T'Bird, Before Oct. '02	40
	586038/B	210026	Spring Washer M8	4	●	●	●	●	●	●	●	●	●	●	●	●	●	●	●	●	SB - 565, SB - 687	40
21	141051/A	141051	Nut	6	●	●	●	●	●	●	●	●	●	●	●	●	●	●		For T'Bird, Before Oct. '02	40	
	586004/A	142182	Hexagonal Nylock Nut M8 x 9.5	3	●					●	●	●						●	●	For T'Bird, After Oct. '02		
	586005/A	145867/A	Flanged hex nut (M8 x 1.25)	2	●				●	●	●	●						●	●			
22	801020		Gear box plate	2	●	●	●	●	●	●	●	●	●	●	●	●	●	●	●			10
23	801257	801026	Engine plate LH, Front	1	●	●	●	●	●	●	●	●						●	●	●	SB - 467	
			Engine plate LH, Front	1	●	●	●	●													560107/A	
			Engine plate LH, Plated	1									●	●	●				●		560108/A	
24	801256	801025	Engine plate RH, Front	1	●	●	●	●	●	●	●	●						●	●	●	SB - 467	1
			Engine plate RH, Front	1	●	●	●	●													560109/A	1
			Engine plate RH, Plated	1									●	●	●				●		560110/A	1
25			Stay, Engine	1														●	●	●	SB-305, 146208/A	
	145554/A	141239/B	Stay, Engine	1	●	●	●	●	●	●	●	●									SB - 199, 200	10
26			Sleeve, Steady eye bolt	1															●	●	SB-305, 500359	
			Sleeve, Cylinder head steady eye bolt	1									●	●	●	●					140441	
27			Eye bolt, Cylinder head steady eye bolt	1								●	●	●	●				●		SB-305, 140435	5
28	140302/3	586057/A	Hex nut (Metric)	1	●				●	●	●	●	●	●	●	●	●	●	●			20
	140300		Hex. Nut, 3/8" CEI X (Inches)	1	●				●	●	●	●							●	●		20
29	586036/A	140080/2	Plain Washer, M8	2	●	●	●	●	●	●	●	●	●	●	●	●	●	●	●	●	SB-305, Ref. Key No.25	50
	586036/A	140080/2	Plain Washer, M8	5	●				●	●	●	●							●	●	After Oct. 2002, SB-687	50

15-10 FRAME ASSEMBLY



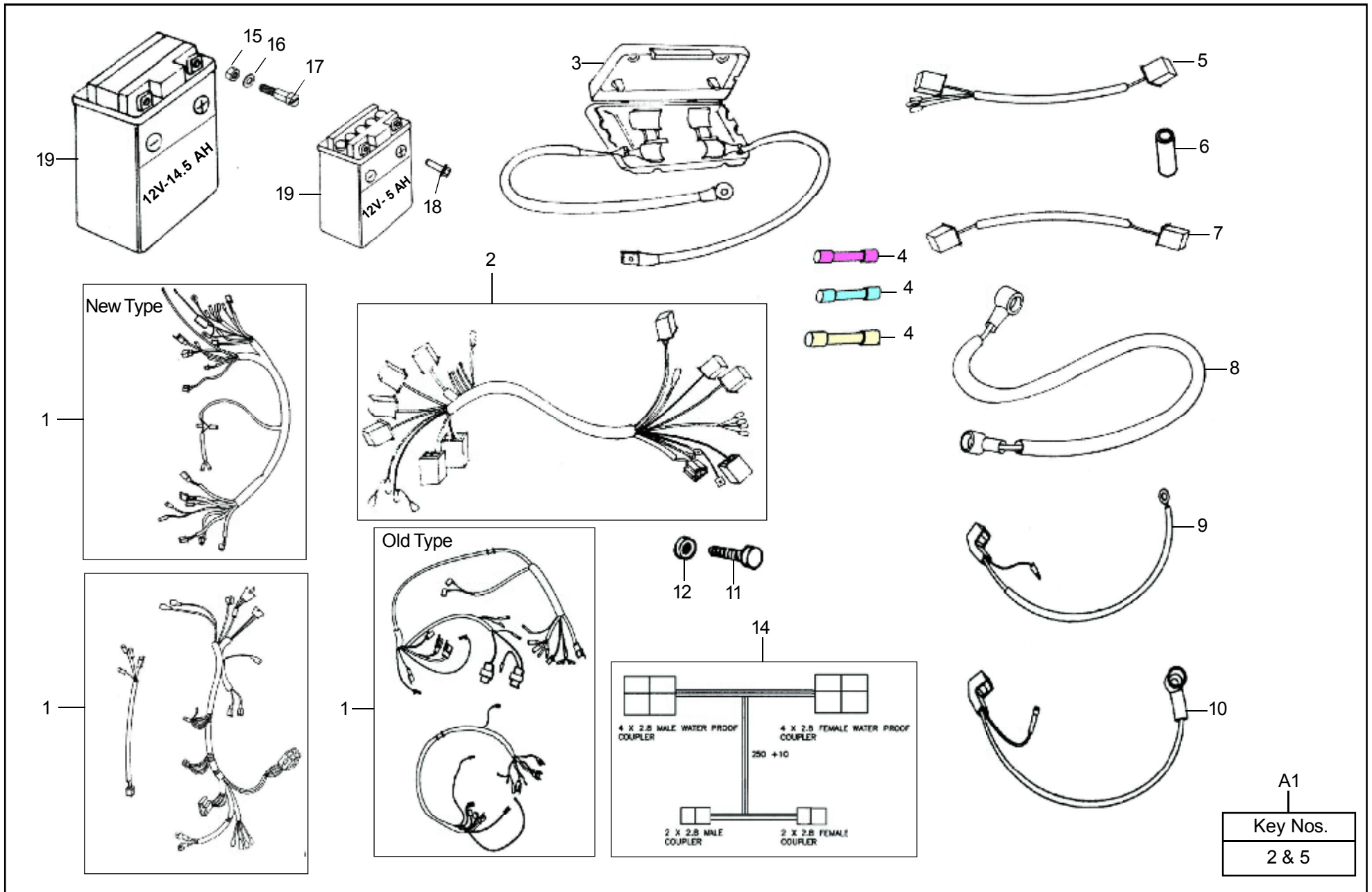
16-10 BATTERY AND HARNESS



16-10 BATTERY AND HARNESS

Key No.	Part Numbers		Description	Qty.	350								BU 500	Lightning			Bu Mach		T Bird		Remarks	MOQ	
	New	Old			Std	Dlx	Mac	Cam	Elec 4S		Elec 5S			500	500	535	535 ES	A350	A500	KS			ES
									KS	ES	KS	ES											
A1	888302		Main Cable harness and Tail Light Wire Kit (Std)	1	●	●	●	●											SPM / 014	1			
	888303		Main Cable harness and Tail Light Wire Kit (TCI, KS)	1				●	●										SPM / 014	1			
	888304		Main Cable harness and Tail Light Wire Kit (TCI, ES)	1				●	●										SB-647, SPM / 014	1			
1	146778/B		Main cable harness, TB KS-2005, LH & RH - Old Type	1													●	SB-470, < 2005, Split Type	1				
	521004/F		Main cable harness (TB)	1													●	SB-353, Alt.No. 521247/A	1				
	521247/A		Main cable harness	1													●	SB - 353	1				
			Main cable harness	1								●						170371	1				
	170517		Main cable harness - Citi bike	1								●	●						LTD	1			
2	147257/B	144350	Main cable harness, AC - DC	1	●														SB - 519	1			
	147257/B	144586/E	Main cable harness	1	●	●	●	●			●								144586/F SB - 263, 451, 519	1			
			Main cable harness	1										●					560055/D	1			
	540084/C	500970/D	Main cable harness	1				●							●				SB - 216, 263, 364, 503	1			
	145718/B		Main cable harness, Electra with Disc brake	1				●							●				SB - 263	1			
			Main cable harness - KS	1				●	●										147132/A SB-445, 456	1			
	147451/B		Main cable harness	1				●	●										SB - 445				
			Main cable harness	1				●	●										SB-445, 145994/B				
	146501/B		Main cable harness - KS Electra	1				●	●										SB-456, 147132/A	1			
	146920/A		Main cable harness	1					●										SB-456, 147132/A	1			
	510271/B	147131/A	Main cable harness - ES	1				●	●										SB - 445	1			
	510271/B	146926/A	Main cable harness	1					●										SB - 445	1			
	510271/B		Main cable harness	1				●	●						●	●			SB - 509	1			
	147258/A	560034/D	Main cable harness (ES)	1							●								SB - 393	1			
	145578/B		Main cable harness (KS)	1							●								SB - 393	1			
147255/A	521248/B	Main cable harness	1														●	SB - 445	1				

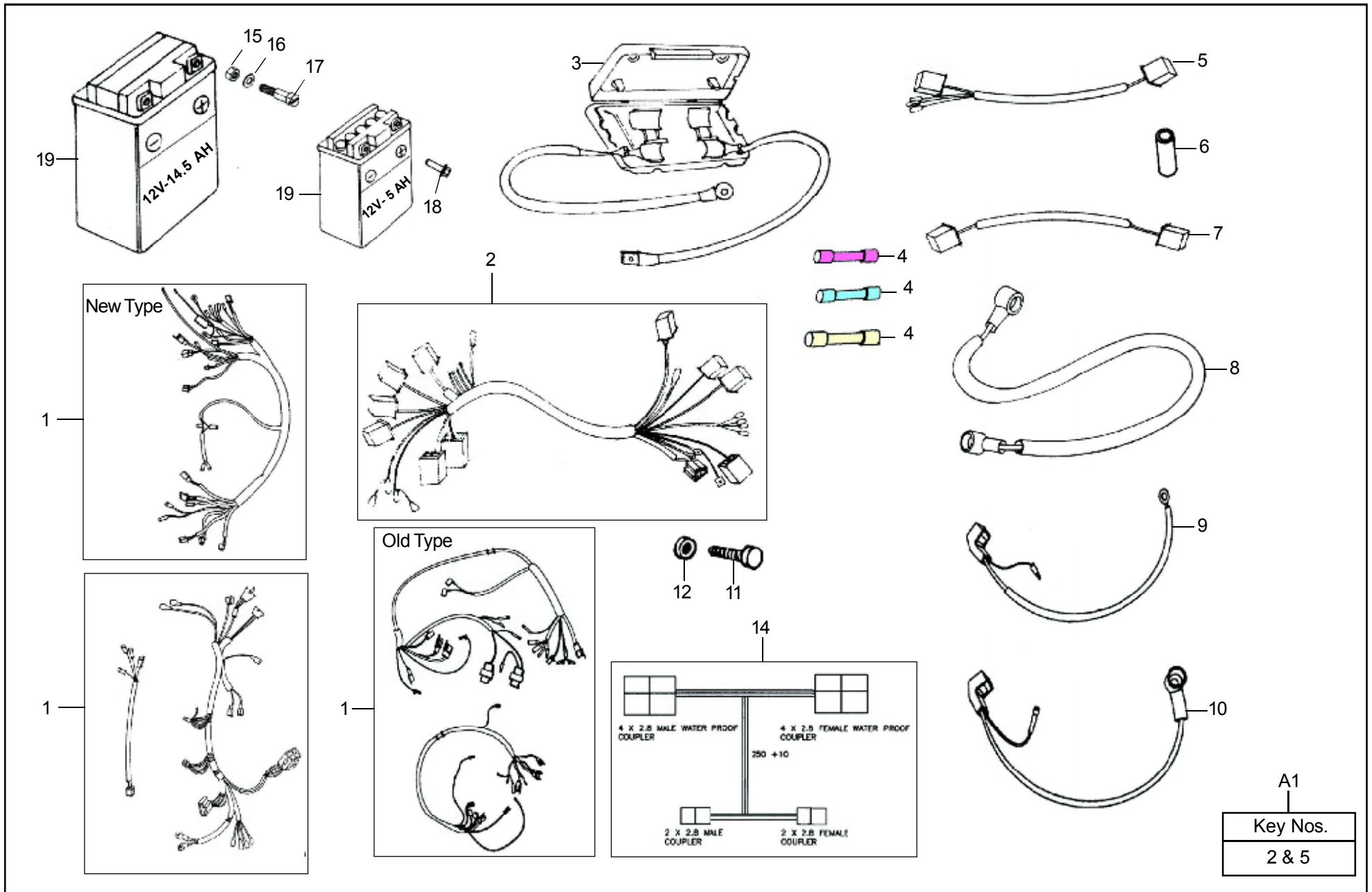
16-10 BATTERY AND HARNESS



16-10 BATTERY AND HARNESS

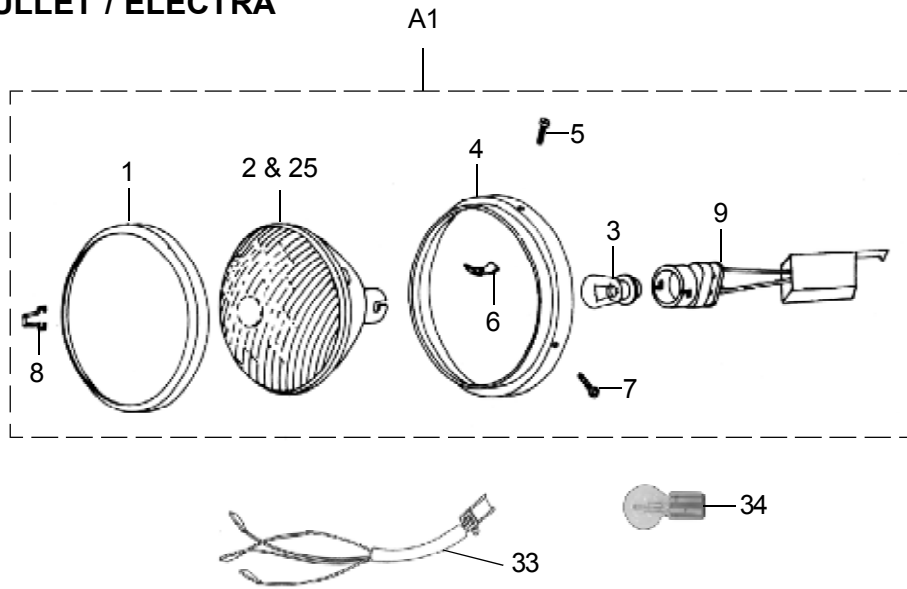
Key No.	Part Numbers		Description	Qty.	350								BU 500	Lightning			Bu Mach		T Bird		Remarks	MOQ	
	New	Old			Std	Dlx	Mac	Cam	Elec 4S		Elec 5S			500	500	535	535 ES	A350	A500	KS			ES
									KS	ES	KS	ES											
2	147255/A		Main cable harness	1														●	SB - 445	1			
	147256/A		Main cable harness, KS	1														●	SB - 470, FLRY Type	1			
	147258/A		Main cable harness	1	●															1			
3		142932	Fuse carrier complete assy. (Nylon 6 Black with 20 Amps Fuse)	1	●	●	●	●			●	●	●	●					145267/A	2			
	147349/A	142930	Fuse carrier complete assy. (Red wire with 20 Amps Fuse)	1	●										●					2			
	560130/A		Fuse carrier assy. (Tubular type)	1							●		●	●		●			Snap on connector	1			
4			Fuse (Catridge) 20 Amps - Tubular	2	●	●	●	●			●	●	●	●					SB-149, 145268				
		142933	Fuse 20 Amps - Tubular	2											●	●				18			
		146418	Fuse 15 Amps - Tubular	2					●	●	●	●			●	●	●	●		16			
		146451	Fuse 10 Amps - Tubular	2					●	●	●	●			●	●	●	●		20			
5	147294/A	144352/B	Wiring harness, Tail light	1	●	●	●	●			●								SB - 264	1			
	591560/C	560144/A	Wiring harness, Tail light	1								●	●	●						1			
	147294/A	540076/A	Wiring harness, Tail light	1	●				●	●	●	●			●	●	●	●	SB - 455	1			
	147294/A		Wiring harness, Tail light	1	●				●	●	●	●			●	●	●	●	SB - 455	1			
	147669/A		Harness, Tail light	1													●			1			
	143587		Trafficator & Tail Lamp Lead	1	●															1			
6	140714		Snap on connector	1	●	●	●	●	●	●	●						●	●					
7			Add on lead assy. for Dual tone, Horn	1			●	●	●						●				143881	1			
8	147265/A	560625/A	Cable - Battery +ve to relay starter	1					●		●				●	●			SB-413, 147036/A	1			
	147265/A	560035/E	Cable - Battery +ve to relay starter (E-start 4 SG)	1					●					●					Alt. No. 147265/A	1			
			Cable - Battery +ve to relay starter	1											●	●			147036/A				
	147262/A	560611/D	Cable - Battery +ve to relay starter	1														●	SB-471,Alt.No.147262/A	1			
	147262/A		Cable - Battery +ve to relay starter	1											●			●	SB-474, Served as kit Ref. 147398/A	1			
	147265/A		Cable - Battery +ve to relay starter	1					●		●	●			●	●				1			

16-10 BATTERY AND HARNESS

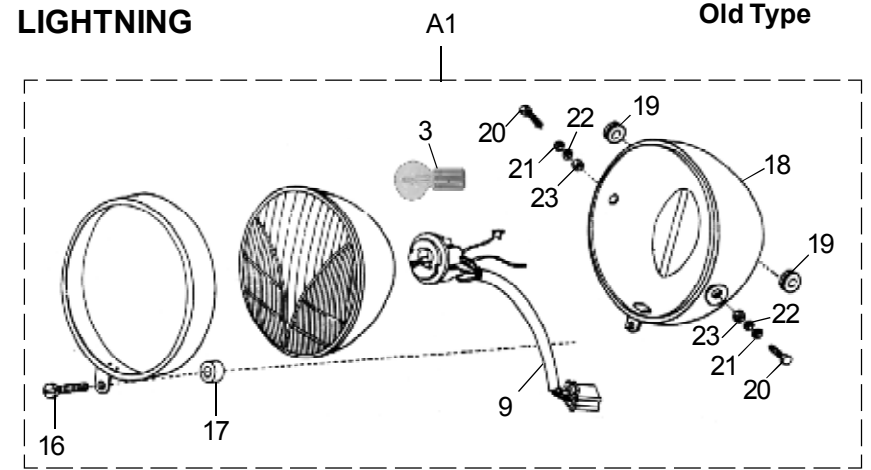


16-20 HEAD LAMP & PILOT LAMP

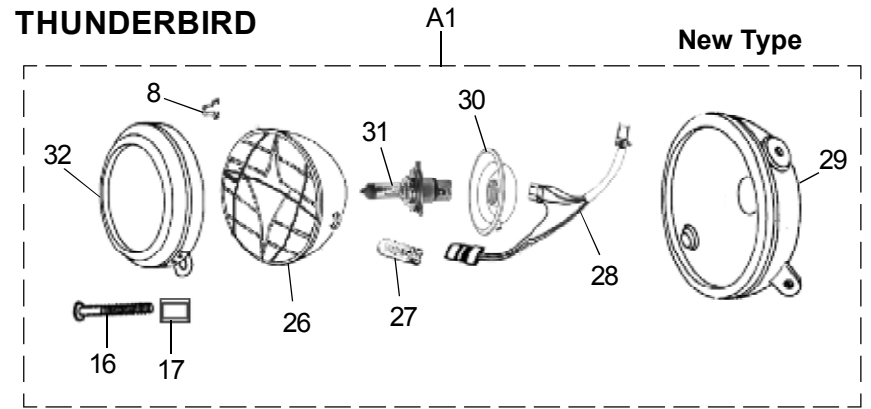
BULLET / ELECTRA



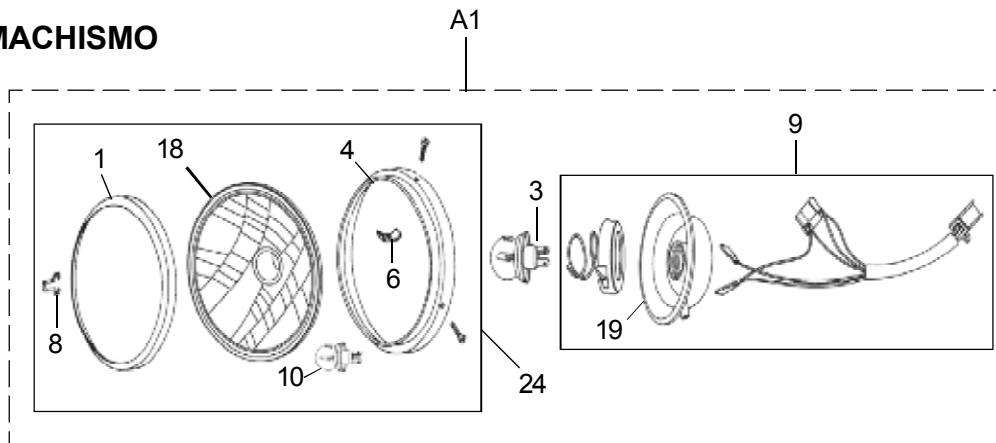
LIGHTNING



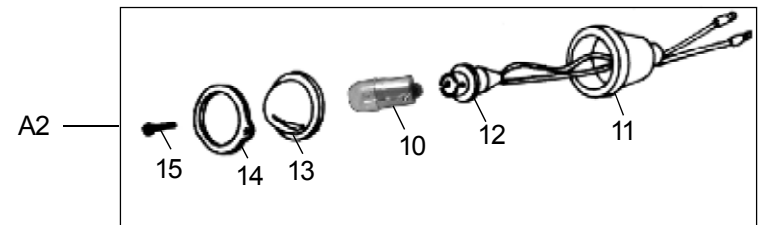
THUNDERBIRD



MACHISMO



PILOT LAMP

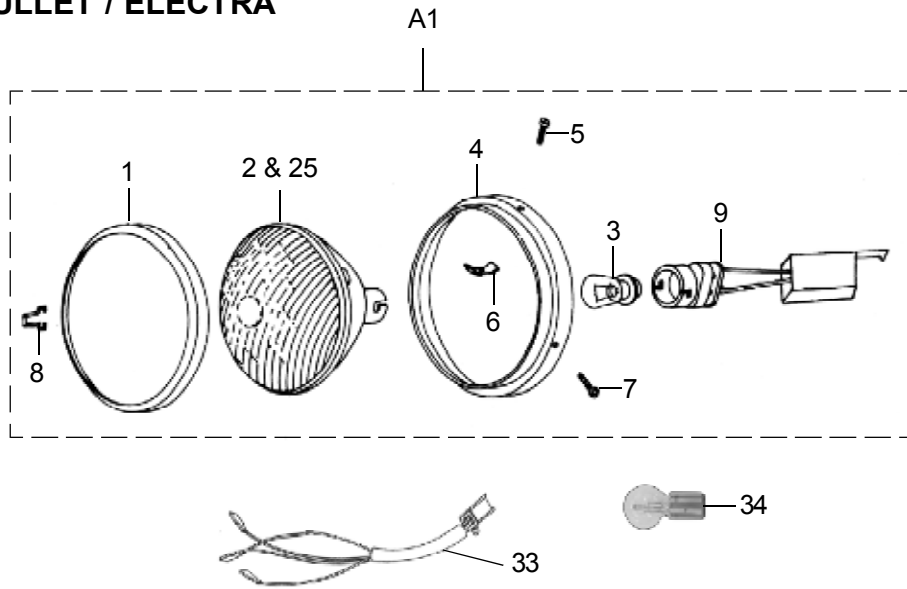


16-20 HEAD LAMP & PILOT LAMP

Key No.	Part Numbers		Description	Qty.	350								BU 500	Lightning			Bu Mach		T Bird		Remarks	MOQ	
	New	Old			Std	Dlx	Mac	Cam	Elec 4S		Elec 5S			500	500	535	535 ES	A350	A500	KS			ES
									KS	ES	KS	ES											
			Head lamp assembly with bulb (50/40W) - Chrome plated	1	●	●	●	●	●		●				●				SB-263, 144358	1			
	147772/A	145981/C	Head lamp assembly with bulb (45/40W)	1	●	●	●	●	●		●				●				SB-458, SB-563, Alt.No.147772/A	1			
			Head lamp assembly without bulb (50/40W)	1	●	●	●	●	●		●				●				SB-263, 144359/A	1			
			Head lamp assembly without bulb (45/40W)	1	●	●	●	●	●		●				●				SB-263, 145999/A	1			
			Head lamp assembly with bulb, Electra	1	●	●	●	●	●	●	●				●	●			SB-458, 146767/B	1			
A1	147772/A		Head lamp assembly with bulb, STD & Electra, 4SP	1	●				●	●	●				●	●			SB - 563	1			
	147774/A	146767/B	Head lamp assembly with bulb, Electra	1					●	●	●				●	●			SB - 563	1			
	146779/B		Head lamp assembly with bulb	1								●	●	●			●	●	Old Type, SB-355	1			
	580575/C		Head lamp assembly with bulb (New Type)	1													●	●	> 2008, SB - 654	1			
			Head lamp assembly without bulb	1	●	●	●	●	●		●								141886				
			Head lamp assembly without bulb (Citi Bike)	1								●	●	●					170291				
			Head lamp assembly without bulb	1													●		521148/A				
A2			Pilot lamp assembly without bulb	2	●	●	●	●	●		●								140871				
	144372/E	144372/D	Pilot lamp assembly with bulb	2	●	●	●	●	●	●	●				●	●			SB-216, 396, 465	1			
1	583888/A	141632	Front Rim, Head lamp	1	●	●	●	●	●	●	●				●	●							
			Head Lamp Rim	1	●														144378				
2	147772/A	140270	Unit Light	1	●	●	●	●	●		●									1			
	146833/A		Head lamp unit with bulb	1	●	●	●	●	●	●	●								SB - 355, 458	1			
			Head lamp assy. without bulb	1	●	●	●	●	●	●	●								146834/A SB-458, 463	1			
	146838/A		Headlamp unit with Bulb	1													●	●					
			Head lamp assy. without bulb	1													●	●	SB-355, 146839/A				
3	146000	142301	Bulb 12V - 50 / 40 W	1	●	●	●	●	●		●				●				SB - 263	1			
			Bulb 12V - 45 / 40 W	1	●	●	●	●	●		●				●				SB-263, 146000/A	1			
	146835/A	146835	Bulb 12V - 35/35w (head lamp)	1	●	●	●	●	●	●	●				●	●	●	●	SB - 458	1			
	146000	142759	Head Lamp Bulb 12V-40/45W	1								●	●	●			●						

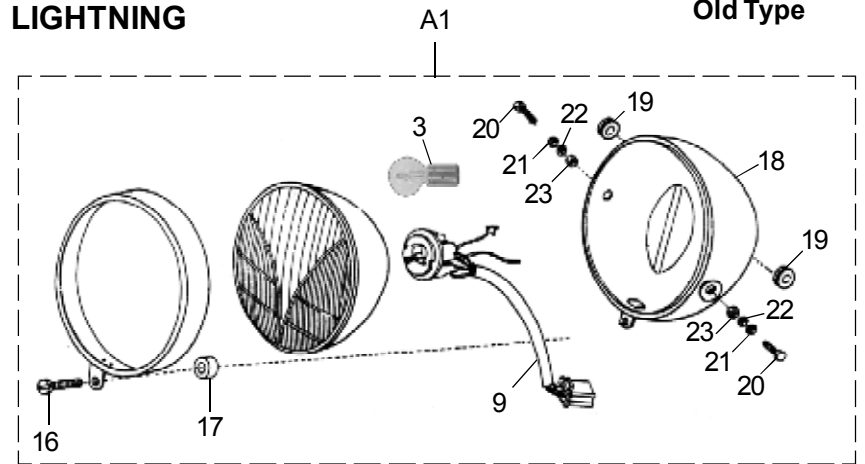
16-20 HEAD LAMP & PILOT LAMP

BULLET / ELECTRA



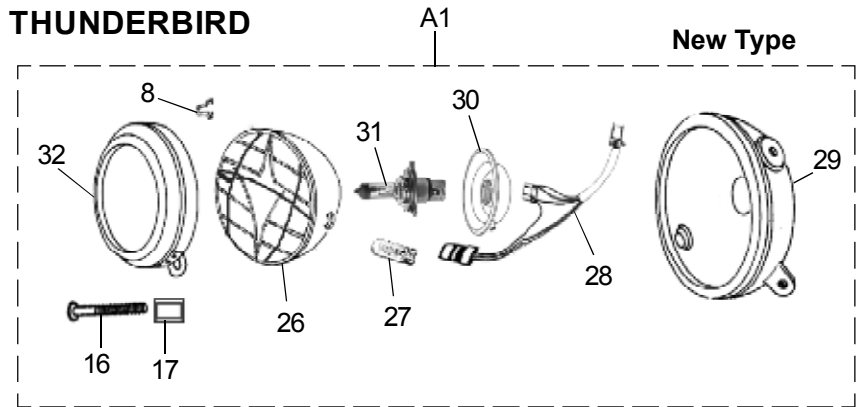
LIGHTNING

Old Type

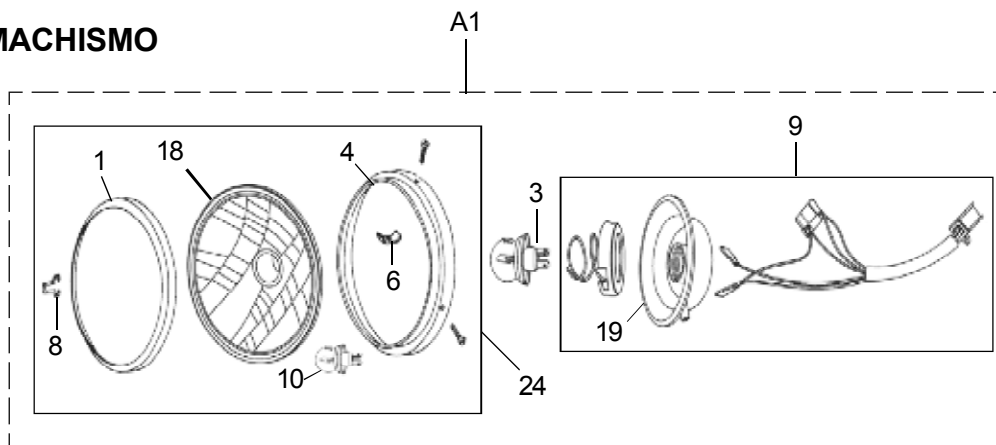


THUNDERBIRD

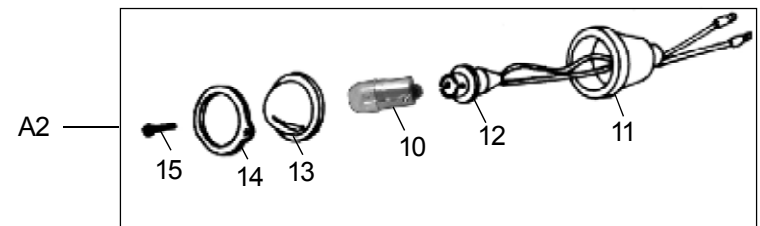
New Type



MACHISMO



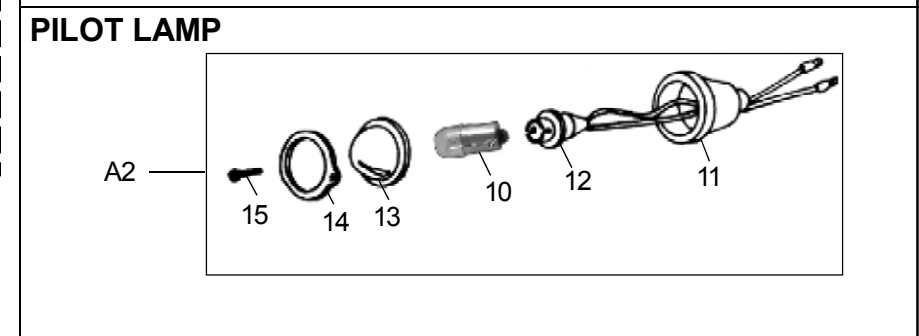
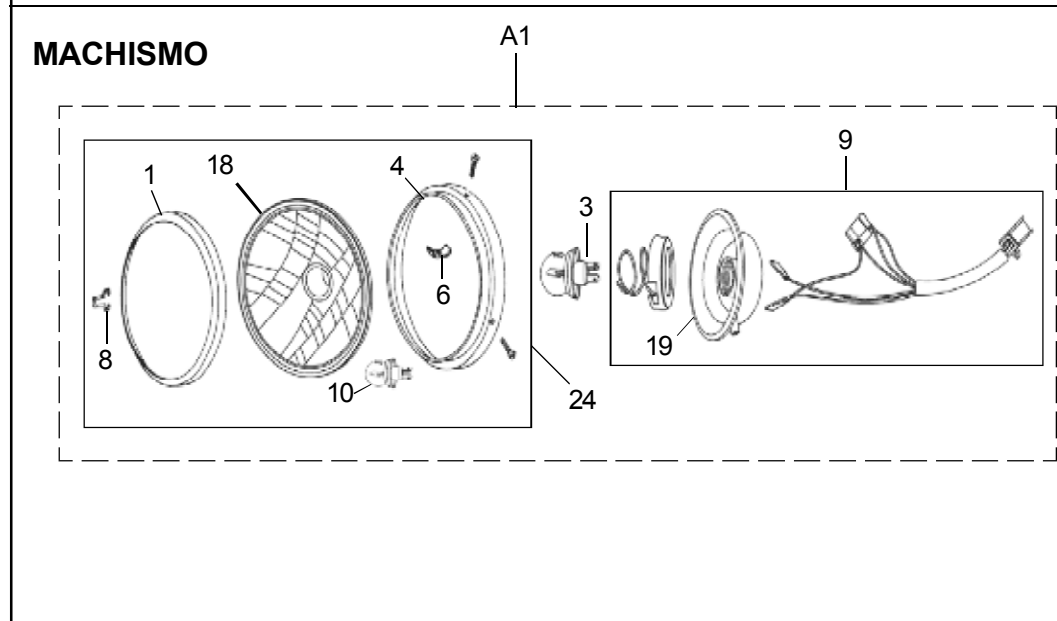
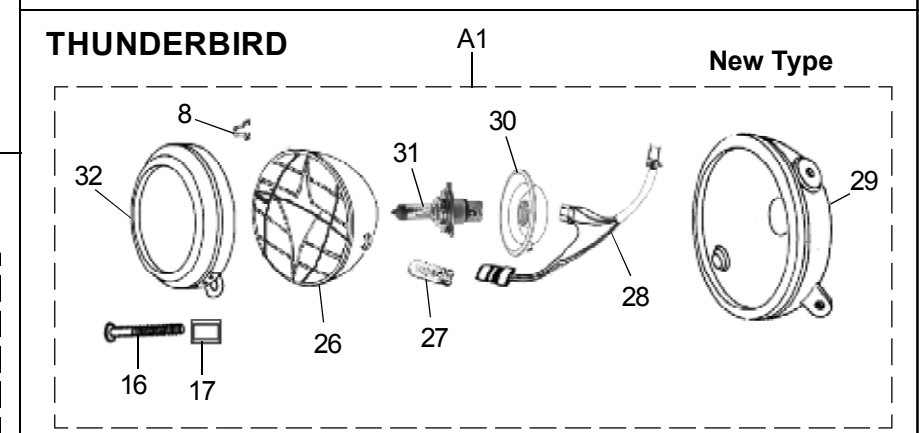
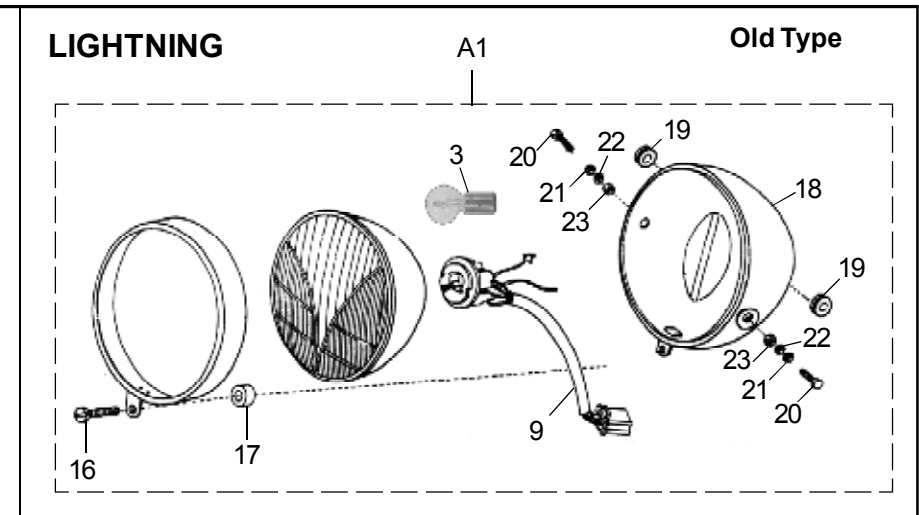
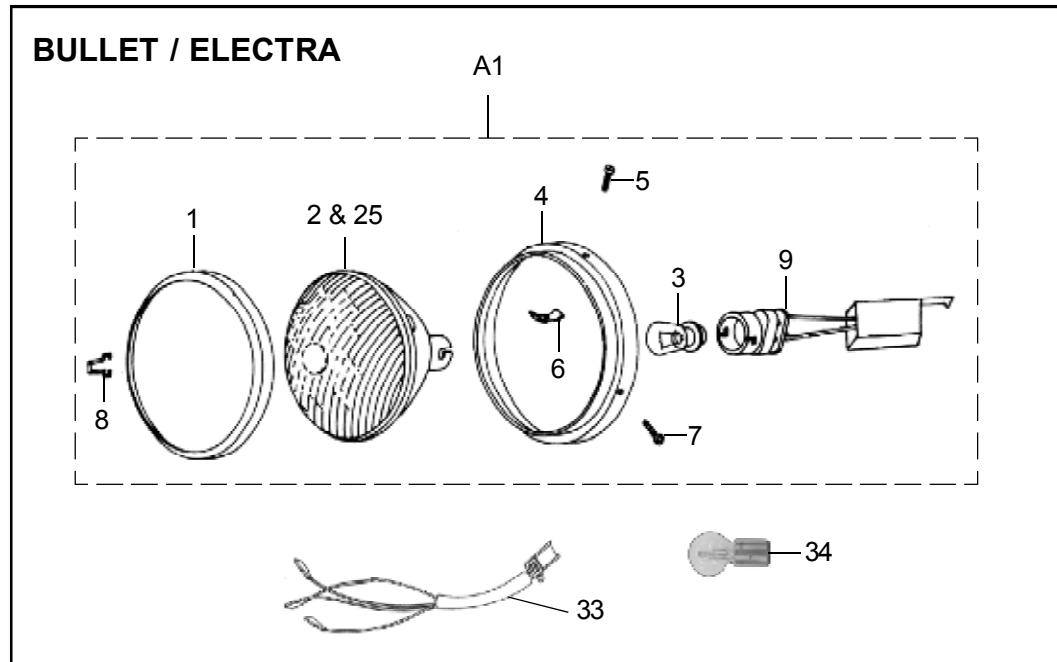
PILOT LAMP



16-20 HEAD LAMP & PILOT LAMP

Key No.	Part Numbers		Description	Qty.	350								BU 500	Lightning			Bu Mach		T Bird		Remarks	MOQ	
	New	Old			Std	Dlx	Mac	Cam	Elec 4S		Elec 5S			500	500	535	535 ES	A350	A500	KS			ES
									KS	ES	KS	ES											
3	146000	147248	Bulb 12V - 45/40w (Halogen head lamp)	1															SB - 458				
	146713		Bulb 12V - 45/40w (head lamp) P45T	1																5			
4	583887/B	141634	Rim Fixing (Head lamp fixing rim)	1	●	●	●	●	●	●	●					●	●			1			
			Head Lamp Rim	2					●	●	●	●							144378				
5	582642/A	141635	Screw	1	●	●	●	●	●	●	●	●				●	●			20			
6	593181/A	141636	Plate - H/L Rim fixing clamp	1	●	●	●	●	●	●	●	●				●	●			20			
7	140247		Slotted RD. HD. Screw, Rim fixing	2	●	●	●	●	●	●	●	●				●	●			1			
8	583889/A	141649/A	Rim fixing wire - Clip	6	●	●	●	●	●	●	●	●				●	●	●					
9	141637		Bulb holder with wire	1	●	●	●	●	●			●				●				1			
	146836/A		Bulb holder	1	●	●	●	●	●	●	●	●				●			SB - 458	1			
	500584	170438	Bulb holder	1									●	●	●					1			
	144568/C	144568	Addon lead (Bulb 12v)	1												●	●						
	580584	146837/A	Bulb holder	1													●	●					
	147250		Bulb holder with wiring (45/40 W TYPE)	1					●	●									SB - 458, SB - 463	1			
10	583885/A	141715	Bulb pilot lamp	2	●	●	●	●	●	●	●	●				●	●		SB-126				
	144514		Bulb pilot lamp 12V-2W BA 9S	2	●	●	●	●	●	●	●	●				●	●		SB-126				
	144514	140225	Bulb pilot lamp (BA 9S 12 V 3.4 W)	1									●	●	●			●	141715				
11		Parking Lamp Rubber mounting	2	●	●	●	●	●			●					●			140734				
12		Pilot Lamp Holder Assy.	2	●	●	●	●	●			●					●			140733				
13		Side Lamp Lens, Pilot lamp	2	●	●	●	●	●			●					●			140226				
14	583884/A	140732	Pilot lamp fixing rim	2	●	●	●	●	●	●	●	●				●	●						
15	140247		Screw - Rim fixing	2	●	●	●	●	●	●	●	●				●	●			2			
	147491/A		Pan Head Screw M5 X 0.8 X 12	2	●	●	●	●	●	●	●	●				●	●			2			
16	582642/A		Pan Ph. Head Screw (M6 x 18)	1									●	●	●			●	170455				
17	582643/A		Spacer / Bush (Plastic Insert)	1									●	●	●			●	170456				

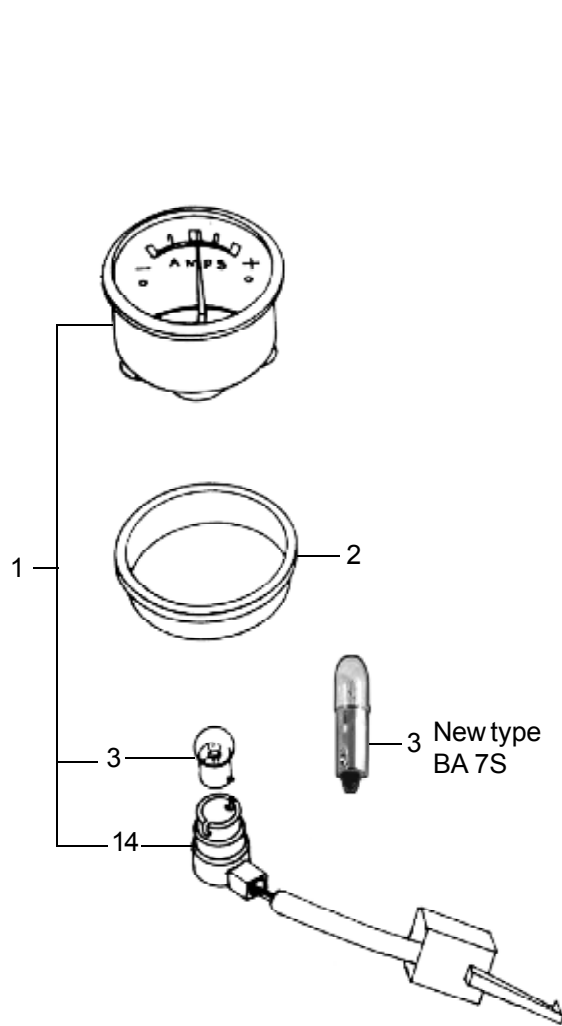
16-20 HEAD LAMP & PILOT LAMP



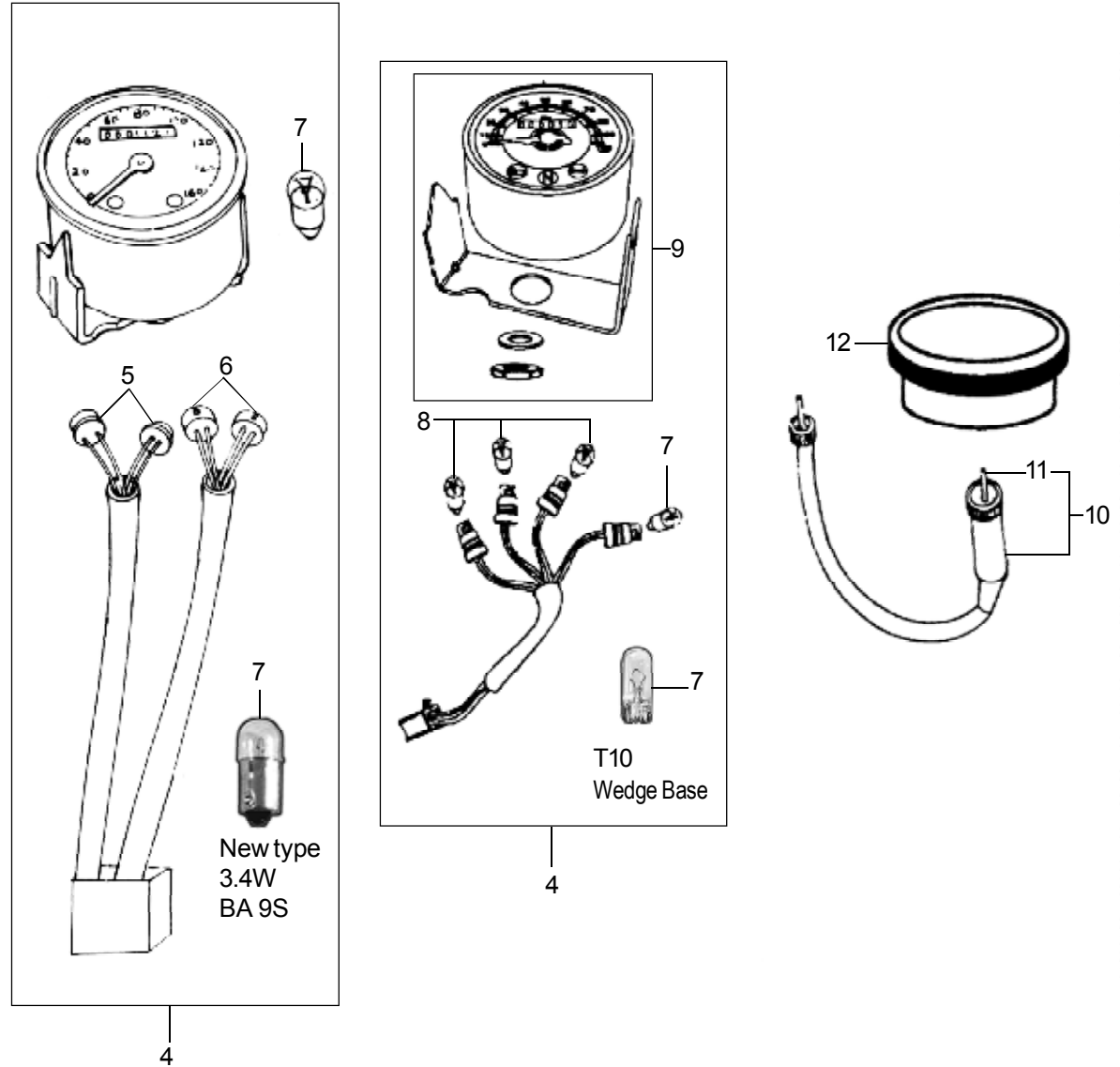
16-20 HEAD LAMP & PILOT LAMP

Key No.	Part Numbers		Description	Qty.	350								BU 500	Lightning			Bu Mach		T Bird		Remarks	MOQ	
	New	Old			Std	Dlx	Mac	Cam	Elec 4S		Elec 5S			500	500	535	535 ES	A350	A500	KS			ES
									KS	ES	KS	ES											
18			Head lamp Shell assembly	1								●	●	●					111257	1			
			Shell assembly, Head lamp	2													●	●	146840/A SB-355	1			
	580575/C	521149/A	Head Lamp Shell Assy.	2													●			1			
19	143843/C		Grommet	2	●			●	●	●	●	●	●	●	●	●				1			
20	142258		Hex. Screw M8 x 16	2								●	●	●									
	586025/A	142258	Hex. Screw M8 x 16	2								●	●	●					SB - 687				
21	586018/A	124160/5	Plain Washer, M8	2								●	●	●			●	●					
22	140147		Washer 5/16" - shake proof	2								●	●	●			●	●		40			
	586038/B	210026	Spring Washer M8	2								●	●	●			●	●	SB - 565, SB - 687	40			
23	141051/A	141051	Nut	2								●	●	●			●	●		40			
	586005/A	145867/A	Flange Hex. Nut M8 X 7.7 X 8	2													●	●		40			
24	580582	521146/A	Head lamp assy. with housing and bulb	1													●	●	SB - 355	1			
25	147247		Reflector cum Lens (H/L 45/40W)	1				●	●										SB - 463, Child part of 145981/C				
26	580582	580582/A	Lens cum Reflector H/L	1													●	●		1			
27	580583	580583/A	Bulb 12V 5W (Position Light - W5W Wedge Base)	1													●	●	Used in 580575/C	10			
28	580584	580584/A	Bulb holder with wiring 2W Harness	1													●	●		1			
29	580581	580581/A	Housing Shell Assy. Head Light	1													●	●		1			
30			Rubber holder H/L bulb, Grommet Halogen	1													●	●		1			
31	580580	580580/A	Bulb 12V 35/35W, Halogen	1													●	●		5			
32	582641/A		Rim (Head Lamp)	1													●	●		1			
33			Add On Lead Head Light	1	●															1			
34	146835/A	141713	Main Light Bulb 12V 35/35 W	1	●															1			
	583896/A		Bulb 12V 45/40W	1				●	●	●	●								Used in 147772/A	1			

Ammeter



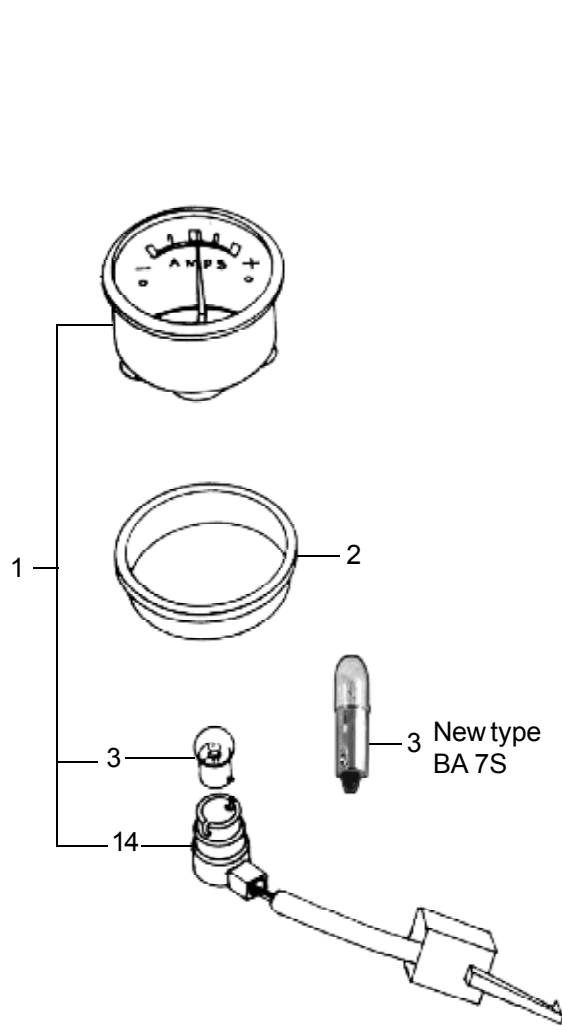
Speedometer



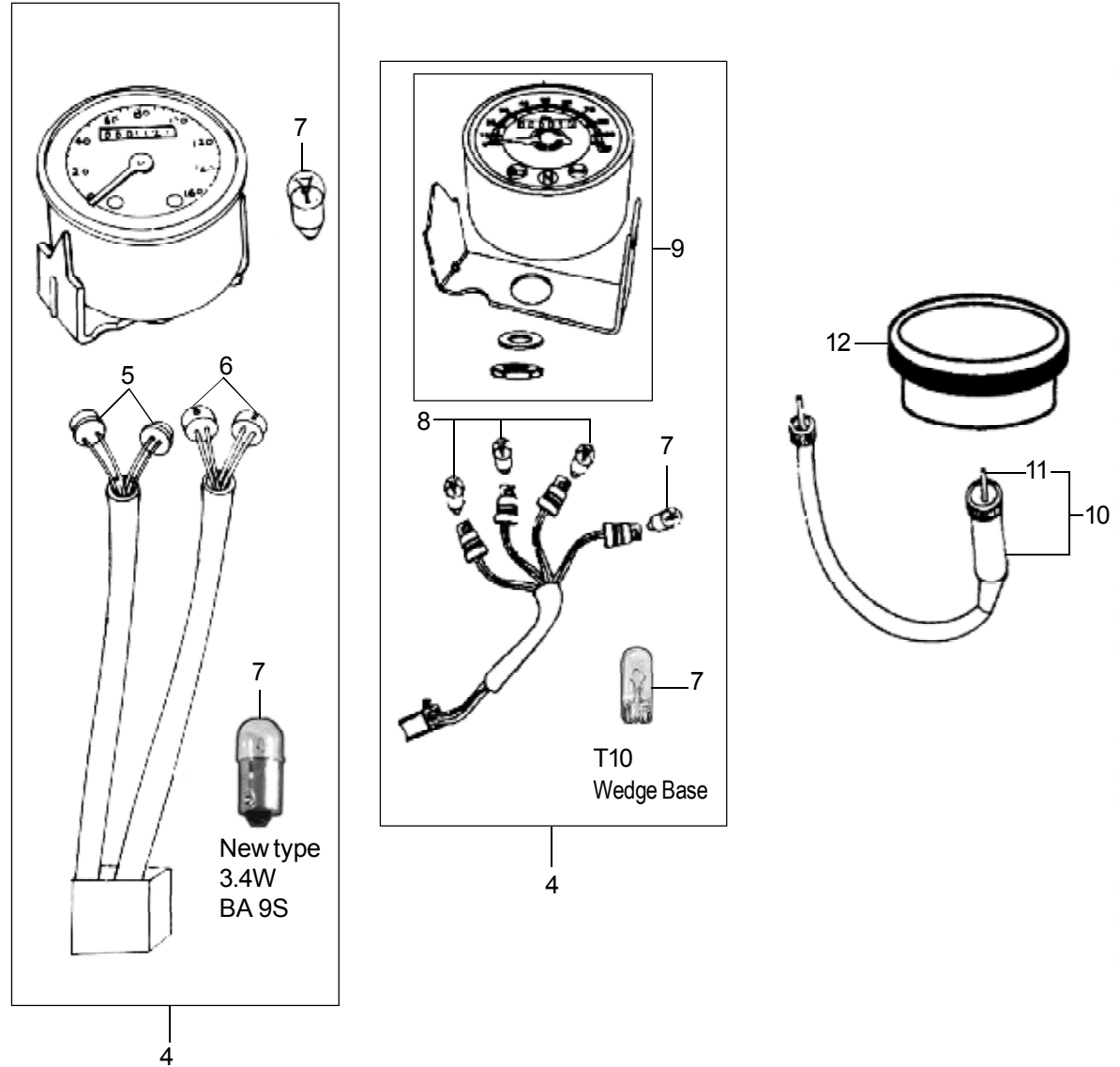
16-30 AMMETER AND SPEEDOMETER

Key No.	Part Numbers		Description	Qty.	350								BU 500	Lightning			Bu Mach		T Bird		Remarks	MOQ	
	New	Old			Std	Dlx	Mac	Cam	Elec 4S		Elec 5S			500	500	535	535 ES	A350	A500	KS			ES
									KS	ES	KS	ES											
1	144355		Ammeter, Two - 2 Pin Coupler - 12V	1	●	●	●	●				●				●			Alt. No. 146534/A SB - 393, 451	1			
	146996/A		Ammeter, Single - 4 Pin Coupler - 12V	1	●						●								SB - 393	1			
	146125/A		Ammeter	1				●	●	●	●								SB-469, Alt. No.540004/A	1			
	540004/A		Ammeter	1											●	●			SB - 469, SB - 476	1			
	146534/A	146534	Ammeter	1					●		●				●	●				1			
2	140248		Rubber ring ammeter	1	●	●	●	●	●	●	●				●	●			SB - 043	10			
3			Bulb, 12V 2W (Ammeter)	1	●	●	●	●	●	●	●				●	●			141715				
	146125/A	146125	Ammeter Bulb, 12V 2W (BA 7S)	1	●	●	●	●	●	●	●				●	●			Applicable for 146996/A				
			Ammeter Bulb, 12V 4W (B 7S)	1	●	●	●	●	●	●	●				●	●			Applicable for 146534/A				
			Bulb 12V, 2W	1	●														141711				
4	KAN00006/A	144360/C	Speedometer assembly - 12V.3.4 W Bulb (Chrome Plated)	1	●	●	●	●	●		●				●				SB-564	1			
			Speedometer assembly (Chrome Plated)	1	●	●	●	●											SB-564, 147768/A	1			
	KAN00006/A	540003/A	Speedometer assembly - P	1				●		●	●								SB - 469, SB - 476	1			
	147770/F	146535/A	Speedometer assembly	1					●	●	●				●	●			SB-469, Alt. No. 147770/D	1			
	147770/F	147770/D	Speedometer assembly	1						●	●				●	●			SB - 564	1			
	147770/F	147551/A	Speedometer assy with bulb	1				●	●	●	●				●	●			Alt. No. 147770/D SB - 494, 564	1			
5			Cable assy, High beam / Trafficator	1	●	●	●	●	●		●				●				143629				
6			Cable assy, Speedo bulbs	1	●	●	●	●	●		●				●				143628				
7	144514		Bulb 12V 3.4 W BA 9S cap (Speedometer)	4	●	●	●	●	●		●				●				Applicable for 144360/C, 147768/A	10			
	144514	591218	Bulb 12V 3.4 W BA 9S cap (Speedometer)	1				●	●	●	●				●	●			Applicable for 540003/A	10			
			Bulb Neutral 12V 3.4 W (T10) (Speedometer) Wedge Base	1				●	●	●	●				●	●			Applicable for 146535/A 147770/D, 147551/A	10			
8		146452	Bulb 12V 2W (BA 9S) (High beam, Turn Signal LH & RH)	3				●	●	●	●				●	●			Applicable for 540003/A	10			
			Bulb 12V 1.75W (T10) (High beam, Turn Signal LH & RH) Wedge Base	3				●	●	●	●				●	●			Applicable for 146535/A, 147770/D, 147551/A	10			

Ammeter



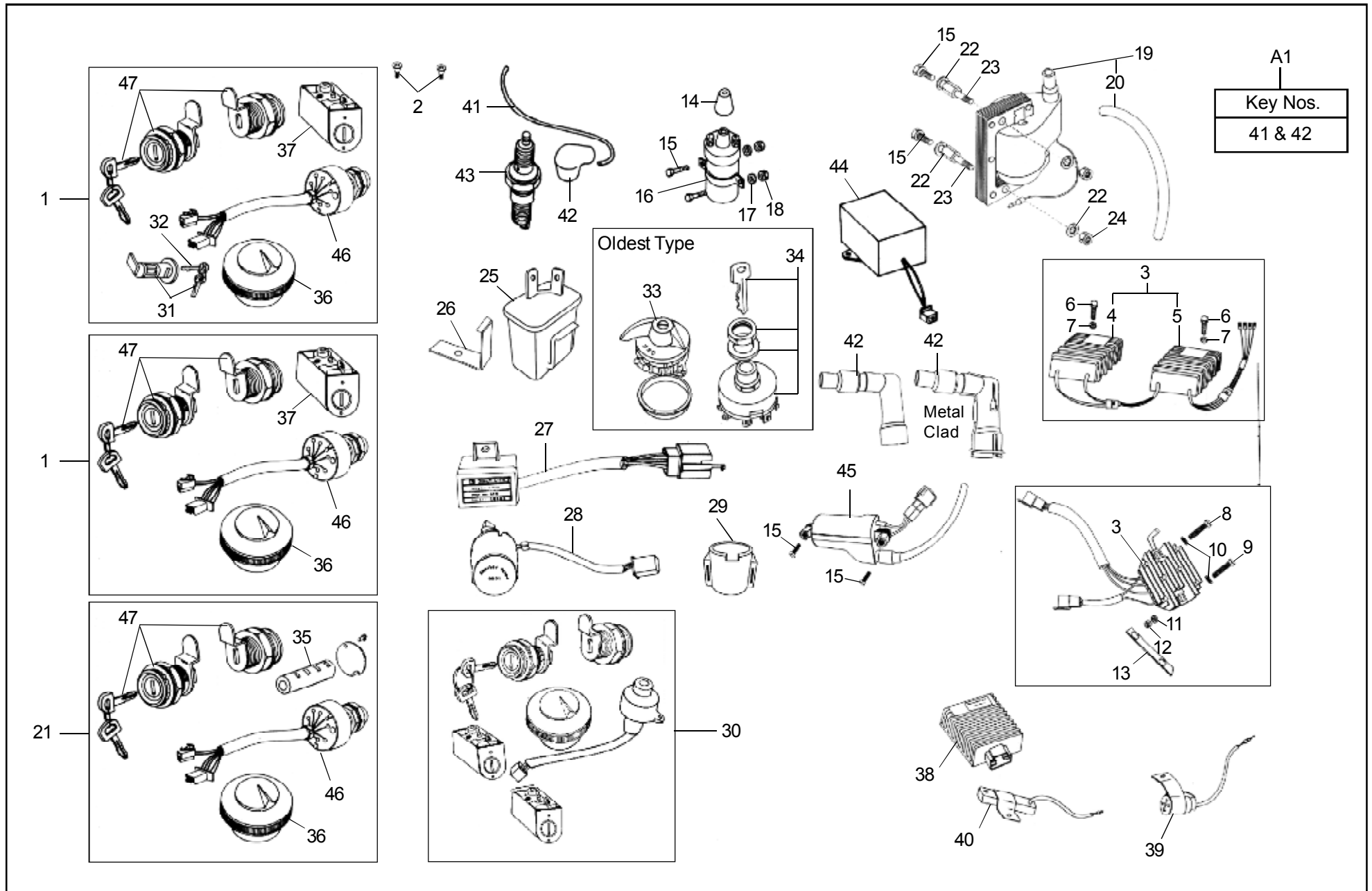
Speedometer



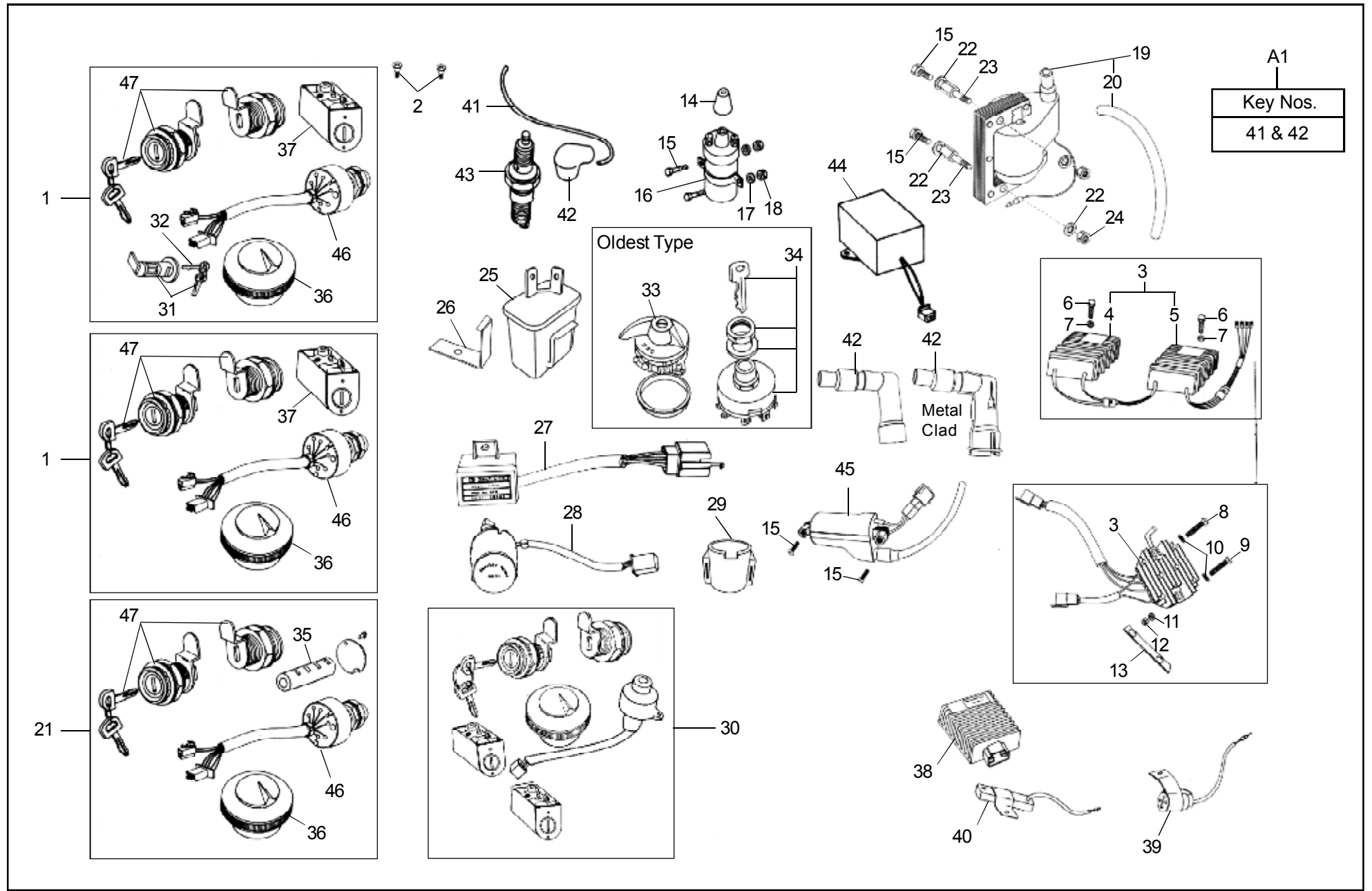
16-40 INSTRUMENT CLUSTER

Key No.	Part Numbers		Description	Qty.	350								BU 500	Lightning			Bu Mach		T Bird		Remarks	MOQ	
	New	Old			Std	Dlx	Mac	Cam	Elec 4S		Elec 5S			500	500	535	535 ES	A350	A500	KS			ES
									KS	ES	KS	ES											
A1			Instrument cluster assembly	1								●	●	●					170521/B	1			
A2	521250/D	521250/B	Instrument cluster assembly - T1	1													●	●	SB - 594	1			
		521118/A	Instrument Panel assembly - Old Type CDI	1													●		SB - 353	1			
			Instrument cluster assembly (Input from Ignition coil)	1													●	●	SB-353, 521246/A	1			
1	521207		Dual guage assy. RPM meter & fuel guage without back cover	1													●		Before April 2005				
2			Monogram	1								●	●	●					170256				
3	147617/B	142274	Hex. Screw M6 x 16	2								●	●	●						40			
4	586032/B	141061/1	Washer	1								●	●	●						1			
5	144020		Spring Washer M6	1								●	●	●						1			
6	586032/B	140090/1	Spring Washer M6	1													●	●	SB - 687				
7	521210		Knob reset	1													●	●		20			
8	521206		Speedometer assy without cover & knob reset	1													●	●		1			
9		521278	RPM meter with fuel gauge without back cover	1													●	●	521278/A	1			
10	521208		Back cover (Speedometer)	1													●	●		1			
11	521209		Back cover (Dual gauge)	1													●	●		1			
12	146781/B		Soft illumination module	1													●	●	SB-536,				
13			Bulb Wedge Base 12V - 3.4W (T10) illumination	2													●	●	Applicable for 521250/D				
14			Bulb Wedge Base 12V - 1.7W (T10) (Turn Signal LH & RH, High beam, Neutral)	4													●	●	Applicable for 521250/D	10			
15			Clamp Black - Mounting Bracket	1													●	●					
16	170398/A	170398	Speedo cable assembly	1								●	●	●			●	●		1			
17			Inner Cable Speedometer	1													●	●		1			
18	586068/A	140542	Slotted cheese head screw M4 x 12	2													●	●		50			
19	144514		Speedometer Bulb 12V 2W	3								●	●	●						10			

16-50 SWITCHES AND FITMENTS



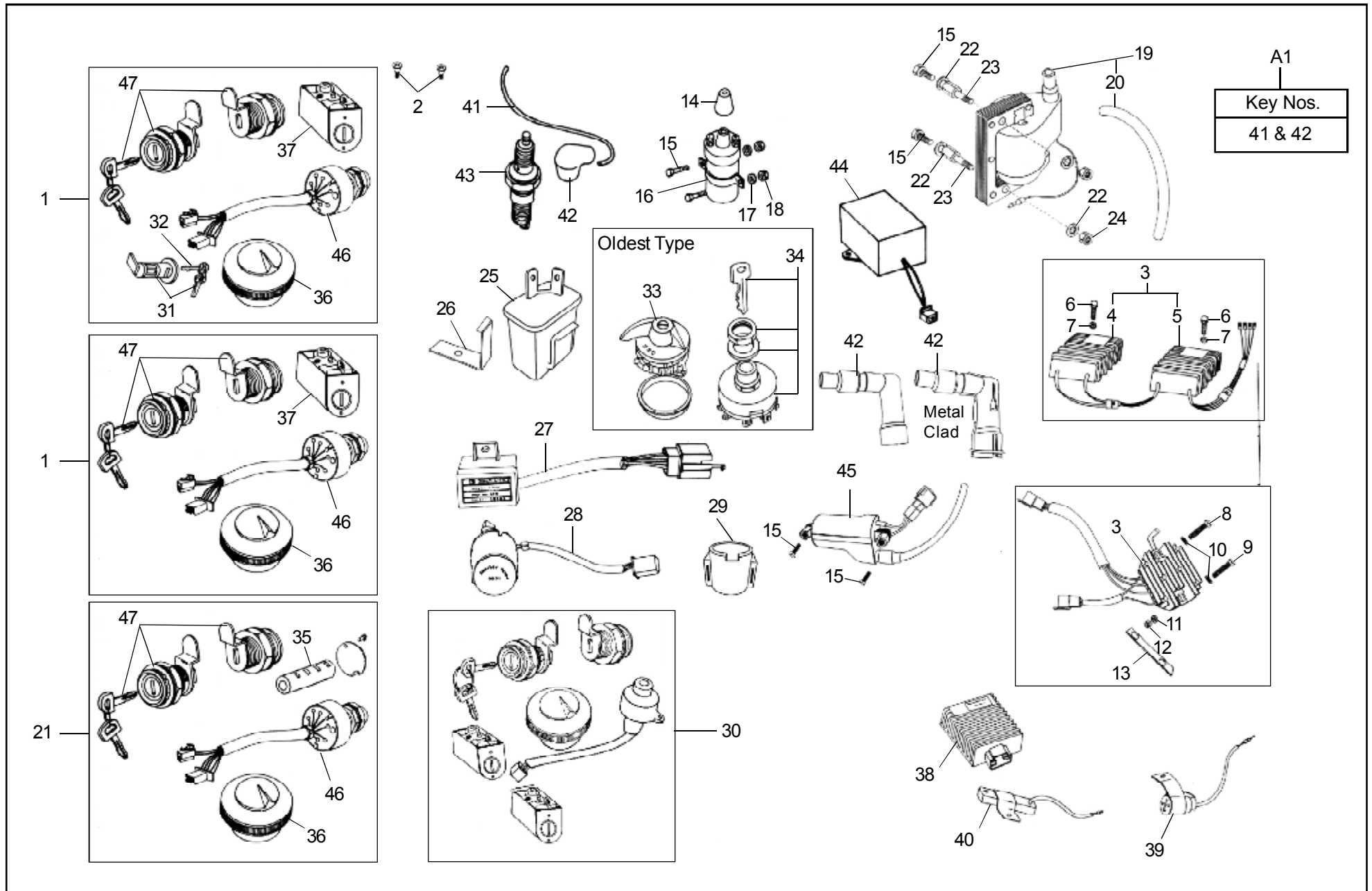
16-50 SWITCHES AND FITMENTS



16-50 SWITCHES AND FITMENTS

Key No.	Part Numbers		Description	Qty.	350								BU 500	Lightning			Bu Mach		T Bird		Remarks	MOQ	
	New	Old			Std	Dlx	Mac	Cam	Elec 4S		Elec 5S			500	500	535	535 ES	A350	A500	KS			ES
									KS	ES	KS	ES											
6	147617/B	142274	Hex. Screw M6 x 16	3	●	●	●	●	●	●	●	●	●	●	●	●	●	●		40			
7	140129	142127	Lock Washer, Internal Teeth	3	●	●	●	●	●	●	●	●	●	●	●	●	●	●	SB - 687	1			
8	147617/B	142274	Hex. Screw M6 x 16	1	●			●	●	●	●				●	●	●	●		40			
9	586053/A	143498	Hex screw M6 x 25	1	●			●	●	●	●				●	●	●	●	SB - 687	40			
10	586032/B	586032/A	Plain washer	3	●			●	●	●	●				●	●	●	●	SB - 687	1			
11	140129		Lock Washer, Internal Teeth	2	●			●	●	●	●				●	●	●	●	SB - 687	50			
12	586029/A	141060	Hexagonal Nut M6 x 1 (Metric)	1	●			●	●	●	●				●	●	●	●	SB - 687	40			
13	502024/A		Regulator Plate	1				●	●	●	●				●	●	●	●	SB-288				
14			Ignition Coil Grommet	1	●	●	●	●			●	●	●	●					140438				
15	141093	586048/A	Slotted Cheese Head Screw	2	●	●	●	●	●		●	●	●	●	●	●	●	●	SB - 078	1			
	502071		Hex screw, ignition coil mounting M5 x 0.8 x 10	2				●	●	●	●				●	●	●	●	SB - 288	1			
16	124559/3		Ignition coil	1	●	●	●	●			●	●	●	●						1			
	147382/A		Ignition coil assy with suppresor cap & resistive cable	1				●	●	●	●				●	●			SB - 461, SB - 477	1			
17	140129		Lock Washer, Internal Teeth	2	●	●	●	●	●	●	●	●	●	●	●	●	●	●		50			
18	586029/A	141060	Nut	2	●	●	●	●	●	●	●	●	●	●	●	●	●	●	SB - 687	40			
19	RAC00156/A	581027/B	Ignition coil with HT cable	1				●							●		●		SB - 503	1			
20		110149	High Tension Lead	1				●							●		●			1			
		140149	High Tension Lead	1	●															1			
21		143179	Lock Set Common Key	1			●				●												
22	140129		Lock Washer, Internal Teeth	4	●			●	●	●	●				●	●	●		SB - 687	50			
23			Nut, Pillar	2				●	●	●	●				●		●		500912/B	1			
24	586029/A	141060	Hexagonal Nut M6 x 1 (Metric)	2	●			●	●	●	●				●	●	●	●	SB - 687	40			
25			Flasher unit - Old Type	1	●	●	●	●	●	●	●	●	●	●	●	●	●	●	SB-502, 144349/1	1			
	RAC00304/C	580396/A	Flasher unit - Electronic - New Type	1	●	●	●	●	●	●	●	●	●	●	●	●	●	●	SB - 502				
26	144519		Bracket, flasher mounting AC / DC	1	●	●	●	●	●	●	●				●	●	●	●	SB - 477	14			
	144331/2		Bracket, flasher mounting	1	●	●	●	●	●	●	●				●	●	●	●					
27			Auto starter cut off	1										●					560111/A				

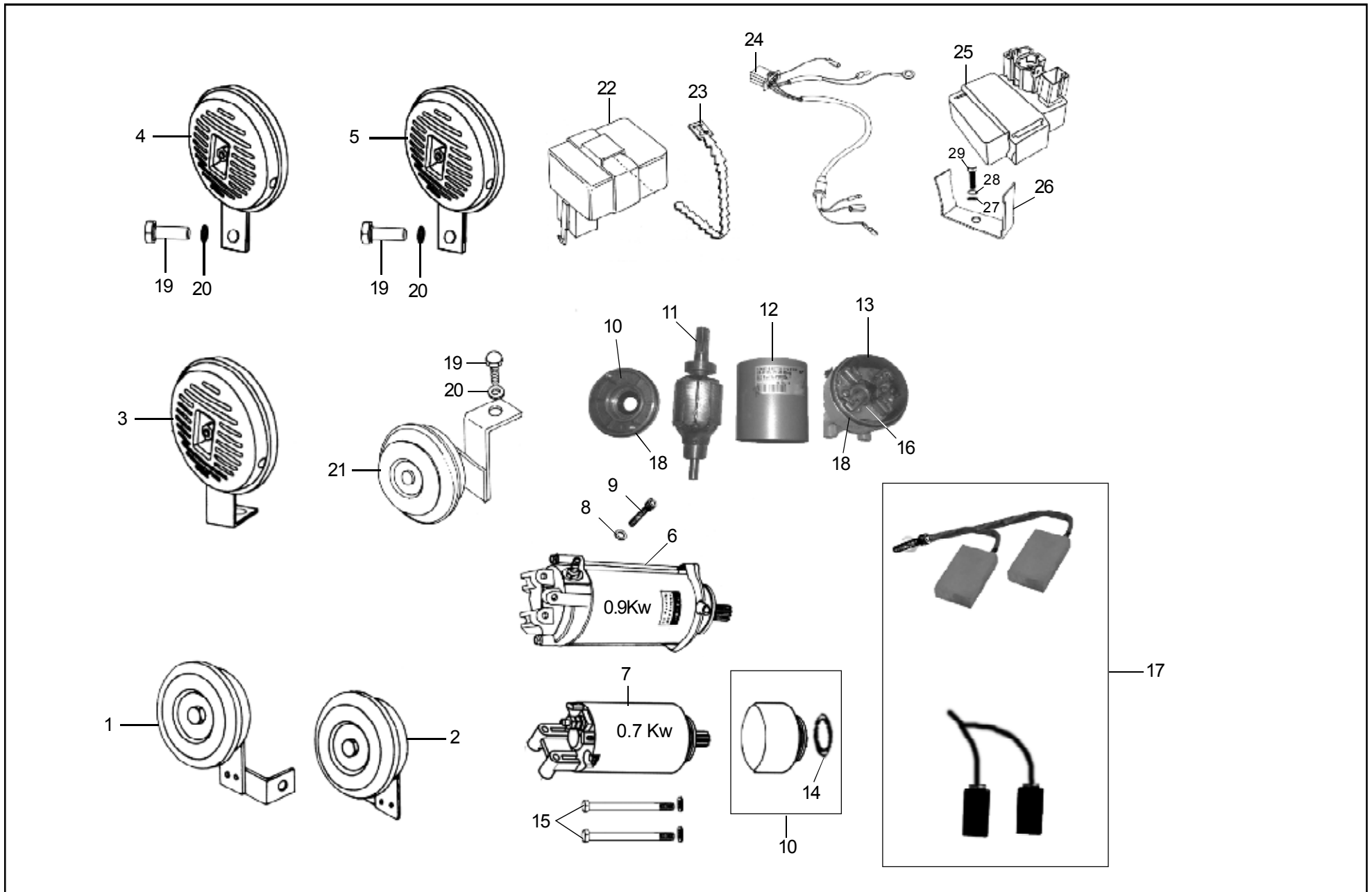
16-50 SWITCHES AND FITMENTS



16-50 SWITCHES AND FITMENTS

Key No.	Part Numbers		Description	Qty.	350								BU 500	Lightning			Bu Mach		T Bird		Remarks	MOQ	
	New	Old			Std	Dlx	Mac	Cam	Elec 4S		Elec 5S			500	500	535	535 ES	A350	A500	KS			ES
									KS	ES	KS	ES											
28	560132/C		Relay starter	1															SB - 538	1			
	146242/C		Relay starter	1															● SB-474, Served as kit Ref. 147398/A	1			
	147394/A		Relay starter assy. (TB, T1)	1															● SB - 474	1			
29	146173/C		Holder (For relay starter)	1															● SB - 474	1			
30			Common key set	1															● SB-478, 521153/A	1			
	147548/B		Common key set (set of 6 lock) - Thunderbird	1								●	●	●					● SB - 567	1			
31	597132		Lock battery cover with keys	1	●	●	●	●	●	●	●				●	●				1			
32	590354/D	999991	Blank Key	2	●	●	●	●	●	●	●	●	●	●	●	●	●	●		2			
33	140844		Headlight Switch	1															Diesel Model	1			
34	141152		Ignition Switch	1															Diesel Model, SB-027	1			
35			Steering Lock Barrel Assembly	1																1			
36	597128	143180/C	Cap Assembly Fuel Tank with Key	1	●				●	●	●	●	●							1			
37	597129		Steering lock assy. with key (without barrel)	1	●	●	●	●	●	●	●	●			●	●				1			
38	145510/A		Series integral rectifier regulator assembly	1	●				●						●		●			1			
			Silicon rectifier	1	●														143500	1			
39	500975/A		Capacitor	1					●						●		●		SB - 503	1			
40	500974/B		Resistor	1					●						●		●		SB - 503	1			
41	140149		High Tension Lead	1	●	●	●	●				●	●	●	●					1			
42	144059		Cap, Spark plug M14 (without metal clad)	1	●	●	●	●				●	●	●	●					1			
	RAC00158/A	500905/C	Cap, Suppressor, Spark plug M14 (with metal clad)	1					●	●	●	●			●	●	●	●	SB - 366, 421	1			
	144056		Cap, Suppressor, Spark plug	1	●	●	●					●	●	●	●					1			
43	141148		Spark plug, M14x1.25 (Mico W145Z1)	1	●	●	●	●	●	●	●									1			
	572327/B	500904/A	Spark plug (Bosch W5DC)	1								●			●	●	●	●		1			
	571057/A	510904/A	Spark plug (Bosch W3CC)	1											●	●	●	●		1			
			Spark plug M14x1.25 (Mico W5DC) 500L / L 535	1								●	●	●	●				144607	1			
	142773		Imported Spark plug 500cc (BR8ES)	1									●	●					LTD SB-113, Alt.No.144607				

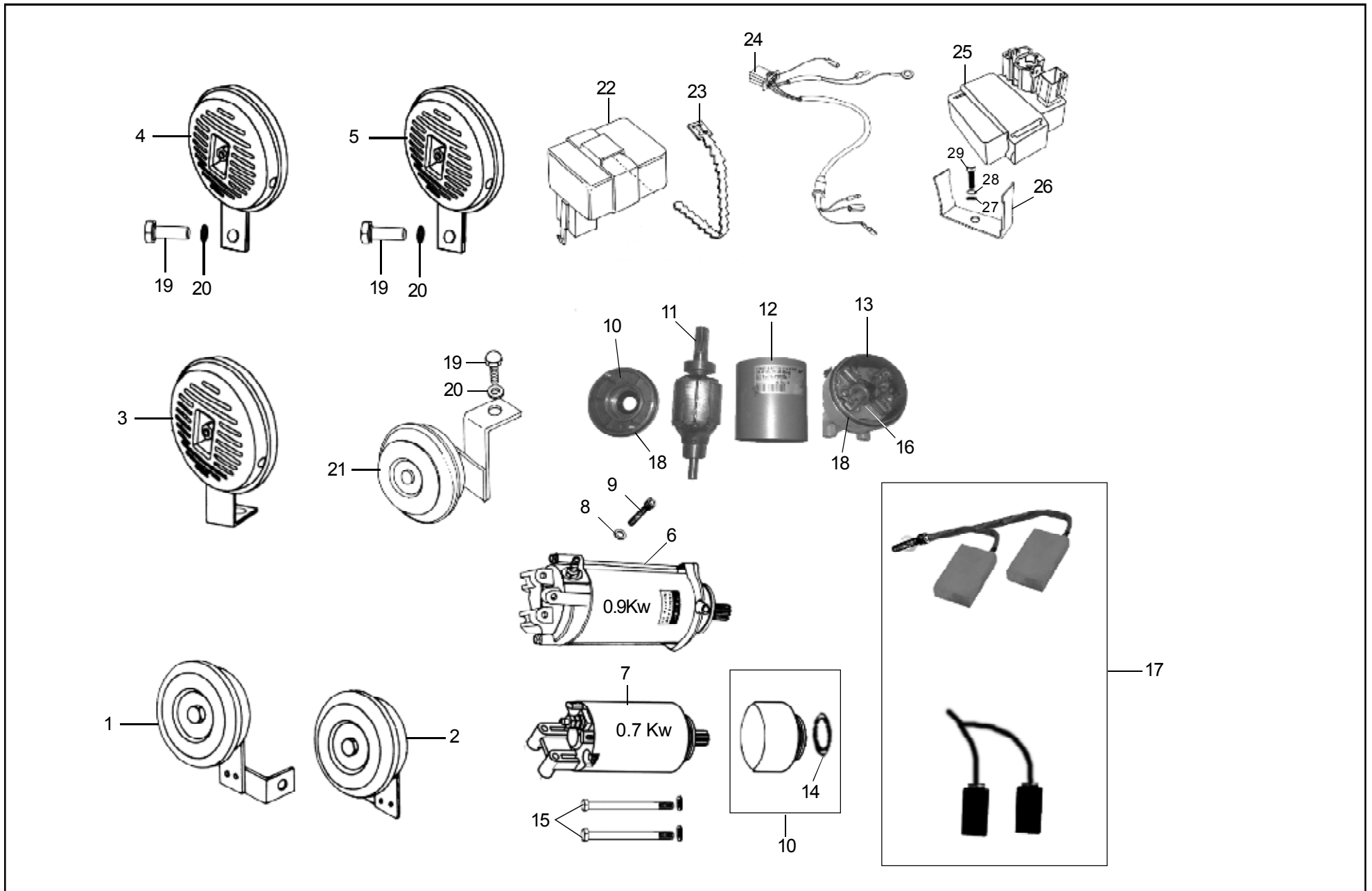
16-60 HORN, STARTER MOTOR, CDI & TCI UNIT



16-60 HORN, STARTER MOTOR, CDI & TCI UNIT

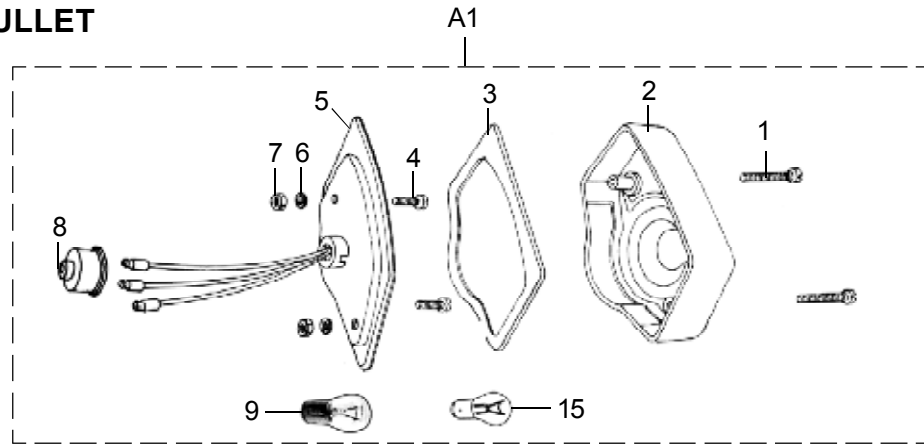
Key No.	Part Numbers		Description	Qty.	350								BU 500	Lightning			Bu Mach		T Bird		Remarks	MOQ	
	New	Old			Std	Dlx	Mac	Cam	Elec 4S		Elec 5S			500	500	535	535 ES	A350	A500	KS			ES
									KS	ES	KS	ES											
1		141733/B	Horn, Low tone	1			•	•							•				SB-247, 145913/A, After Jan 2003				
		521120/B	Horn, Low tone	1														•					
2			Horn assembly 12V	1								•	•	•					142309				
		146168/D	521117/B	Horn, High tone	1													•					
3		146168/D	146168/B	Horn, Bullet X	1	•	•	•	•	•	•	•	•	•	•	•	•	•	•	SB - 648	1		
		146168/D	146071/A	Horn	1				•														
4		580407/B	Horn	1													•	•	After 2007	1			
5		145912/A	141732/C	Horn LH	1	•	•	•	•		•				•				SB-247 After Jan 2003				
6		560013	Starter motor assembly - 900W	1							•				•					1			
7		572617/G	560599/A	Starter motor assembly - 750W	1					•					•			•	SB-411, 413, 539, 573 SPM / 018	1			
			580306/F	Starter motor assembly - 750W (V) - For 350cc Models	1					•					•			•	Commutator & Carbon Brush Modified > 2013, SPM / 018	1			
8		586032/B	140083	Washer Plain (Inches)	2										•	•	•			100			
		586032/B	141061/1	Plain washer	2	•				•	•	•	•	•	•	•	•	•			50		
9		560023	Screw	2					•		•			•	•	•			LTD, SB-411, 413				
		570423/A	Screw	2					•		•							•	SB-411, 580	10			
10		580794/A	Front end cover assy. (V)	1					•		•				•			•	Child part of 580306/F	1			
11		582602/A	Armature assy. (V)	1					•		•				•			•	Child part of 580306/F	1			
12		592613/A	Yoke Assy. (Body center) Motor (V)	1					•		•				•			•	Child part of 580306/F	1			
13		582603/A	Rear end cover assy. complete Motor (V)	1					•		•				•			•	Child part of 580306/F	1			
14		580795/A	'O' Ring for spigot Motor (V)	1					•		•				•			•	Child part of 580306/F	5			
15		582607/A	Tie Bolt Starter Motor	2					•		•				•			•	Child part of 580306/F	2			
16		582604/A	Brush Plate assy. Motor (V)	1					•		•				•			•	Child part of 580306/F	1			

16-60 HORN, STARTER MOTOR, CDI & TCI UNIT

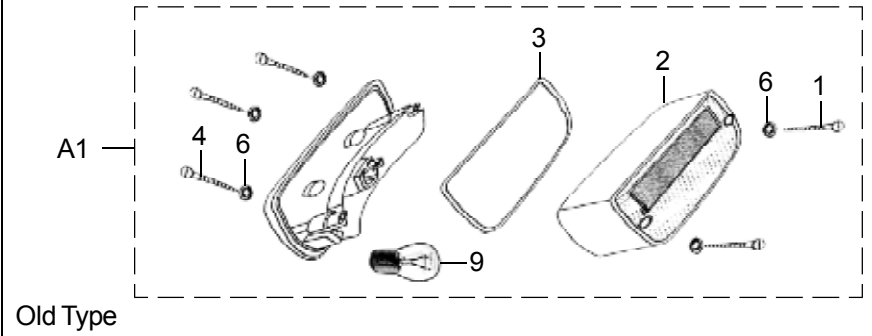


16-70 TAIL LAMP

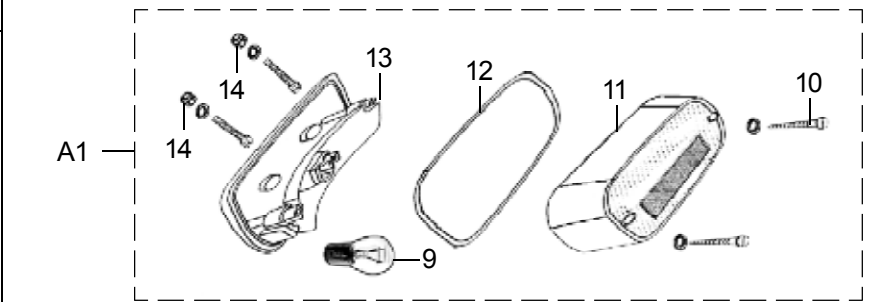
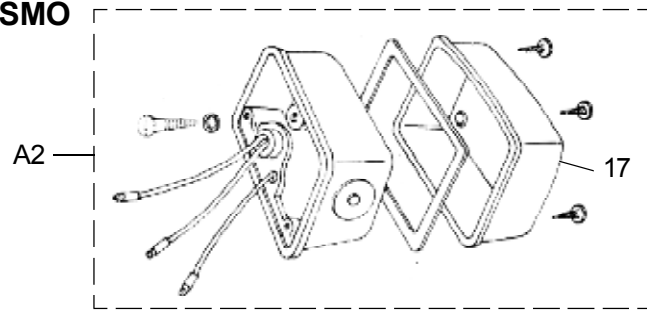
BULLET



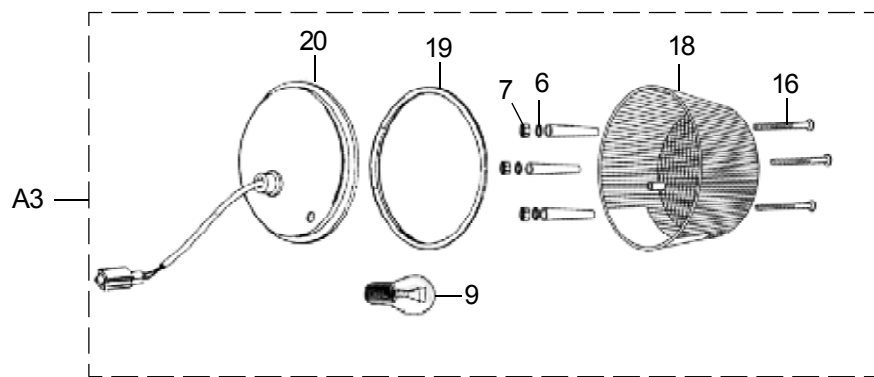
ELECTRA



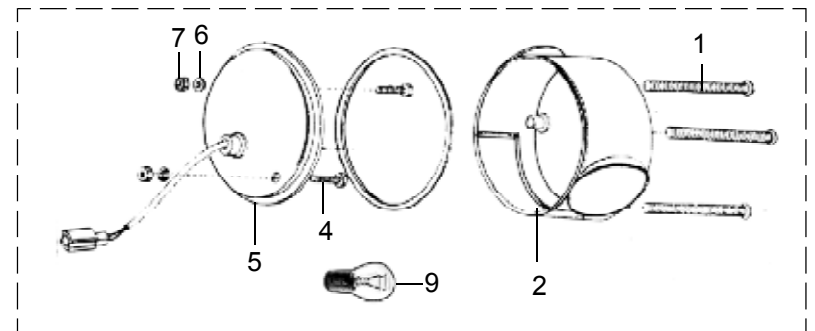
MACHISMO



New Type



THUNDERBIRD



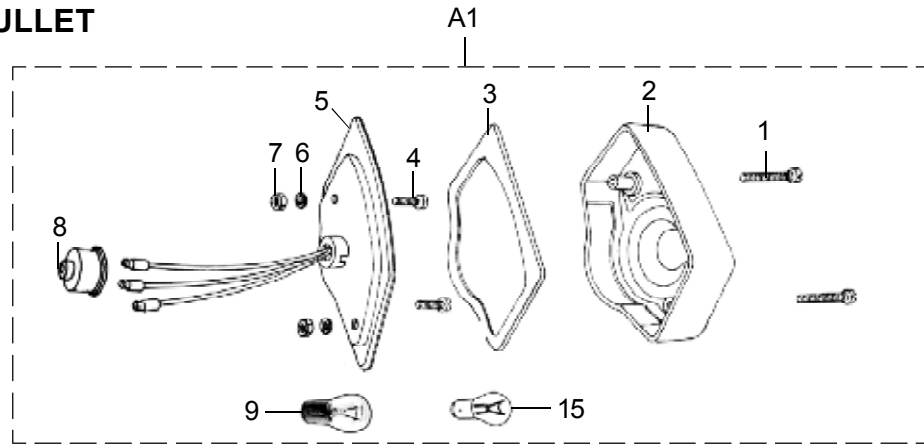
LIGHTNING

16-70 TAIL LAMP

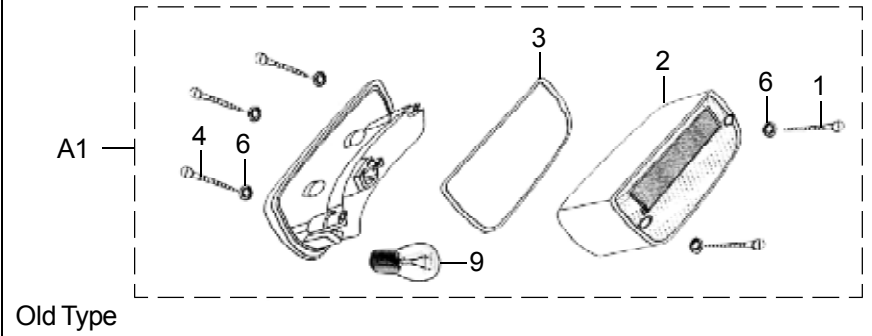
Key No.	Part Numbers		Description	Qty.	350								BU 500	Lightning			Bu Mach		T Bird		Remarks	MOQ	
	New	Old			Std	Dlx	Mac	Cam	Elec 4S		Elec 5S			500	500	535	535 ES	A350	A500	KS			ES
									KS	ES	KS	ES											
A1	144357/F	144357/E	Tail lamp assembly with bulb, Std	1	●	●	●	●	●	●	●								SB-350, 356, 357, 654	1			
	146771/E	146771/C	Tail lamp assembly with bulb, Electra (New Type)	1						●	●								> 2008, SB - 654	1			
			Tail lamp assembly with bulb (Citi Bike)	1								●	●	●					170276 SB-654				
	146780/C	170157/B	Tail lamp with bulb	1													●	●	SB - 355	1			
A2			Tail lamp assembly, Mac	1			●											144370	1				
A3	146780/C		Tail lamp assembly with bulb - TBTS	1							●	●	●	●	●	●	●	●	New Type, SB-654	1			
1	140986		Screw, Tail lamp lens	2	●	●	●	●															
			Screw, Tail lamp lens	2			●				●				●				141802				
			Screw, Tail lamp lens	2				●	●	●	●								146923				
			Pan Head Screw 6x25, Tail lamp lens (Lightning)	3								●	●	●					170448				
2	140987		Lens, Tail lamp (Polystrene Red)	1	●	●	●	●			●												
	140987	583892/A	Lens Complete, Tail lamp, Std	1	●														Used in 144357/E				
	146915	170447	Lens, Tail lamp	1								●	●	●			●						
			Lens, Tail lamp Electra 5S - Disc / ES / KS	1				●	●	●	●								146922	2			
3			Gasket, Tail Lamp Assy. Natural rubber Black, Bullet	1	●	●	●	●			●								140988				
	583893/A		Gasket, Tail Lamp, Std	1	●														Used in 144357/E				
			Gasket Black, Electra	1				●	●	●	●												
	170453		Gasket Black - Tail Light	1													●	●					
			Gasket Black, Std	1	●														Use with 144357/E				
4			T.L. Base Securing Bolt	2	●	●	●	●			●								140829				
	140986	141800	Screw	3				●	●	●	●								Electra Old Type				
	592286/A	124539/1	Slotted Cheese Head Screw	3	●			●	●	●	●	●	●	●	●	●	●	●		1			
5	583891/A		Base assembly, Tail lamp Std	1	●	●	●	●			●									1			
			Base plate assembly, Tail lamp Std	1	●														140989	1			
			Tail lamp base assembly	1								●	●	●						1			

16-70 TAIL LAMP

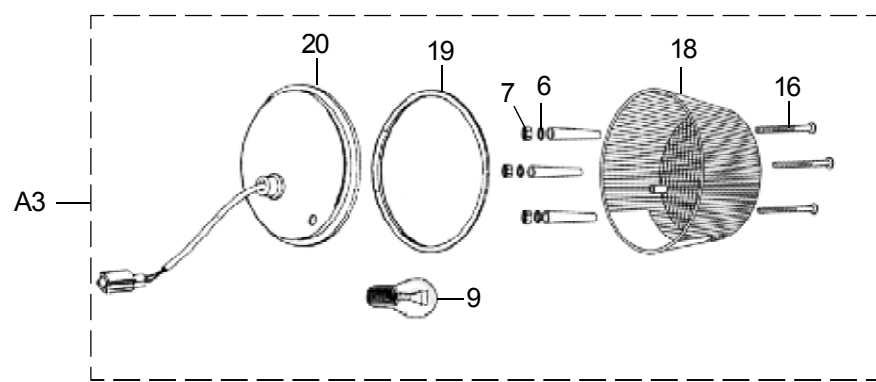
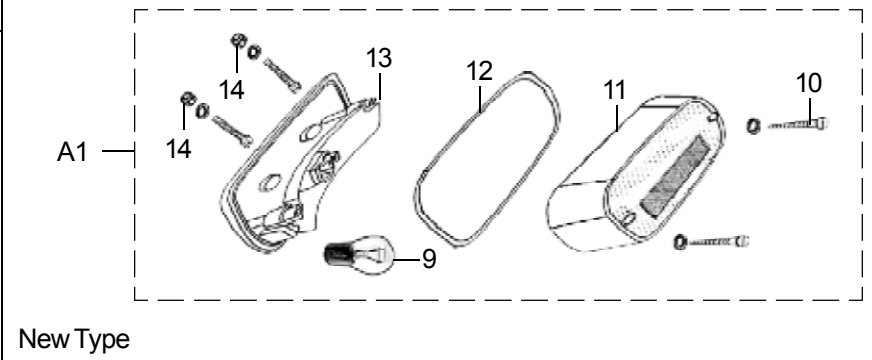
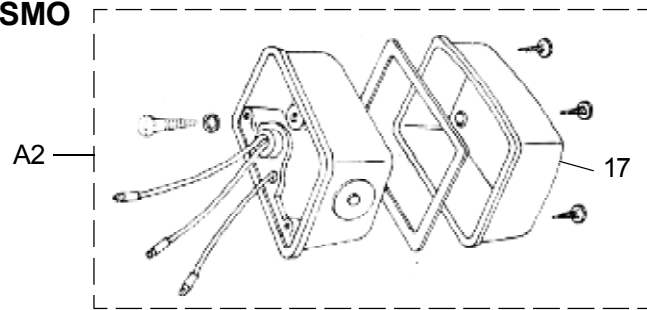
BULLET



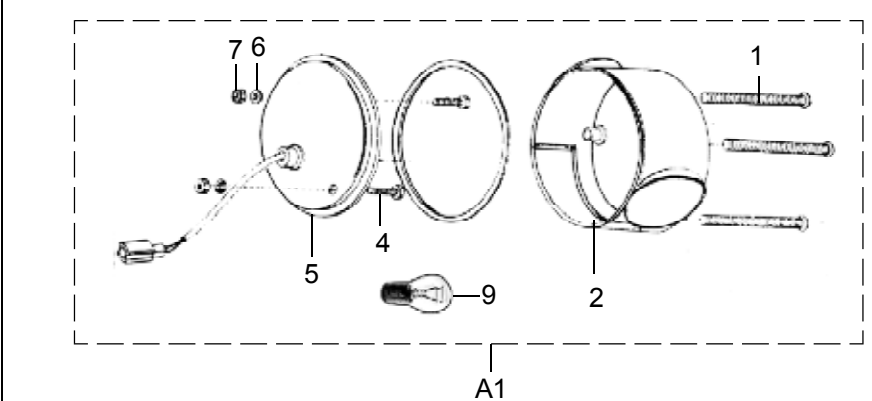
ELECTRA



MACHISMO



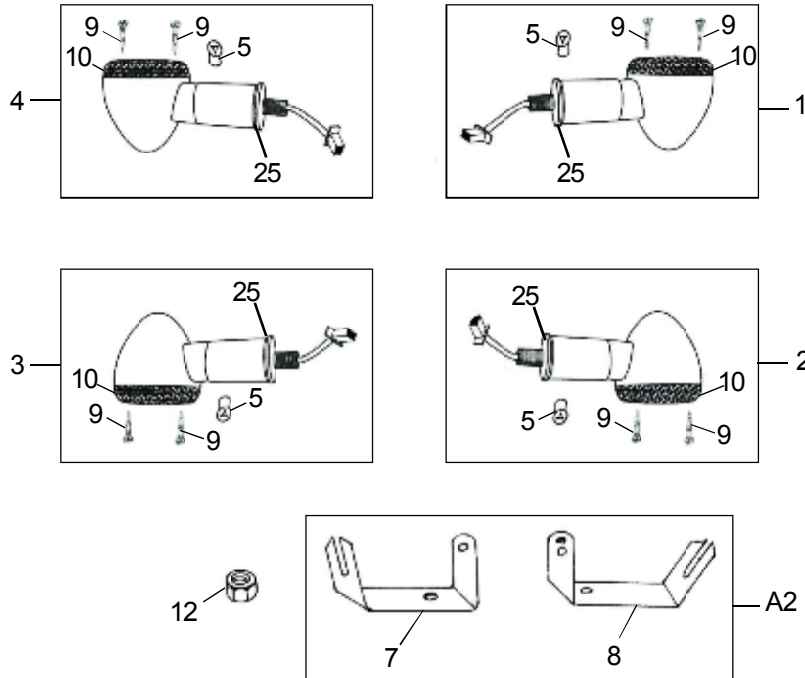
THUNDERBIRD



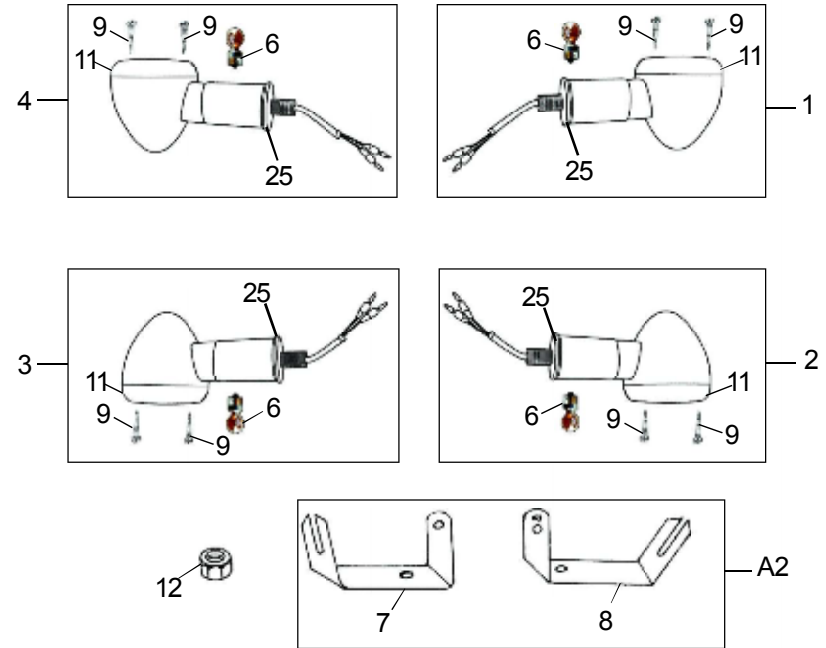
LIGHTNING

16-80 TRAFFICATOR LIGHTS

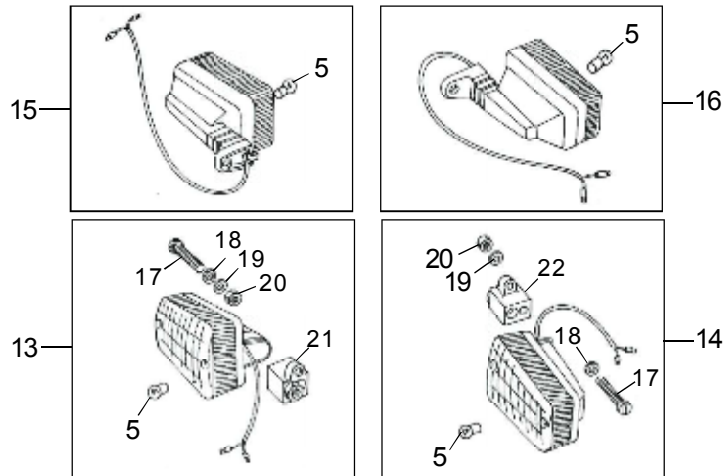
ELECTRA



BULLET & THUNDERBIRD

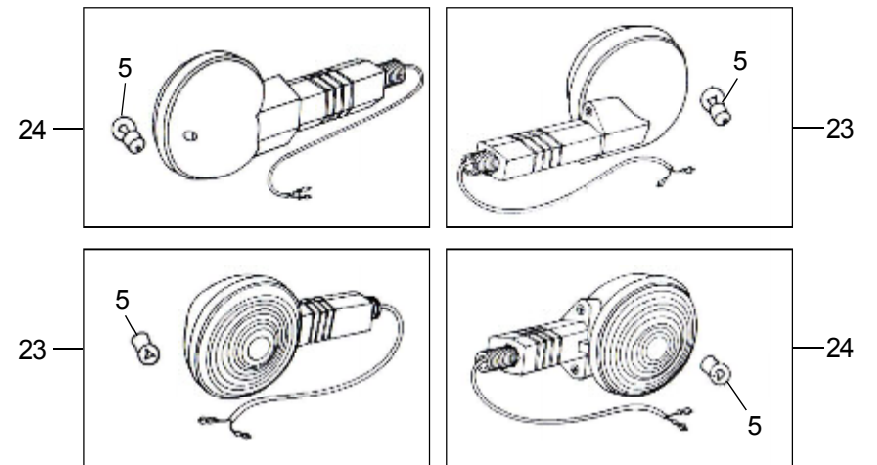


Oldest Type



A1
Key Nos.
1 to 4

BULLET STD Old Type

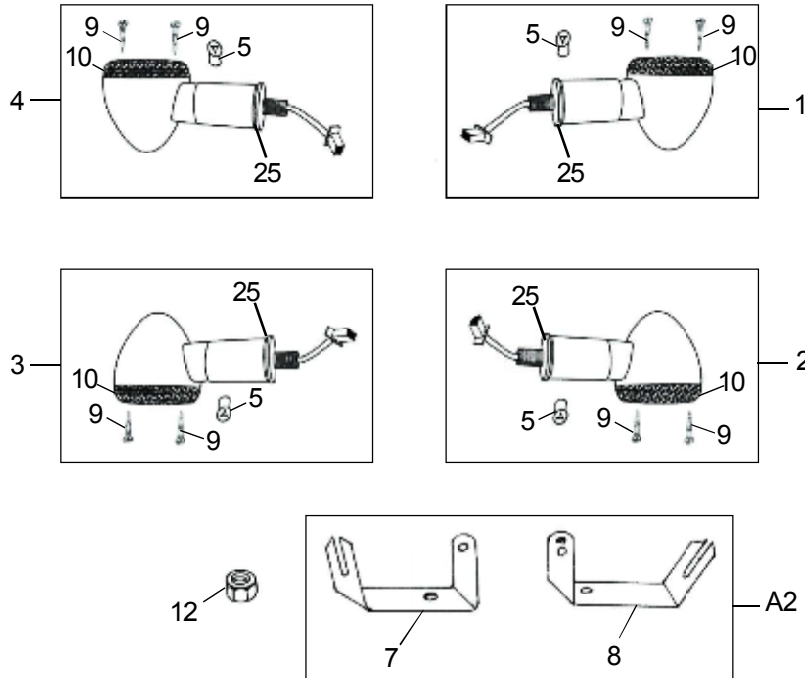


16-80 TRAFFICATOR LIGHTS

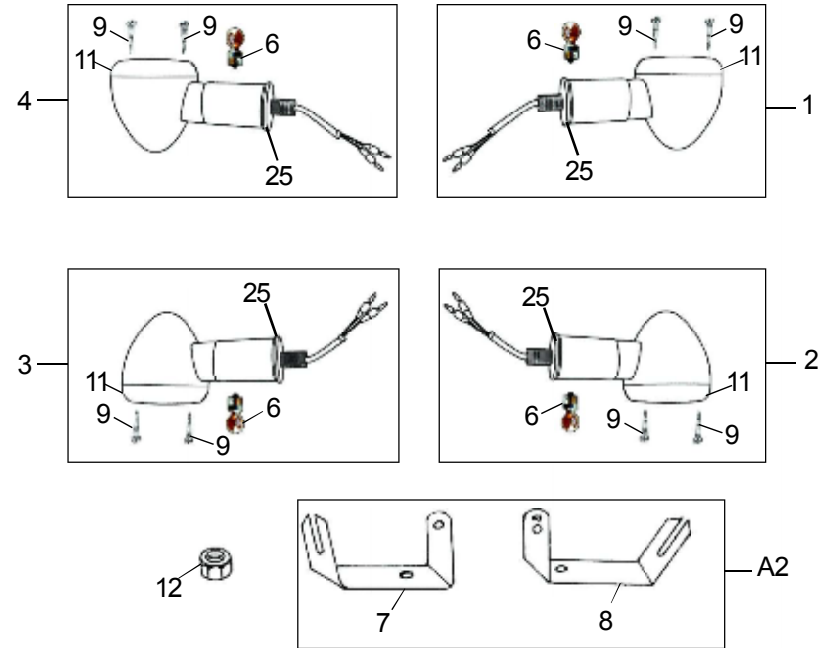
Key No.	Part Numbers		Description	Qty.	350								BU 500	Lightning			Bu Mach		T Bird		Remarks	MOQ	
	New	Old			Std	Dlx	Mac	Cam	Elec 4S		Elec 5S			500	500	535	535 ES	A350	A500	KS			ES
									KS	ES	KS	ES											
A1	597349		Trafficator Kit, Electra 2004 (Old Type)	1														LTD	1				
	597404		Trafficator Kit LH & RH - Clear Lens (5S)	1	•							•	•	•			•	•	New Type > 2009	1			
	888317		Trafficator Kit - (C-5) Amber Lens	1											•	•				1			
			Trafficator Kit - Oldest Type	1	•	•	•												597076				
			Trafficator Kit, Thunderbird (Old Type)	1														•	•	597381	1		
			Trafficator Kit with Bracket	1	•														597187				
A2	597118		Bracket set, Trafficator	1	•	•	•	•	•	•	•				•	•			Old Type	1			
1			Trafficator assy, RH Front / LH Rear	2	•	•	•	•	•			•						144552/2, SB-262, 350, 356					
	146157/C	146067/C	Trafficator assy RH Front (Amber Glass)	1	•	•	•	•	•			•			•	•			SB-350, 356	1			
	146773/C		Trafficator assy RH Front	1	•					•	•						•	•	SB - 654	1			
2			Trafficator assy RH Rear	1	•	•	•	•	•						•	•			146157/C SB-350, 356				
	146773/C	146775/C	Trafficator assy RH Rear	1	•					•	•						•	•	SB - 654	1			
			Trafficator assy, RH Rear / LH Front	2	•	•	•	•				•							144553/2 SB-262, 350, 356				
	521141/B		Trafficator assy, RH Rear (Longer Stay)	1													•	•	SB - 355	1			
3	146156/C	146066/C	Trafficator assy, LH Front (Amber Glass)	1	•	•	•	•	•			•			•	•			SB-350, 356	1			
	146772/C		Trafficator assy, LH Front	1	•					•	•						•	•	SB - 654	1			
4	146156/C		Trafficator assy, LH Rear	1	•	•	•	•	•			•			•	•				1			
	146772/C	146774/C	Trafficator assy, LH Rear	1	•					•	•						•	•	SB - 654	1			
	521140/B		Trafficator assy, LH Rear, Longer stay	1													•	•	SB - 355	1			
5	585786/A	142721	Bulb 12V 10W - Trafficator	4	•	•	•	•				•	•	•	•					5			
	585786/A	146348	Bulb 12V 10W	4					•	•	•	•			•	•				5			
6	521219		Bulb 12V 10W (Amber Bulb)	4													•	•		5			
7	145373/A	143981	Bracket LH, Front	1	•	•	•	•				•			•				SB - 179	10			
	592638/C	540097/B	Bracket LH, Front	1	•				•	•	•	•			•	•			SB - 350	1			

16-80 TRAFFICATOR LIGHTS

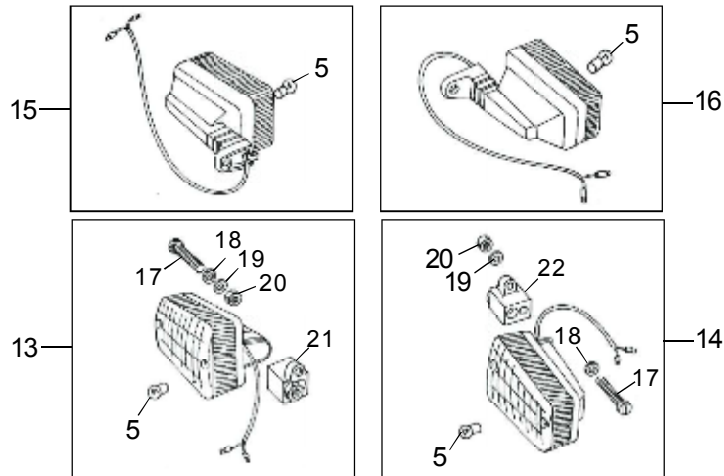
ELECTRA



BULLET & THUNDERBIRD

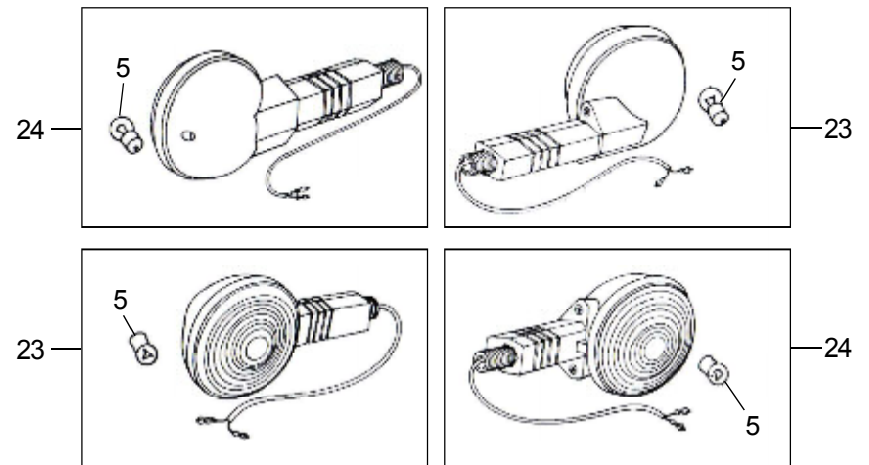


Oldest Type



A1
Key Nos.
1 to 4

BULLET STD Old Type



17-10 HELMET LOCK, TOOL KIT & FIRST AID KIT

A1

Key Nos.
1, 3, 4, 5, 7, 10

A2

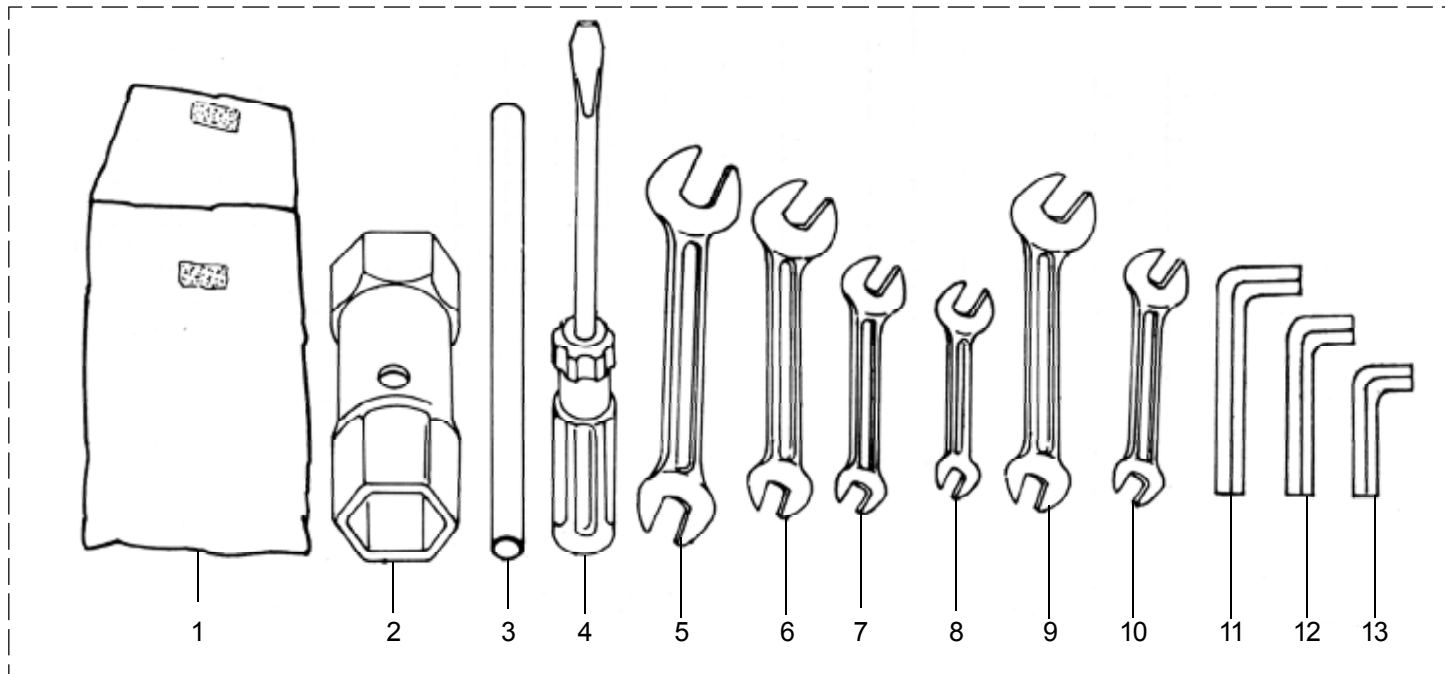
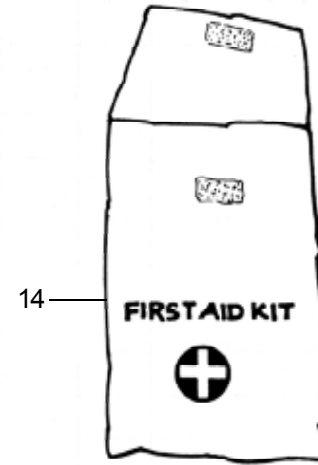
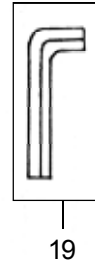
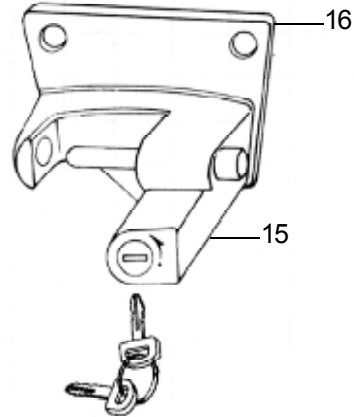
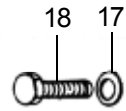
Key Nos.
1, 3 to 9, 11,12

A3

Key Nos.
1 to 5, 7, 10 to 13

A4

Key Nos.
15 to 18



17-10 HELMET LOCK, TOOL KIT & FIRST AID KIT

Key No.	Part Numbers		Description	Qty.	350								BU 500	Lightning			Bu Mach		T Bird		Remarks	MOQ			
	New	Old			Std	Dlx	Mac	Cam	Elec 4S		Elec 5S			500	500	535	535 ES	A350	A500	KS			ES		
									KS	ES	KS	ES													
A1	145161/A		Tool kit - AR, (Inches)	1	●																1				
		145546	Tool kit	1	●	●	●	●	●	●		●										146330/A, SB-535	1		
			Tool kit	1	●							●	●	●									140450	1	
A2	146329/A	500461/A	Tool kit (AVL)	1					●	●					●	●						SB - 535	1		
A3	570288/B	521100/A	Tool kit	1								●	●	●			●	●				Alt. No. 570288/B, SB-535	1		
A4	597176		Helmet Lock Assy. with Two Keys Kit	1	●	●	●	●	●	●	●	●	●	●	●	●							1		
1	140484		Wallet, Tool kit	1	●	●	●	●	●	●	●	●	●	●	●	●	●	●	●	●	●		146365/A	1	
2	142631		Tubular spanner	1	●	●	●	●	●	●	●	●			●	●	●	●	●	●			Ref. Kit, SB-054	1	
			Tubular spanner, 7/16" White - Spark plug	1								●	●	●									140453, Ref.Kit SB-054		
3			Tommy bar	1	●	●	●	●	●	●	●	●	●	●	●	●							142632, Ref. Kit		
			Tommy bar	1													●	●					521105/A Ref. Kit	1	
4			Screw driver	1	●	●	●	●	●	●	●	●	●	●	●	●							140543, Ref. Kit		
			Screw driver	1													●	●					521104/A	1	
5			Double end spanner 3/8" x 5/16"	1											●	●							140503, Ref. Kit		
6			Double end spanner 5/16" x 1/4"	1	●	●	●	●	●	●	●	●	●	●	●	●	●	●	●	●	●			140501, Ref. Kit	1
7			Double end spanner 1/4" x 3/16"	1											●	●							140500, Ref. Kit		
8			Double end spanner 3/16" x 1/8"	1											●	●							140502, Ref. Kit		
9			Double end spanner 10 x 13 mm	2	●	●	●	●	●	●	●	●	●	●			●	●					200005/A	1	
10			Double end spanner 8 x 10 mm	1											●	●	●	●					500463	1	
11	500462		Allen key 5 mm	1											●	●	●	●	●	●			LTD, Ref. Kit		
12	521106		Allen key 6 mm	1													●	●					Ref. Kit	1	
13	550176		Allen key 3 mm	1													●	●					Ref. Kit	1	
14			First aid kit	1	●	●	●	●	●	●	●	●	●	●	●	●								145224	1
			First aid kit	1													●	●						521097/A	1

17-10 HELMET LOCK, TOOL KIT & FIRST AID KIT

A1

Key Nos.
1, 3, 4, 5, 7, 10

A2

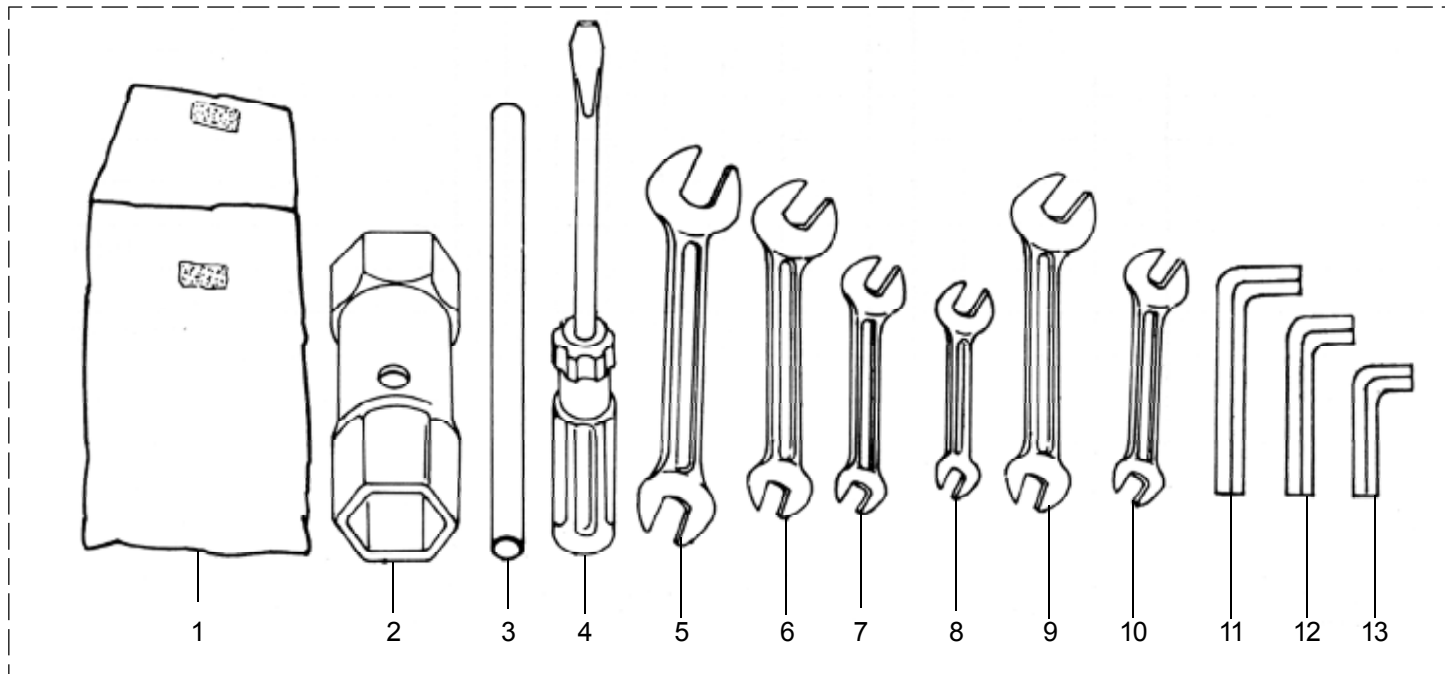
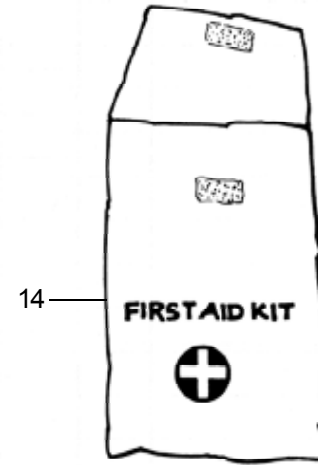
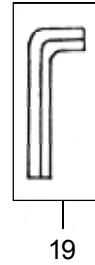
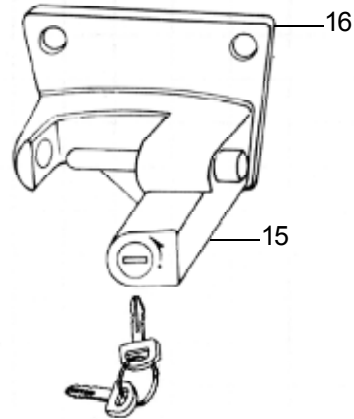
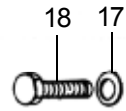
Key Nos.
1, 3 to 9, 11,12

A3








Key Nos.
1 to 5, 7, 10 to 13

A4


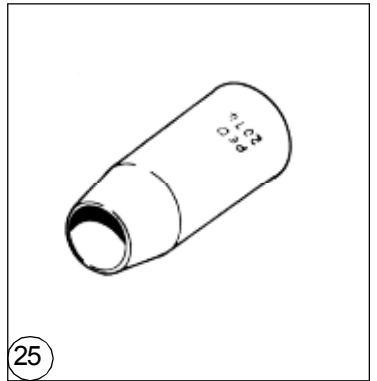
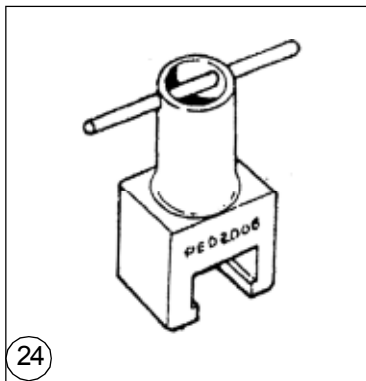






Key Nos.
15 to 18



18-10 SPECIAL TOOLS (LIST-A)



18-20 SPECIAL TOOLS (LIST-B)



ROYAL ENFIELD