

**ROYAL
ENFIELD**

trip[↗]



Spare Parts Catalogue

Version 3.0

THUNDERBIRD
TWINSPARK

We take pleasure in releasing this Updated THUNDERBIRD TWINSARK Spare Parts Catalogue (Version 3.0).

The Catalogue has been specially designed for identification of correct part number to help in ordering Spare Parts, Special Tools and Service Publications from the company.

The Royal Enfield Spare Parts are manufactured under stringent quality control to ensure ultimate riding experience. It is therefore important to use only Royal Enfield Genuine Spares.

The illustration of the various parts are not to scale and is intended to serve only as a means of identification of the component for its shape and relative location in its respective assembly.

Due to continuous improvements in the motorcycle, the part nos and / or illustrations are subject to change without prior notice. However the changes will be intimated through technical Service Bulletin subsequently and periodically which must be updated by you in the catalogue at your end.

The part numbers and description were correct at the time of printing. While extreme care is taken in publishing this catalogue. We shall not be held responsible for any errors/omissions or wrong interpretations and consequent loss of any nature due to any of the above.

For enquiry, suggestions or feedback may write to us ...

SERVICE HEADQUARTERS :

ROYAL ENFIELD

(A Unit of Eicher Motors Limited)

Thiruvottiyur High Road, Thiruvottiyur, Chennai - 600 019. India.

Tel : +91-44-4223 0400, Fax : +91-44-4201 1719. Website : www.royalenfield.com

E-mail : customerservice@royalenfield.com

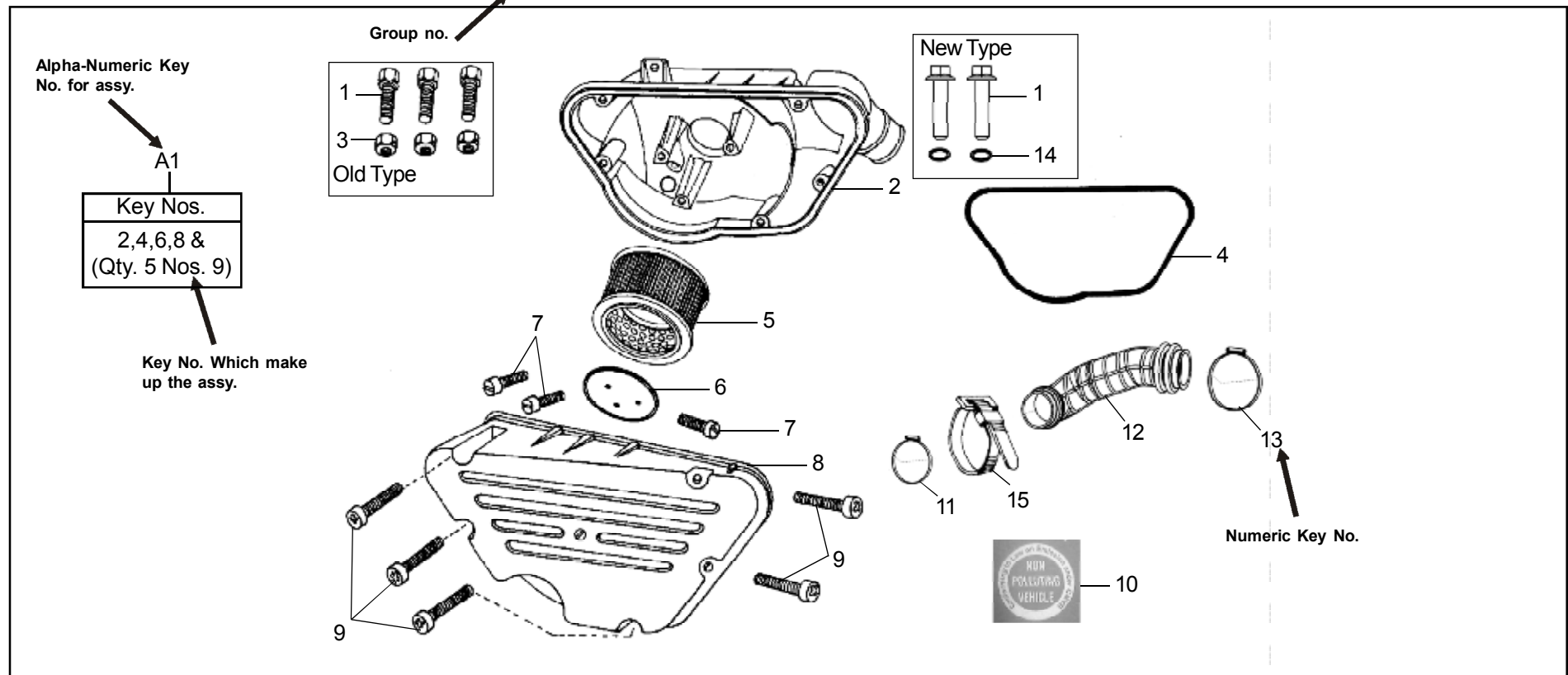
“© Copyright 2014 Royal Enfield (A Unit of Eicher Motors Limited). All Rights Reserved. No part of this Spare Parts Catalogue shall be copied, distributed or otherwise dealt without the express permission in written from the Eicher Motors Limited, Royal Enfield Unit who remains the sole owner of this manual .”

For easy reference and quick identification, the parts are grouped into relevant categories. Details are given in the illustrated Group index. Kindly follow the below tips on usage of this catalogue

● ILLUSTRATION

Illustration given with this catalogue helps in identifying the shape of part in its relative assembly.

02-10 AIR FILTER ASSEMBLY



00-00 General Information

● PART NUMBER LIST

1	2	3	4	5			6	7
KEY No.	Part Number	DESCRIPTION	QTY.	MODIFICATION DETAILS			REMARKS	MOQ Nos.
				PART NO.	EFFECTIVE CH. No.	INT		

1. KEY NUMBER (KEY NO.)

- The numeric key number is provided to serve as the identification of the part with its part number.
- Serviceable assemblies or kits in a particular group are identified by alpha-numeric key numbers. e.g. A1, A2 etc. In such cases, key numbers of individual items or group number which make up such assembly / kit are given in illustration.

2. PART NUMBER

- The Part number of the individual item, kit OR the assembly is given in this column for unique identification. The parts for which part numbers are not given, are not individually serviced.

3. DESCRIPTION

- The description of the part assigned to the individual item kit / assembly is mentioned in this column.

00-00 General Information

4

4. QUANTITY

- The number of individual items, kits or assemblies required for one vehicle is mentioned here.
- Though quantity is indicated for oversize (O/S) or undersize (U/S) of some items, it is to be understood that for a vehicle the sizes only is applicable, depending upon the repair / matching requirements.

5. MODIFICATION DETAILS

This column is to incorporate future changes in part numbers, applicable model etc.

- The changes will be informed through service bulletins.
- The user has to update this catalogue by writing the relevant details in this column.
- The updation is to be done till the next print of the catalogue.

5a. PART NUMBER (PART NO.)

- The new part number which supersedes the existing part number has to be written in this column against the relevant part number.
- If a new part is introduced, which does not replace any existing item, then the details of this new part may be written at the end of the part list in the relevant group.

5b. EFFECTIVE CHASSIS NUMBER (EFFECTIVE CH. NO.)

- The chassis number from which the new part is used in lieu of the existing part, has to be written in this column.

5c. INTERCHANGEABILITY (INT.)

- Whenever a new part is introduced, the interchangeability of the new part with the existing part has to be indicated.
 - “YES” - Interchangeable as individual item.
 - “NO” - Not interchangeable as individual item. Other related parts are affected.

6. REMARKS

Updated / Modified / Old or Alternate Part Numbers is provided for reference purpose. This catalogue is updated Service Bulletin Number upto SB - 687 & SB 85-2014.

7. M.O.Q.


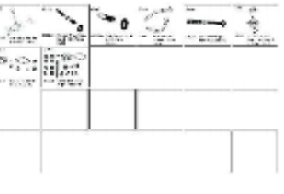



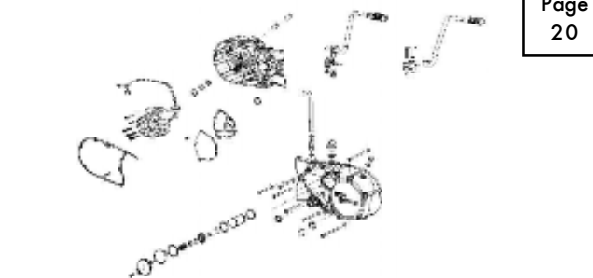
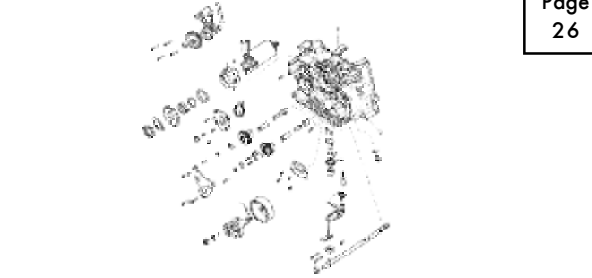
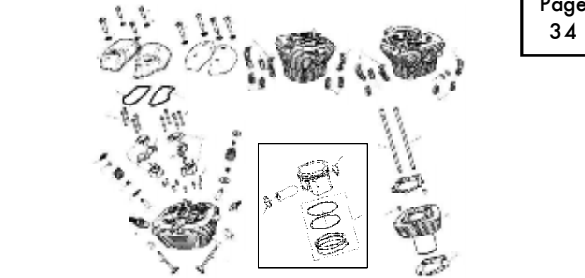
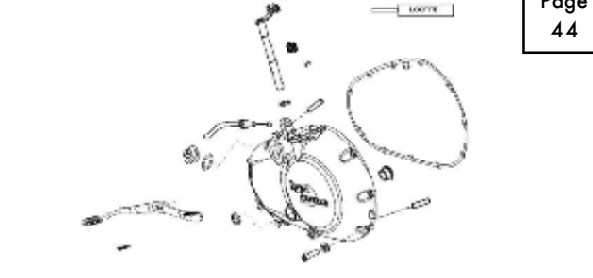
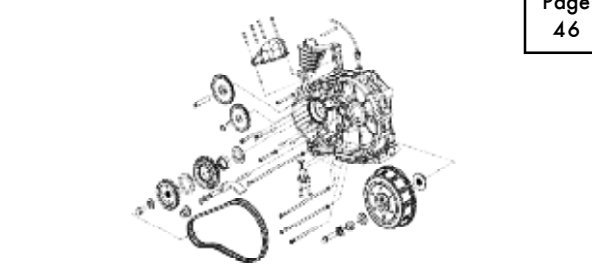
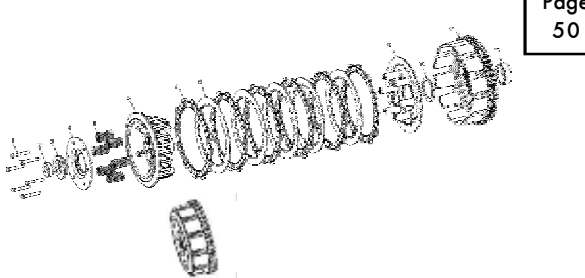
Number of Items Minimum Quantity to be ordered to our Spare Parts department (SPD). So that they can serve you minimum packed / ordered quantity. It may varies from item to item by Price, Size or Shape as applicable.

Contents

Group No.	Description	Page No.
00-00	GENERAL INFORMATION	2
00-10	GROUP INDEX PICTORIAL	6
01-00	ENGINE KITS - I	12
01-05	ENGINE KITS - II	13
01-10	GENERAL KITS - I	14
01-15	GENERAL KITS - II	15
01-20	GENERAL KITS - III	16
01-25	GENERAL KITS - IV	17
01-30	ENGINE ASSEMBLY	19
01-35	ENGINE COVER RH	21
01-40	CRANK CASE RH - COVER SIDE	27
01-45	CYLINDER & HEAD ASSEMBLY	37
01-50	ENGINE COVER LH	45
01-55	CRANK CASE LH - COVER SIDE	47
01-60	CLUTCH ASSEMBLY	51
01-65	CRANK CASE LH	53
01-70	CRANK CASE RH	55
01-75	GEAR TRAIN ASSEMBLY	61
02-00	CV CARBURETOR ASSEMBLY (BS 29) UFSL	65
02-10	AIR FILTER ASSEMBLY	71
02-20	SILENCER & EXHAUST PIPE	73
03-00	HANDLE BAR & CONTROLS	77
03-10	CONTROL CABLES	81
03-20	MASTER CYLINDER ASSEMBLY (OLD TYPE - P)	83
03-30	CALIPER ASSEMBLY (OLD TYPE - P)	85
03-40	MASTER CYLINDER ASSEMBLY (BBI)	87
03-50	CALIPER ASSEMBLY (BBI)	91
03-60	HEAD BRACKET & STEERING STEM ASSEMBLY	95
03-70	FRONT FORK ASSEMBLY (GIL)	99
03-80	FRONT MUDGUARD ASSEMBLY	103

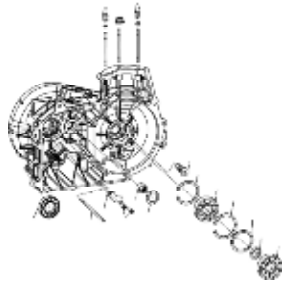
Group No.	Description	Page No.
03-90	FRONT WHEEL ASSEMBLY	105
04-00	FUEL TANK ASSEMBLY	109
04-10	SEAT ASSEMBLY	115
05-00	REAR SHOCK ABSORBERS & CENTER STAND ASSEMBLY	117
05-10	REAR CHAIN & GUARD	119
05-20	SWINGARM ASSEMBLY	121
05-30	REAR WHEEL ASSEMBLY	123
05-40	REAR BRAKE (DRUM)	129
05-50	BRAKE PEDAL	133
05-60	REAR MUDGUARD ASSEMBLY	135
06-00	RIDER & PILLION FOOT REST ASSEMBLY - LH & RH	141
06-10	SIDE PANEL LH & RH	145
06-20	SIDE DECOR ASSEMBLY LH & RH	147
06-30	FRAME ASSEMBLY	149
07-00	BATTERY, BATTERY CARRIER AND HARNESS	153
07-10	HEAD LAMP & TAIL LAMP ASSEMBLY	155
07-20	INSTRUMENT CLUSTER ASSEMBLY	157
07-30	SWITCHES AND FITMENTS	159
07-40	TCI SYSTEM & STARTER MOTOR	161
07-50	TRAFFICATOR LIGHTS	165
08-00	TOOL KIT, FIRST AID KIT AND HELMET LOCK	167
08-10	SPECIAL TOOLS LIST - A (COMMON)	169
08-20	SPECIAL TOOLS LIST - B	171
09-00	WALL CHARTS LIST-A (DOMESTIC)	173
09-10	WALL CHARTS LIST-B (DOMESTIC)	175
09-20	ALL UCE SERVICE PUBLICATION LIST (DOMESTIC)	177
09-30	AFTER MARKET PARTS - A	179
09-40	AFTER MARKET PARTS - B	181
09-50	AFTER MARKET PARTS - C	184
10-00	PART NUMBER INDEX	185
11-00	SERVICE BULLETINS CHECKLIST FOR PARTS CATALOGUE UPDATE	193

00-10 Group Index - Pictorial

<p>01-00 Engine Kits - I</p> <p>Page 12</p> 	<p>01-05 Engine Kits - II</p> <p>Page 13</p> 	<p>01-10 General Kits - I</p> <p>01-15 General Kits - II</p> <p>Page 14&15</p> 	<p>01-20 General Kits - III</p> <p>01-25 General Kits - IV</p> <p>Page 16&17</p> 	<p>01-30 Engine Assembly</p> <p>Page 18</p> 
<p>01-35 Engine Cover RH</p> <p>Page 20</p> 	<p>01-40 Crankcase RH - Cover Side</p> <p>Page 26</p> 	<p>01-45 Cylinder & Head Assembly</p> <p>Page 34</p> 		
<p>01-50 Engine Cover LH</p> <p>Page 44</p> 	<p>01-55 Crankcase LH - Coverside</p> <p>Page 46</p> 	<p>01-60 Clutch Assembly</p> <p>Page 50</p> 		

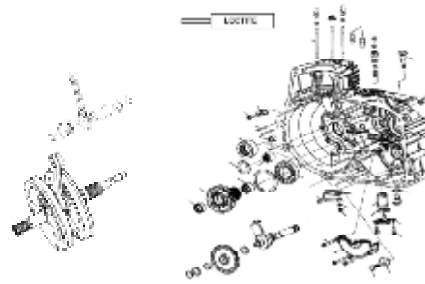
00-10 Group Index - Pictorial

01-65 Crankcase LH



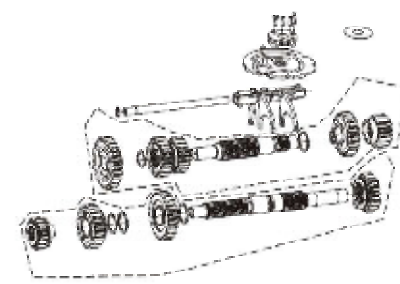
Page
52

01-70 Crankcase RH



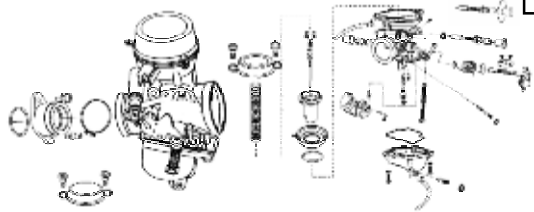
Page
54

01-75 Gear Train Assembly



Page
60

02-00 CV Carburetor Assembly (BS 29) UFSL



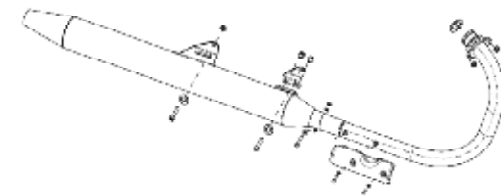
Page
64

02-10 Air Filter Assembly



Page
70

02-20 Silencer & Exhaust Pipe



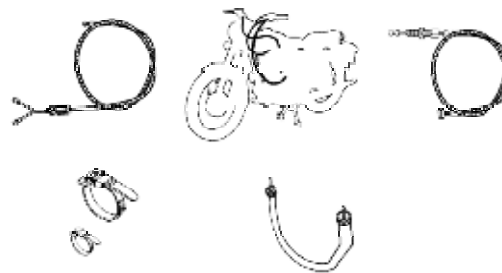
Page
72

03-00 Handle Bar & Controls



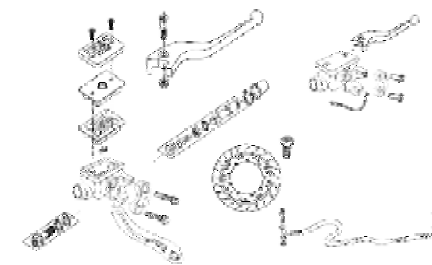
Page
76

03-10 Control Cables



Page
80

03-20 Master Cylinder Assembly (Old Type - P)

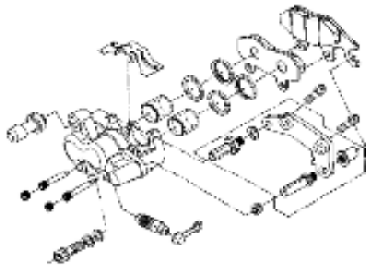


Page
82

00-10 Group Index - Pictorial

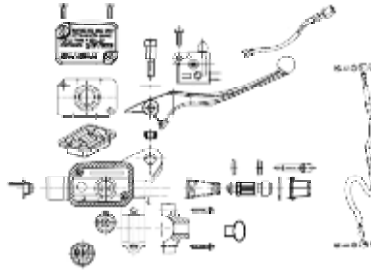
03-30 Caliper Assembly (Old Type - P)

Page
84



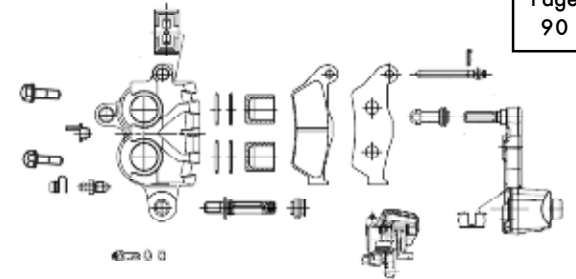
03-40 Master Cylinder Assembly (BBI)

Page
86



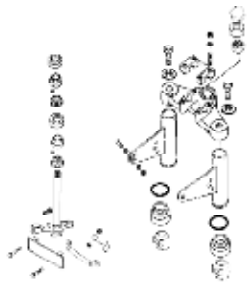
03-50 Caliper Assembly (BBI)

Page
90



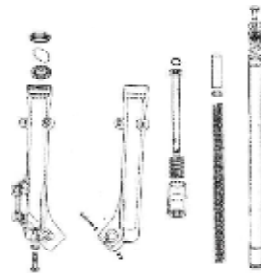
03-60 Head Bracket & Steering Stem Assembly

Page
94



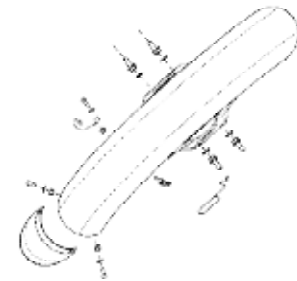
03-70 Front Fork Assembly (GIL)

Page
100



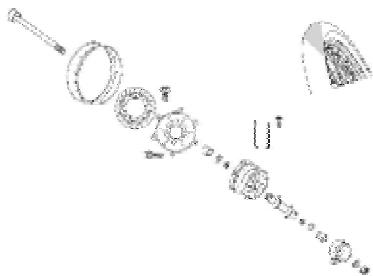
03-80 Front Mudguard Assembly

Page
102



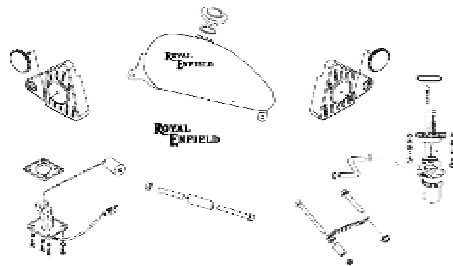
03-90 Front Wheel Assembly

Page
104



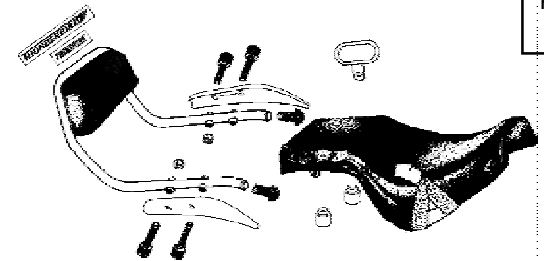
04-00 Fuel Tank Assembly

Page
108



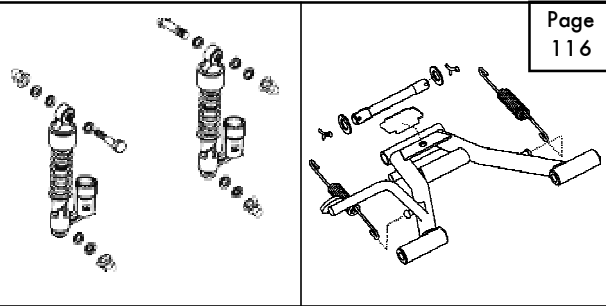
04-10 Seat Assembly

Page
114



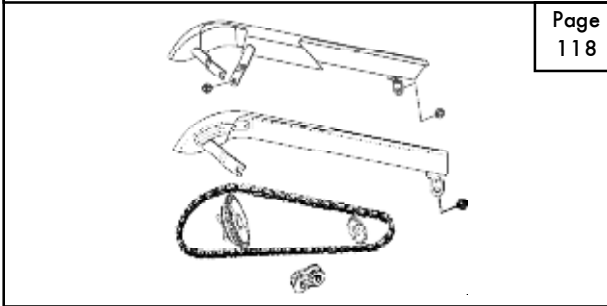
00-10 Group Index - Pictorial

05-00 Rear Shock Absorbers & Center Stand Assy.



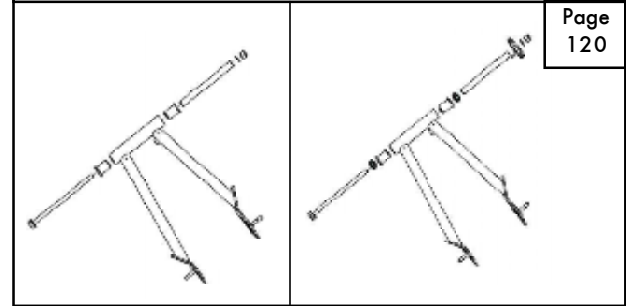
Page
116

05-10 Rear Chain & Guard



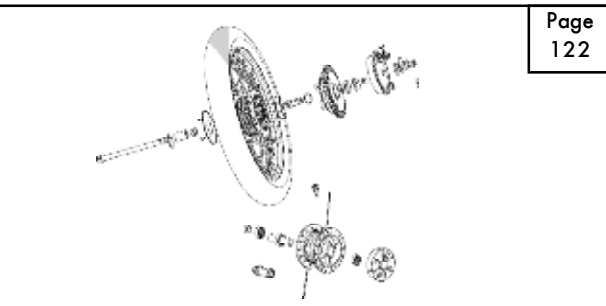
Page
118

05-20 Swing Arm Assembly



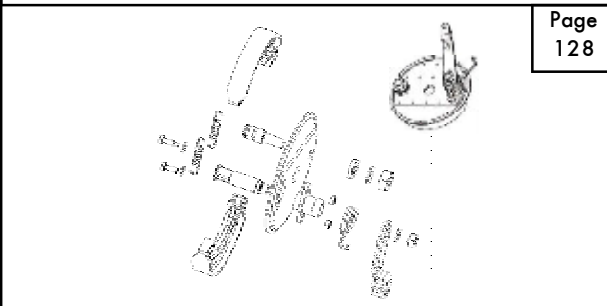
Page
120

05-30 Rear Wheel Assembly



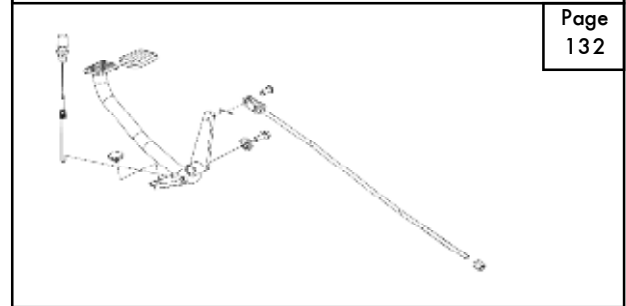
Page
122

05-40 Rear Brake (Drum)



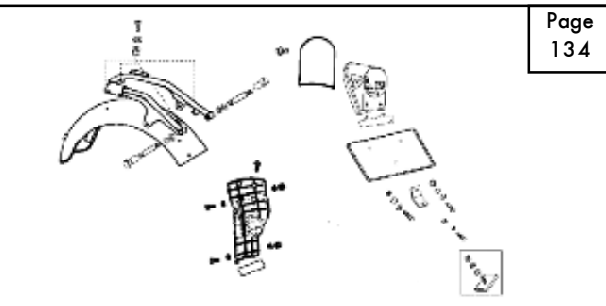
Page
128

05-50 Brake Pedal



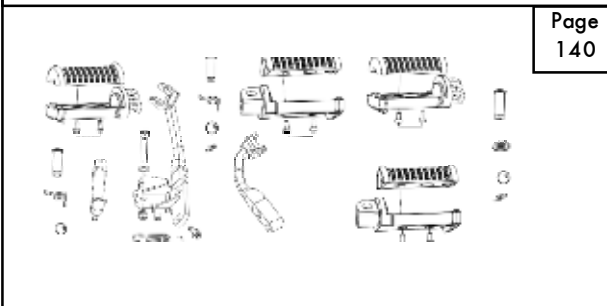
Page
132

05-60 Rear Mudguard Assembly



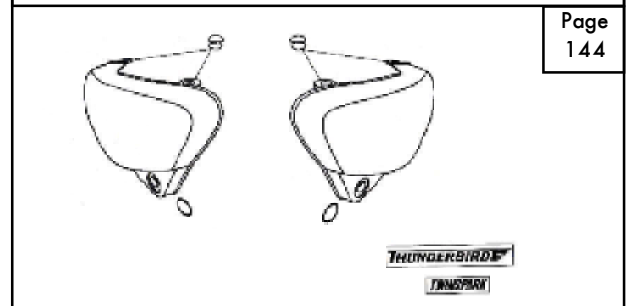
Page
134

06-00 Rider Foot Rest Assy-LH&RH



Page
140

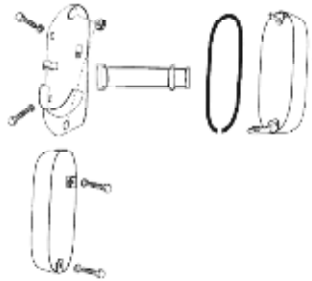
06-10 Side Panel LH & RH



Page
144

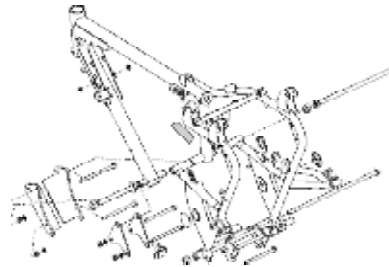
00-10 Group Index - Pictorial

06-20 Side Decor Assembly LH & RH



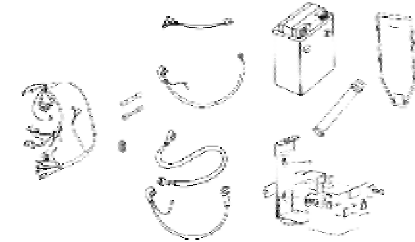
Page
146

06-30 Frame Assembly



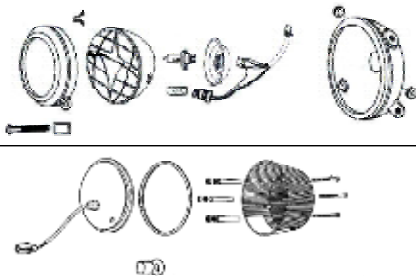
Page
148

07-00 Battery, Battery Carrier and Harness



Page
152

07-10 Head Lamp & Tail Lamp Assembly



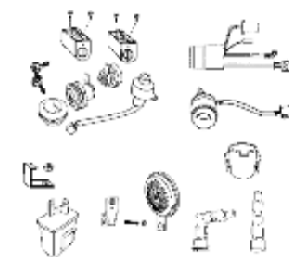
Page
154

07-20 Instrument Cluster Assembly



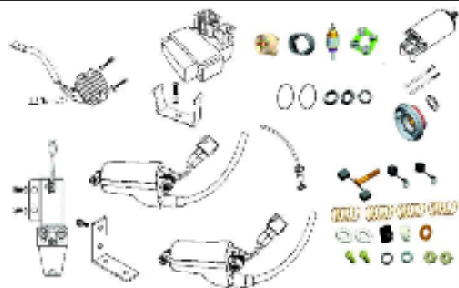
Page
156

07-30 Switches and Fitments




Page
158

07-40 TCI System & Starter Motor



Page
160

07-50 Trafficator Lights





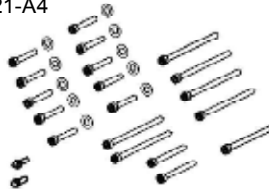


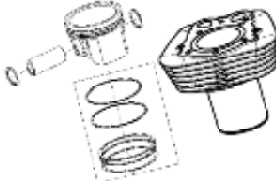
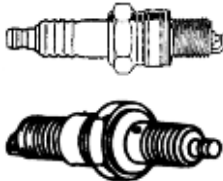








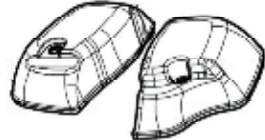



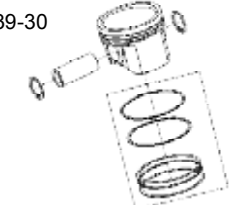
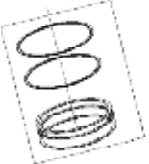

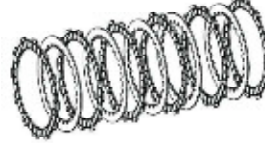
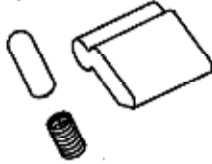
Page
164

08-00 Tool Kit, First Aid Kit & Helmet Lock






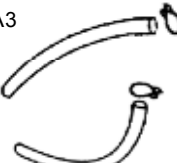




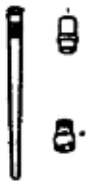


Page
166




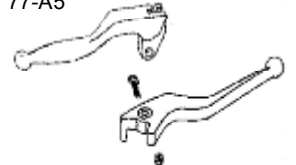
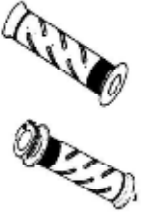

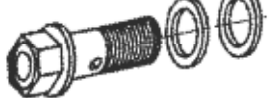
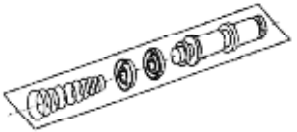




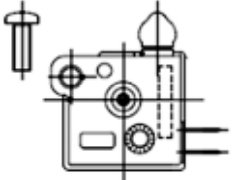

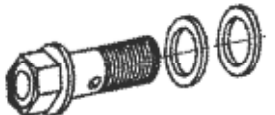
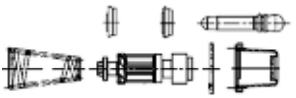
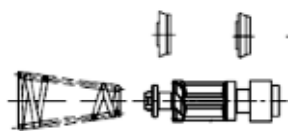

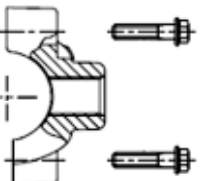
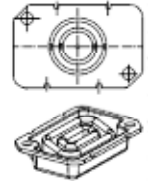

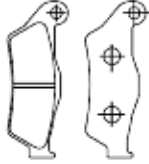


01-00 Engine Kits - I

<p>21-A2</p>  <p>570726 - Cap, oil filter sub Assy. kit</p>	<p>21-A3</p>  <p>888100 - Kick Boss Repair Kit</p>	<p>21-A4</p>  <p>888103 - Bolt Repair Kit RH Crankcase Cover</p>	<p>27-A4</p>  <p>888104 - Cover Kick Start with Oil Seal</p>	<p>27-A5, A6 & A7</p>  <p>888179 - ECS Kit - STD 888180 - ECS Kit - 1st O/S 888181 - ECS Kit - 2nd O/S</p>	<p>35-A2</p>  <p>600003 - Cyl. & Piston Kit (350)</p>
<p>35-A3</p>  <p>888003 - Spark Plug Kit (350cc)</p>	<p>35-A4</p>  <p>888105 - Rocker Cover with Gasket - Exhaust (Old Type)</p>	<p>35-A4</p>  <p>888106 - Rocker Cover with Gasket - Exhaust (New Type)</p>	<p>35-A5</p>  <p>888107 - Rocker Cover with Gasket - Inlet (Old Type)</p>	<p>35-A5</p>  <p>888108 - Rocker Cover with Gasket - Inlet (New Type)</p>	<p>35-A6</p>  <p>888109 - Rocker Bearing Set with Rocker Arm Exhaust (UCE)</p>
<p>35-A7</p>  <p>888110 - Rocker Bearing Set with Rocker Arm Inlet (UCE)</p>	<p>35-A8</p>  <p>888111 - Valve Repair Major Kit UCE 350cc</p>	<p>35-A10</p>  <p>888293 - Engine Valve Inlet & Exhaust Kit (UCE 350)</p>	<p>35-A11</p>  <p>888296 - Rocker Cover Kit (UCE 350 & 500) (New Type)</p>	<p>35-A12</p>  <p>888297 - Gasket Kit - Rocker Cover (UCE) (New Type)</p>	<p>35-A13</p>  <p>888299 - Push Rod Kit - UCE</p>
<p>35-A14</p>  <p>888298 - Rocker Arm & Bearing Kit (UCE)</p>	<p>39-30</p>  <p>570272/A - Piston and Ring Set Assy. UCE 350</p>	<p>41-32</p>  <p>570273 - Piston Ring Set, STD, UCE 350</p>	<p>43-A3</p>  <p>888114 - Seal and Bolt Repair Kit LH Engine Cover - TBTS</p>	<p>51-A2</p>  <p>597459 - Clutch Plates Kit (UCE 350)</p>	<p>55-A3</p>  <p>888182 - Kick Pawl, Plunger and Spring Kit</p>


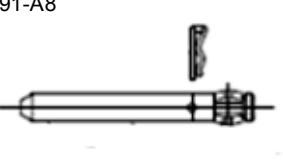
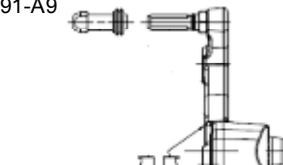
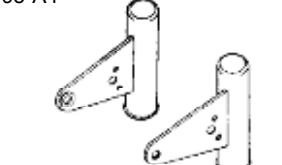


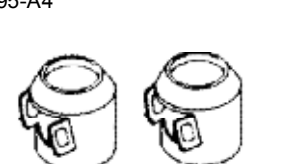




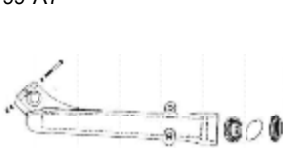

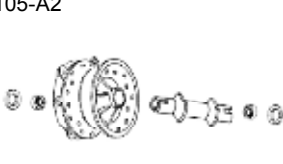


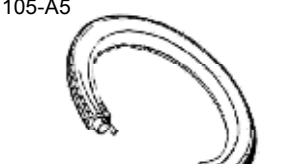

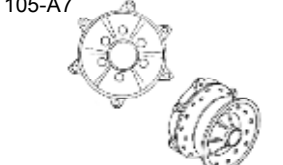
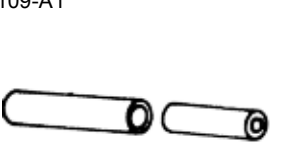
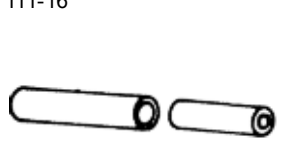

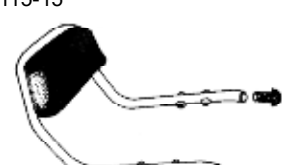

01-05 Engine Kits - II

<p>55-A4</p>  <p>888236 - Connecting Rod Kit (UCE 350 / 500cc)</p>	<p>61-A1</p>  <p>570157 - Lay Shaft Sub Assembly</p>	<p>61-A2</p>  <p>570158/B - Main Shaft Sub Assembly</p>	<p>65-A1</p>  <p>888083 - Mixture (Pilot) Screw Repair Kit CV Carb BS 29</p>	<p>65-A2</p>  <p>888084 - Drain Screw Repair Kit CV Carb BS 29</p>	<p>65-A3</p>  <p>888085 - Drain and Vent Pipe Kit CV Carb BS 29</p>
<p>65-A4</p>  <p>888086 - Idle Screw Repair Kit CV Carb BS 29</p>	<p>65-A5</p>  <p>570944 - Piston Valve and Diaphragm Assy. Kit C.V. Carb. BS 29</p>	<p>65-A6</p>  <p>888224 - Carburetor BS 29 Minor Repair Kit</p>	<p>65-A7</p>  <p>888225 - Carburetor BS 29 Major Repair Kit</p>	<p>65-A8</p>  <p>888399 - Jet Needle, Holder & Main Jet Kit BS 29 Carb.</p>	<p>500622/B 570241 (3 Nos.) 570213 570407 550661/A 500322/A (2 Nos.) 573906/A 573907/A (3 Nos.)</p> <p>888355 - Oil Seal Kit (Engine Components - UCE)</p>
<p>146459/A 572014/A 500621/A 570293 570294/A 570292 146031/A 550108</p> <p>550256/A 570234 502019/A 570057/B (2 nos.) 570295/A 500619/A (2 nos.) 521200/A</p> <p>888385 - O' Ring Kit Engine - UCE 350 Carburetor</p>	<p>570416/K 570426/H 572021/C 572022/C 570192/C 582638/A 570018/G</p> <p>888388 - Gasket Kit Engine - UCE 350 (Applicable > May 2010)</p>	<p>570416/K 570426/H 570126/E 570127/E 570192/C 582638/A 570018/G</p> <p>888035 - Gasket Kit Engine - TBTS (Applicable < April 2010)</p>			



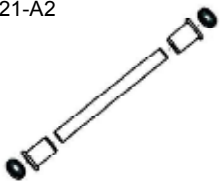
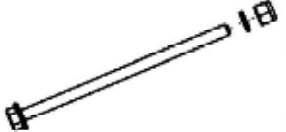
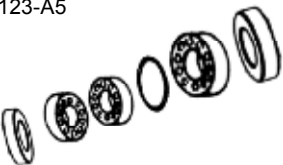

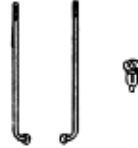
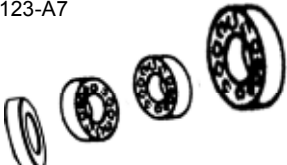
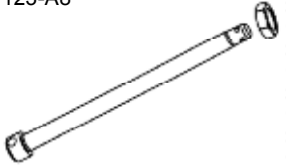


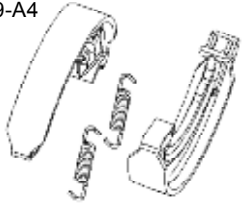




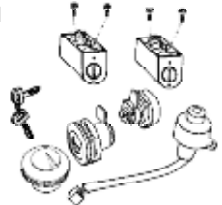
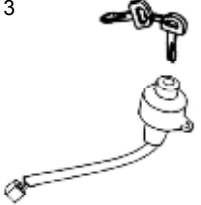
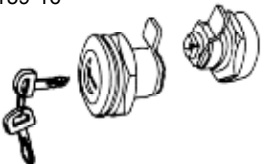


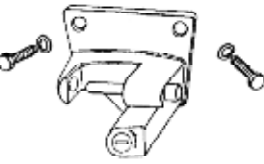
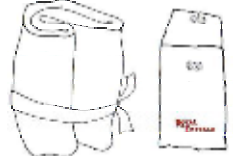
01-10 General Kits - I

<p>77-A2</p>  <p>597382 - Mirror Kit TB</p>	<p>77-A3</p>  <p>888082 - Clutch Switch Repair Kit (TBTS)</p>	<p>77-A4</p>  <p>888094 - Clutch & Front Brake Lever Kit - (BBI) (TBTS) Powder Coated, Black</p>	<p>77-A5</p>  <p>888093 - Clutch Front Brake Lever Kit (P) - TBTS Powder Coated, Black</p>	<p>77-A6</p>  <p>888358 - Hand Grip Set-UCE</p>	<p>81-A1</p>  <p>888075 - Control Cable Kit (Thunderbird Twinspark)</p>
<p>83-A2</p>  <p>560568 - Banjo Bolt Kit</p>	<p>83-11</p>  <p>560567 - Piston Sub Assy. (P) (Master Cyl. Front)</p>	<p>83-A3</p>  <p>888095 - Brake Hose & Banjo Bolt Kit (TBTS) (P)</p>	<p>85-A3</p>  <p>888096 - Caliper Seal & Piston Kit - (P) (TBTS)</p>	<p>87-A2</p>  <p>594704/A - Front Brake Hose Assy. and Banjo Bolt Kit Front M/C (BBI)</p>	<p>87-A3</p>  <p>888009 - Reservoir Cover Kit and Diaphragm Front M/C</p>
<p>87-A4</p>  <p>594710/A - Switch Repair Kit Front Brake (BBI)</p>	<p>87-A5</p>  <p>594712/A - Reservoir Cover Kit Front M/C (BBI)</p>	<p>87-A6 91-A4</p>  <p>594721/A - Banjo Bolt & Washer Kit (BBI)</p>	<p>87-A7</p>  <p>594705/A - Major Kit Front Master Cylinder (BBI)</p>	<p>87-A8</p>  <p>594706/A - Minor Kit Front Master Cylinder (BBI)</p>	<p>87-</p>  <p>594707/A - Oil Window Kit Front M/C (BBI)</p>
<p>87-A10</p>  <p>594708/A - Clamp Kit Front M/C (BBI)</p>	<p>87-A11</p>  <p>594709/A - Diaphragm Kit Front M/C (BBI)</p>	<p>91-A1</p>  <p>147980/A - Disc Brake System Assy. Kit Front (BBI)</p>	<p>91-A3</p>  <p>594715/A - Disc Pad Kit Front (BBI)</p>	<p>91-A5</p>  <p>594720/A - Primary Pin Kit Front Caliper (BBI)</p>	<p>91-A6</p>  <p>594713/A - Major Repair Kit Front Disc - BBI</p>


01-15 General Kits - II

<p>91-A7</p>  <p>594714/A - Minor Repair Kit Front Disc (BBI)</p>	<p>91-A8</p>  <p>594717/A - Pad Pin Kit Caliper (BBI)</p>	<p>91-A9</p>  <p>594718/A - Bracket Sub Assy. Front Caliper (BBI)</p>	<p>95-A1</p>  <p>597362 - Head Lamp Holder Kit (TB & TBTS)</p>	<p>95-A2</p>  <p>597204 - Ball Race Kit with Cover</p>	<p>95-A3</p>  <p>888121 - Rubber Spacer, Bush and Cover Tube Short Kit (Plating)</p>
<p>95-A4</p>  <p>597363 - Cover Tube Kit</p>	<p>99-A3</p>  <p>888027 - Fork Pipe Spining Repair Kit</p>	<p>99-A4</p>  <p>888030 - Fork Oil Seal, 'O' Ring & Piston Ring Kit</p>	<p>99-A5</p>  <p>888031 - Main Spring Fork Major Kit</p>	<p>99-A6</p>  <p>888029 - Bottom Tube LH Sub Assembly Kit</p>	<p>99-A7</p>  <p>888028 - Bottom Tube RH Sub Assembly Kit</p>
<p>103-A1</p>  <p>888116 - Front Mudguard Extension and Clip Kit - TBTS</p>	<p>105-A2</p>  <p>888120 - Front Hub Sub Assy. - Disc (TBTS) Powder Coated</p>	<p>105-A3</p>  <p>888097 - Front Wheel Spindle Kit - Disc (TBTS)</p>	<p>105-A4</p>  <p>888118 - Front Wheel Bearing and Seal Kit - Disc (TBTS)</p>	<p>105-A5</p>  <p>888048 - Fr. Wheel Tyre & Tube 3.25 X 19"</p>	<p>105-A6</p>  <p>888119 - Fr. Wheel 19" Spokes and Nipple Kit -Disc</p>
<p>105-A7</p>  <p>597273 - Front Hub Sub Kit for Disc (TBTS)</p>	<p>109-A1</p>  <p>888336 - Fuel Tank Sleeve & Bush Kit - Long</p>	<p>111-16</p>  <p>110422 - Sleeve Assembly & Bush Fuel Tank - Short</p>	<p>109-3</p>  <p>597128 - Fuel Tank Cap with Key.</p>	<p>115-15</p>  <p>580543/A - Back Rest Assy. without Sticker - TBTS</p>	<p>117-A1</p>  <p>888099 - Bolt, Washer & Nut Kit, Rear Shocks LH</p>

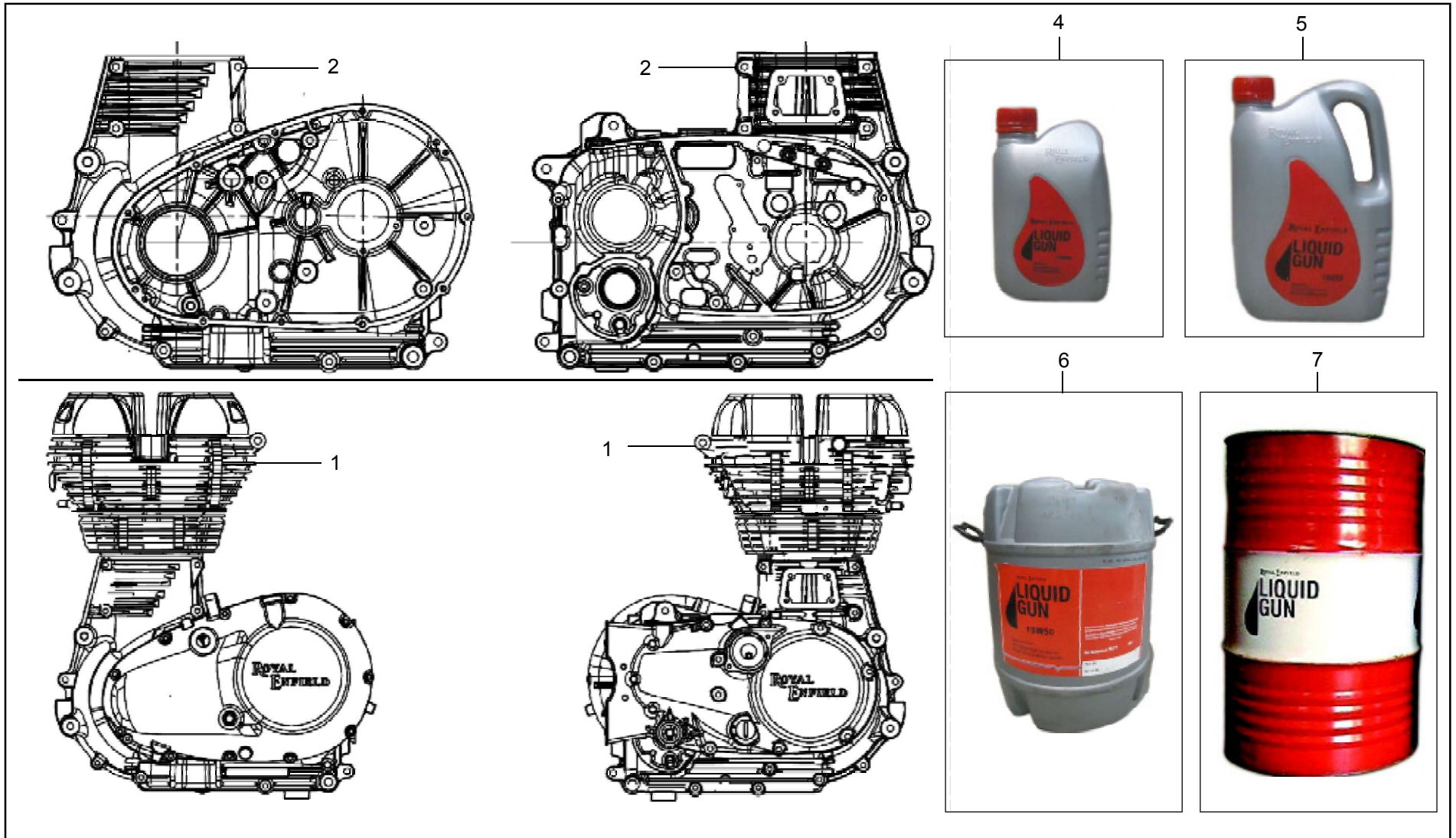
01-20 General Kits - III

<p>117-A2</p>  <p>888098 - Bolt, Washer & Nut Kit, Rear Shocks RH</p>	<p>119-A1</p>  <p>597457 - Chain and Sprocket Kit (100L + 15T)</p>	<p>121-A2</p>  <p>888079 - Swing Arm End Cap, Bush with Spacer Kit</p>	<p>121-A4</p>  <p>888309 - Chain Stay Bolt & Nut Kit (UCE)</p>	<p>123-A4</p> <p>888053 - Rear Tyre & Tube Kit - 3.50 X 19"</p>	<p>123-A5</p>  <p>888080 - Bearing, 'O' Ring & Seal Kit - Rear Wheel (TBTS)</p>
<p>123-A6</p>  <p>112153 - Wheel Spokes & Nipple Kit Rear - 19" Drum</p>	<p>123-A6</p>  <p>597036 - Rear Wheel Spokes & Nipple Kit Rear - 19" Drum (SS)</p>	<p>123-A7</p>  <p>144296 - Rear Wheel Bearing Kit (Drum Type)</p>	<p>123-A8</p>  <p>888177 - Rear Spindle with Nut Kit</p>	<p>129-A2</p>  <p>888122 - Cover Plate with Bush Sub Assy. Kit</p>	<p>129-A3</p>  <p>888305 - Rear Brake Shoe Pin & Nut Kit</p>
<p>129-A4</p>  <p>888337 - Rear Brake Shoe with Spring kit</p>	<p>133-A1</p>  <p>888076 - Rear Brake Rod Kit (TBTS)</p>	<p>145-A1</p>  <p>888198 - Side Panel Grommet, Washer & Bolt Repair Kit</p>	<p>147-A1</p>  <p>888117 - Side Decor Assy. LH & RH Kit (TBTS)-Lockable Type</p>	<p>153-A1</p>  <p>- Wiring Harness & Tail Light Cable Kit</p>	<p>159-1</p>  <p>147548/B - Common Key Set-Thunderbird</p>
<p>159-13</p>  <p>521145/A - Ignition Switch with Key</p>	<p>159-16</p>  <p>597127 - Side Panel Lock with keys</p>	<p>159-17</p>  <p>597129 - Steering Lock Assy. with keys (W/O Barrel Body)</p>	<p>165-A1</p>  <p>597404 - Trafficator Kit LH&RH (Clear Lens)</p>	<p>167-A2</p>  <p>597176 - Helmet Lock Bracket with Two Keys Kit</p>	<p>184-A1</p>  <p>888200 - Tool Kit Accessory Rider</p>

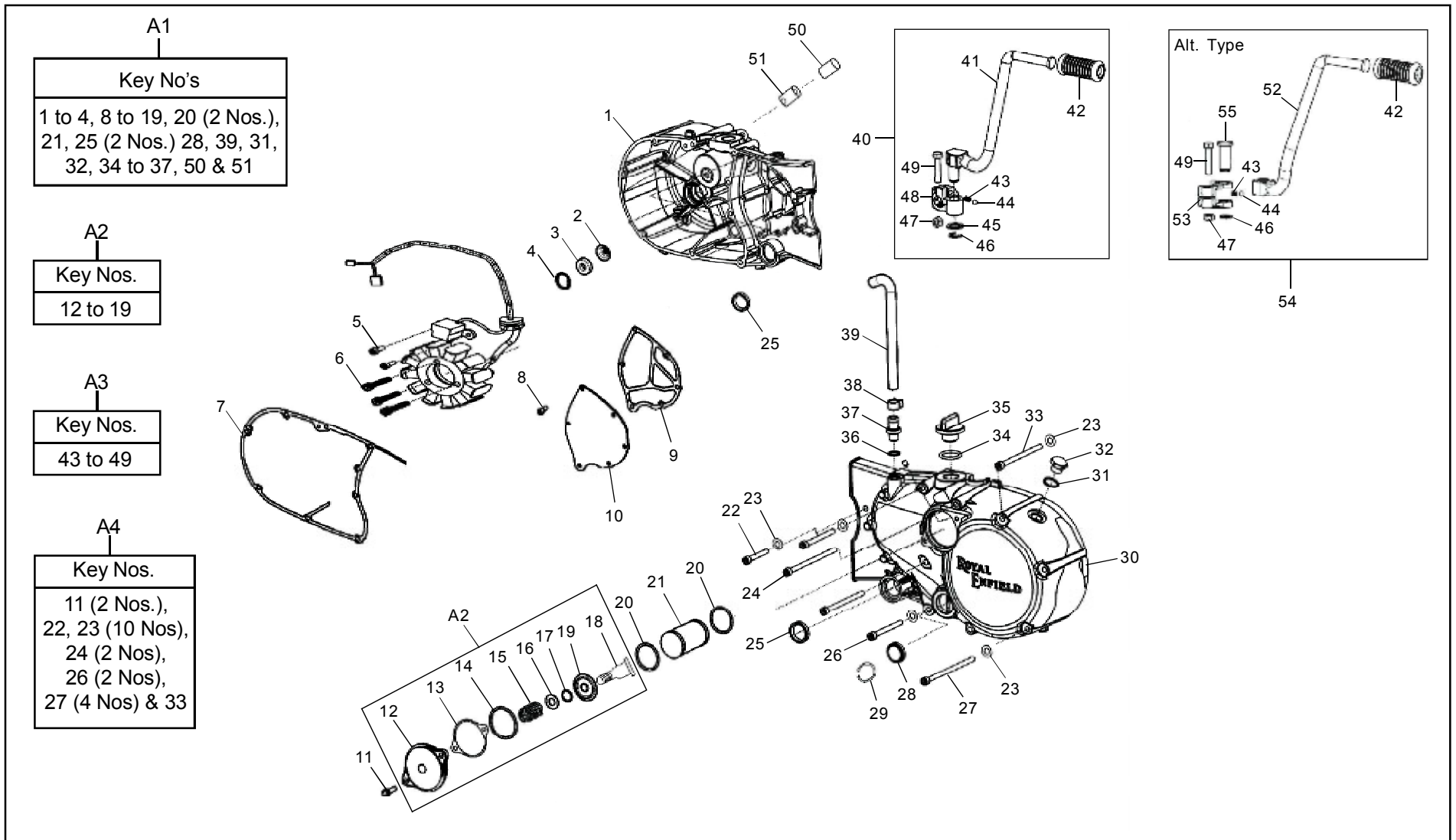
01-25 General Kits - IV

 <p>888351 - Engine mounting Plate Kit</p>	<p>593049/C 586001/A 145878/A 593050/C 586036/A (3 Nos.) 586004/A (2 Nos.)</p> <p>888352 - Engine mounting plate fasteners Kit</p>				

01-30 Engine Assembly



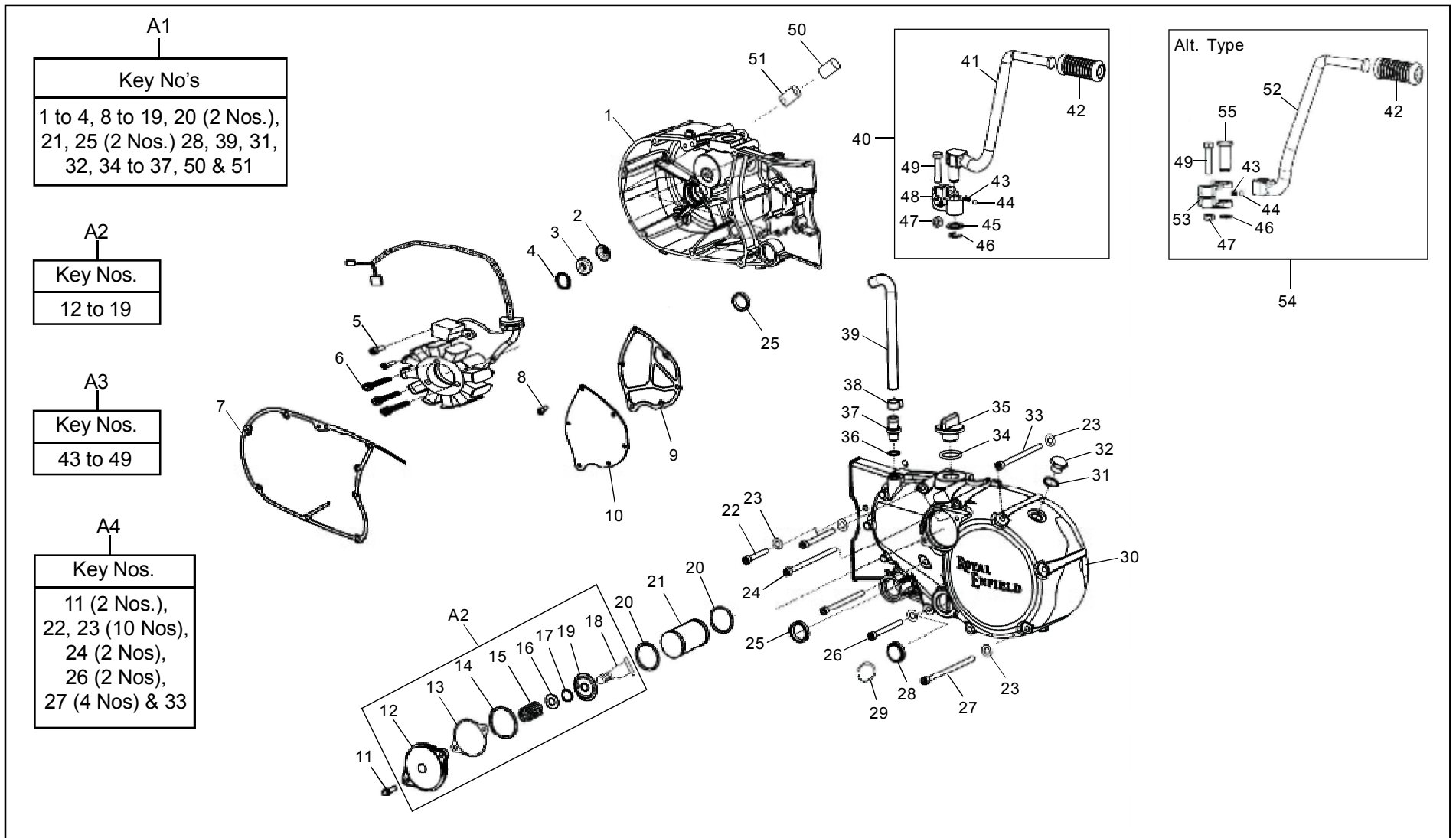
01-35 Engine Cover RH



01-35 Engine Cover RH

KEY No.	PART NUMBER	DESCRIPTION	QTY.	MODIFICATION DETAILS			REMARKS	MOQ Nos.
				PART No.	EFFECTIVE CH. No.	INT		
A1	861027	RH Cover Assembly Complete	1				Buffed	1
A2	570726	Cap, Oil Filter Sub Assembly	1				N.S.	1
A3	888100	Kick Boss Repair Kit (TBTS)	1					1
A4	888103	Bolt Repair Kit RH Crankcase Cover	1					1
1	861028	Cover RH Sub Assembly	1				SB - 650	1
2	570183/D	Jet, Crankshaft RH	1					10
3	500622/B	Oil Seal, Crank Feed 24 x 10 x 7	1					1
4	550028	Circlip 24N	1					10
5	570013	Pulser Coil Fixing Screw (Hex Socket Head Cap Screw M5X16)	2	570431/B		Y	SB 58-2014	10
	570431/B	Hex. Flanged Bolt M5 X 0.8 X 16	2				SB 58-2014	20
6	570718/A	Hex Socket Head Cap Screw M5 x 30 12.9 Grade	3				SB - 681 Alt. No. 570720	1
	550095	Cap Screw - End Cover M6 X 30	3				SB - 681, Old Type	10
7	570416/K	Gasket - Cover RH	1	570416/M		Y		1
8	570425/B	Hex. Screw, M5 X 12	6				SB 58-2014	20
9	570426/H	Gasket, Cover Plate	1					5
10	570424/D	Cover Plate, Breather Chamber	1					1
11	570431/B	Hex Flange Bolt M5 X 1 X 16	2				SB 58-2014	20
12	572005/C	Cap, Oil Filter - Powder Coated	1	861004		Y	Old Type, N.S.	1
	861004	Cap, Oil Filter - Buffed	1				New Type, SB-555	1
13	570123/C	Gasket, Cap Oil Filter	1					14
14	570432/C	'O' - Ring, Filter Cap	1					10
15	500637/B	Spring	1					10
16	500617/A	Washer	1					20
17	500621/A	'O' - Ring	1					20

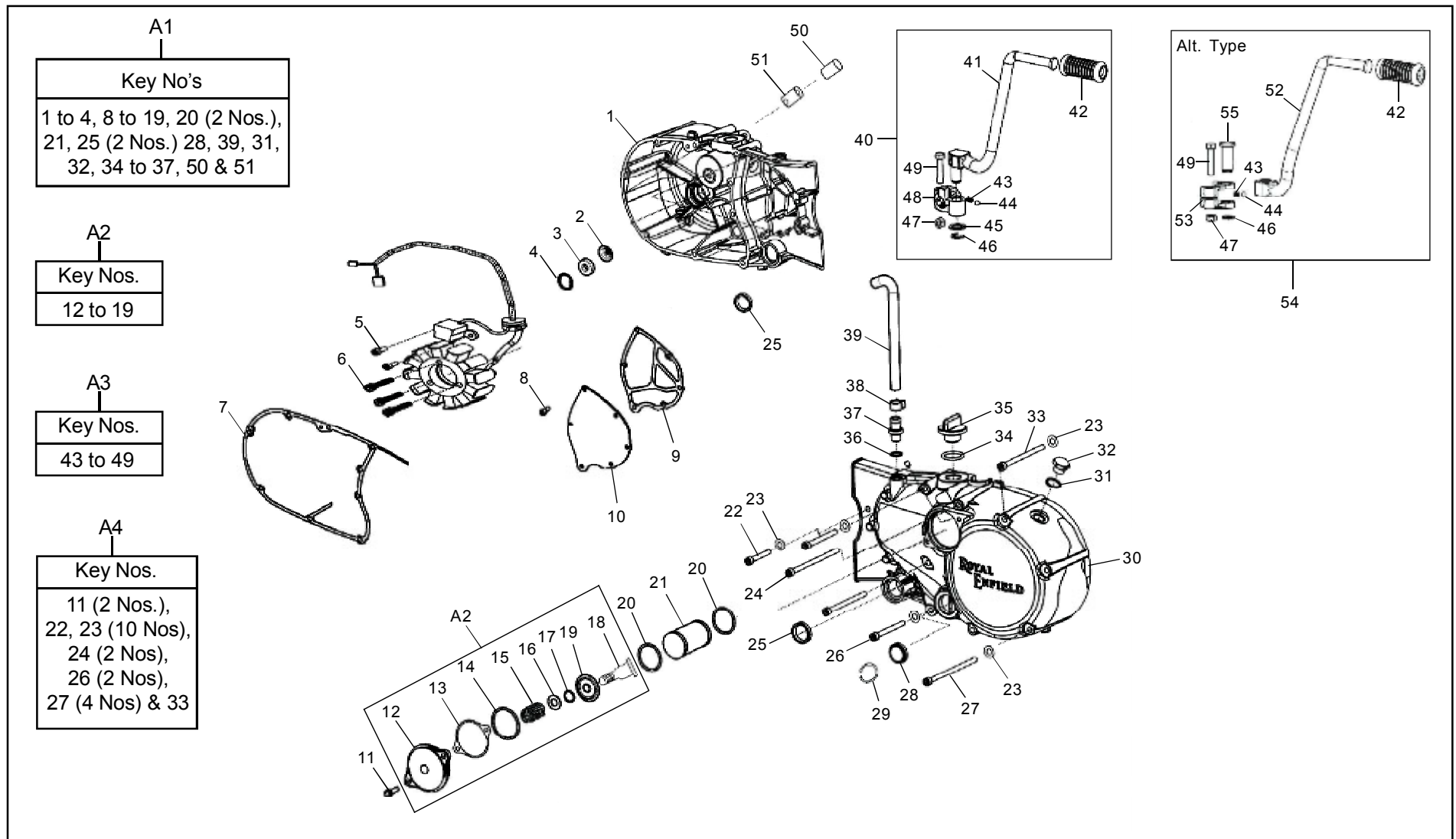
01-35 Engine Cover RH



01-35 Engine Cover RH

KEY No.	PART NUMBER	DESCRIPTION	QTY.	MODIFICATION DETAILS			REMARKS	MOQ Nos.
				PART No.	EFFECTIVE CH. No.	INT		
18	571201/A	Screw Spring Cap	1				SB - 555, > Mar. '10	5
19	500616/A	Spring Cap	1					10
20	500619/A	'O' - Ring	2					20
21	500613/A	Element - Oil Filter	1					1
22	570423/A	Hex.Socket HD. Cap Screw, M6 X 40	1				SB - 580	10
23	144436	Copper Washer	10	144436/A		Y	SB - 580	20
24	570021	Hex.Socket HD. Cap Screw, M6 X 80	2					5
25	570241	Oil seal Kick Starter, g20 x 27 x 5 double lip	2					4
26	570463/A	Hex.Socket HD. Cap Screw, M6 X 60	2					5
27	570422	Hex.Socket HD. Cap Screw, M6 X 100	4					4
28	570059/C	Oil Level Window	1	571254/A		Y	Old Type, SB38-2014	2
	571254/A	Oil Level Window	1				New Type, SB38-2014	2
29	570604/A	Circlip Oil Level Window	1				SB - 680, > Sep. '11	2
30	861001	Cover RH - Powder Coated	1	861058		Y	SB - 580, 669, N.S.	1
	861043	Cover RH - Buffed	1	861058		Y	SB-580, 669, Old Type, N.S.	1
	861058	Cover RH - Buffed	1				SB-669, New Type	1
31	144846/A	Washer, Inspection Screw - Filter Gauge	1					14
32	570176/D	Inspection Screw, Ignition Timing - Filter Gauge	1				SB-687	4
33	570025	Hex.Socket HD. Cap Screw, M6 X 90	1					5
	570130	Hex.Socket HD. Cap Screw, M6 X 85	1				Old Type	5
34	146459/A	'O' - Ring	1					20
35	570467/C	Oil Filler Cap (Aluminium)	1	570872/A		Y	< Feb. '12, SB 76-2014	1
	570872/A	Oil Filler Cap, Plastic (Cover RH)	1	570467/A		Y	New Type, > Mar. '12	1

01-35 Engine Cover RH



01-35 Engine Cover RH

KEY No.	PART NUMBER	DESCRIPTION	QTY.	MODIFICATION DETAILS			REMARKS	MOQ Nos.
				PART No.	EFFECTIVE CH. No.	INT		
36	570155	Sealing Washer 12 X 15.5	1					10
37	570444/E	Bolt Breather	1	573968/A		Y	Old Type, < Feb. '12 (N.S.), SB-687	4
	573968/A	Bolt Breather	1				New Type, >Mar.'12, SB-687	4
38	146882/A	Clip Breather Pipe (Hose Clip Large)	1	573964/A		Y	Old Type, < Feb. '12 (N.S.), SB-687	20
	573964/A	Clip Breather Pipe	1				New Type, >Mar.'12, SB-687	20
39	570286/C	Breather Pipe	1				SB 27-2014	2
40	570242/D	Kick Start Crank Assembly	1				Alt. No. 570807/D	1
41	570243/C	Lever Kick Start	1				N.S., Alt. No. 570808/D	1
42	145157/B	Sleeve Kick Start Lever - EPDM - Rubber KSL	1	146642/A		Y		5
	146642/A	Kick Start Crank Rubber - New Type	1					5
43		Spring - Kick Crank	1	570257/C			Served in Kit, Ref. A3	
44		Ball Dia 6.35 (Clutch Ball)	1	140201			Served in Kit, Ref. A3	
45		Washer	1	570258/B			Served in Kit, Ref. A3	
46		Circlip 10	1	570259/D			Served in Kit, Ref. A3	30
47	141051	Hex Nut M8 (Old Type)	1	586084/A		Y	SB-565	20
	586084/A	Flanged 'U' Nut M8 X 1.25	1					10
48		Boss, Kick Start Crank	1	570260/C			Served in Kit, Ref. A3	1
49	111914	Hex Bolt M8 X 40L	1					10
50	570102/D	Plug Dummy	1				Alt. No. 570723/A SB 24-2014	25
51	570182/B	Plug ID 2.3 mm Restrictor - LEE Plug	1					10
52	570808/D	Lever Kick Starter Crank	1				Alt. Type	
53	570814/C	Boss, Kick Start Crank	1				Alt. Type, N.S	
54	570807/D	Kick Start Crank Assembly	1				Alt. Type	
55	570815/B	Pin Kick Start Crank	1				N.S., Ref. Key No. 54	

01-40 Crankcase RH - Cover Side

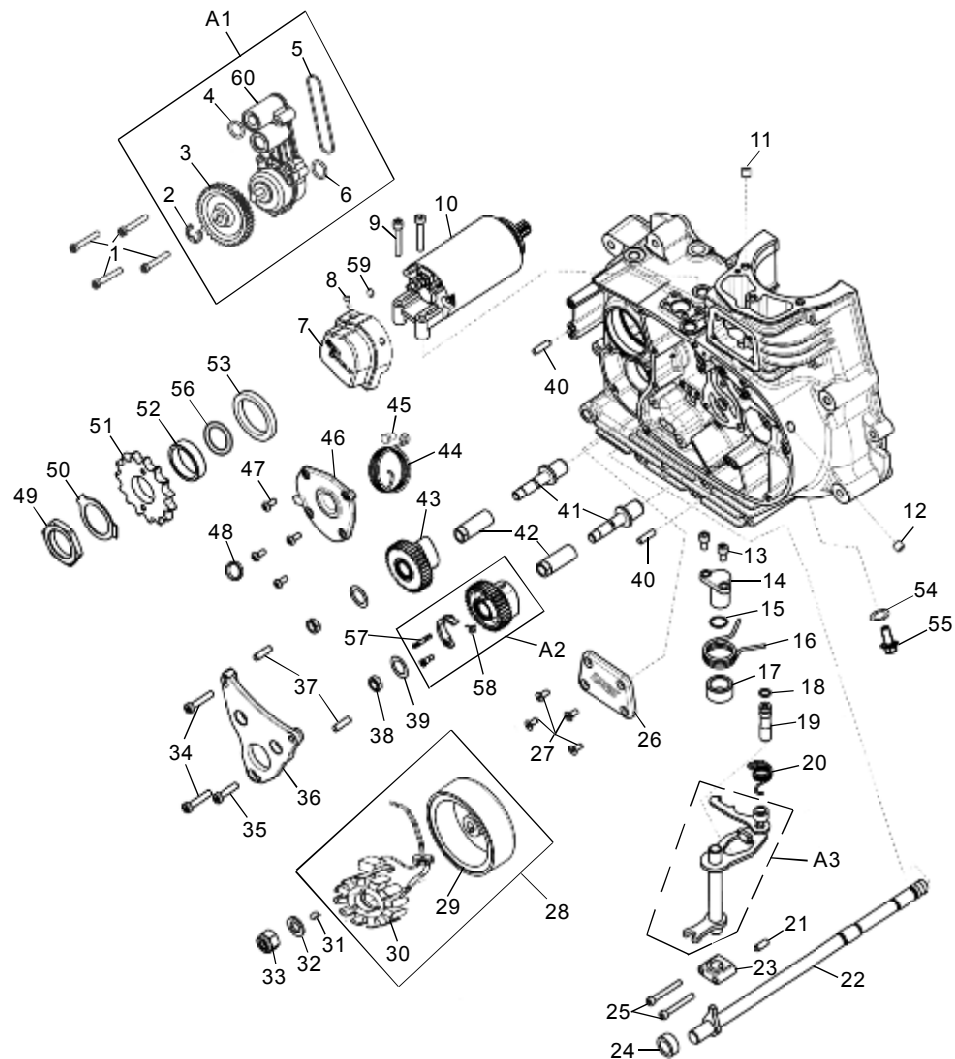
A1(350cc)
 Key No's
 2,3,4,5,6

A4
 Key No's
 46 & 48

A5
 Key No's
 (Qty. 2 Nos. 38,
 39, 41 & 42)

A6
 Key No's
 (Qty. 2 Nos. 38,
 39, 41 & 42)

A7
 Key No's
 (Qty. 2 Nos. 38,
 39, 41 & 42)



01-40 Crankcase RH - Cover Side

KEY No.	PART NUMBER	DESCRIPTION	QTY.	MODIFICATION DETAILS			REMARKS	MOQ Nos.
				PART No.	EFFECTIVE CH. No.	INT		
A1	570048/F	Oil Pump Assembly	1					1
A2	570309/D	Cam Gear Assembly - Exhaust with Decompressor Assembly	1				SB 63-2014	1
A3	570600/A	Gear Changer Assembly (Old Type)	1					1
A4	888104	Cover Kick Start with Oil Seal	1					1
A5	888179	Eccentric Cam Spindle Repair Kit - STD	1					1
A6	888180	Eccentric Cam Spindle Repair Kit - 0.1mm Oversize	1					1
A7	888181	Eccentric Cam Spindle Repair Kit - 0.2mm Oversize	1					1
1	570051/B	Hex. Socket HD. Cap Screw, M4 X 30	4				SB 58-2014	20
2	570052	Circlip - Oil Pump	1					10
3	571166/B	Pump Drive Pinion	1					2
4	570293/A	'O' Ring, Oil Pump Outlet	1	570293		Y		5
5	570294/A	'O' Ring, Oil Pump Base	1					10
6	570292/A	'O' Ring, Oil Pump Inlet	1	570292		Y		10
7	580076/B	Cover Starter Motor	1	572616/A		N	Suitable for 580306/F	1
	572616/A	Cover Starter Motor	1				Used with 572617/A SB 72-2014	1
8	570281/A	Hex. Socket Head Cap Screw M4 X 10 (Old Type)	1	570813/B		Y		10
	570813/B	Button Head Screw M4 X 0.7 X 10 - 6G - Stainless Steel	1	570300/C		N	Used in 580306/F SB 72-2014	10
	570300/C	Hex. Socket Button Head Screw M5 X 12	1				Used with 572617/A SB 58-2014, SB 72-2014	20
9	570302/A	Hex Socket Head Cap Screw M6 X 35	2					14
10	580306/F	Starter Motor Assembly UCE350 (Old Type)	1				Used with 580076/B, SB-539, 573 SB 72-2014, SPM-018, 019	1
	572617/A	Starter Motor - 0.7KW Silver Grey (New Type)	1				Used with 572616/A SB 72-2014	1

01-40 Crankcase RH - Cover Side

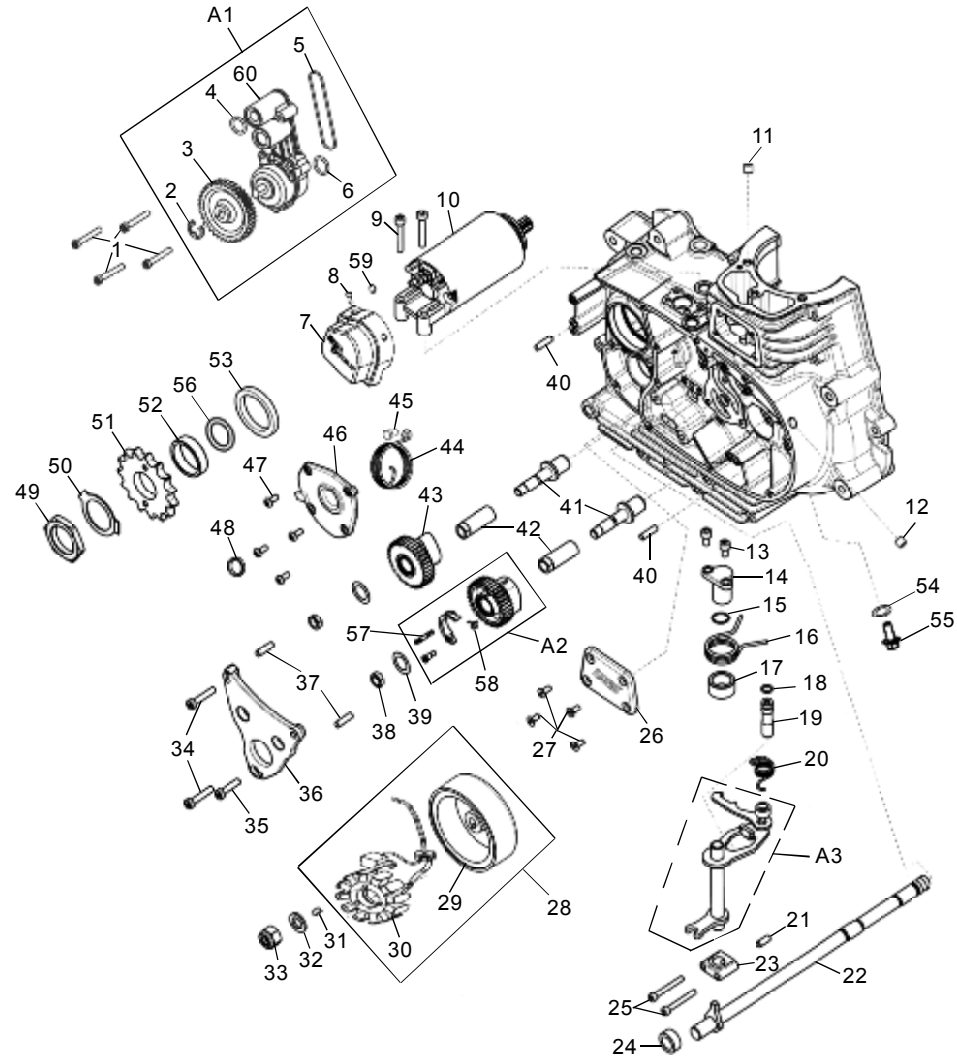
A1(350cc)
 Key No's
 2,3,4,5,6

A4
 Key No's
 46 & 48

A5
 Key No's
 (Qty. 2 Nos. 38,
 39, 41 & 42)

A6
 Key No's
 (Qty. 2 Nos. 38,
 39, 41 & 42)

A7
 Key No's
 (Qty. 2 Nos. 38,
 39, 41 & 42)



01-40 Crankcase RH - Cover Side

KEY No.	PART NUMBER	DESCRIPTION	QTY.	MODIFICATION DETAILS			REMARKS	MOQ Nos.
				PART No.	EFFECTIVE CH. No.	INT		
11	570181/C	Restrictor (Lee Plug 1.8 MM) - RCC	1				SB 04-2013	20
12	570102/D	Plug dummy hole	4				SB 24-2014	25
13	570304/B	Hex. Socket Head Cap Screw, M6 X 16 SS with Loctite	2	570232		N	SB - 653	10
14	859014	Pivot Bearing, Rocker Shaft Upper - Powder coated	1	861035		Y	Old Type, N.S.	1
	861035	Pivot Bearing, Rocker Shaft Upper - Buffed	1				New Type	5
15	570234	'O' Ring Black Nitrile Rubber	1					10
16	550072/B	Return Spring Gear Change	1					10
17	570227/F	Spacer	1					5
18	550256/A	'O' Ring	1				SB - 473	20
19	570229/D	Stop Pin	1					25
20	570230/F	Spring, Gear Change Striker	1					10
21	570235/F	Dowel, Lower Pivot Bearing	1					50
22	570219/F	Assembly, Gear Lever Shaft	1					1
23	570231/H	Lower Pivot Bearing, Rocker Shaft Bottom	1					1
24	570184/B	Spacer - Shaft, Gear Lever	1					10
25	570233/B	Hex. Socket Head Cap Screw, M5 X 40 (MS)	2				SB 21-2014, SB 58-2014	14
26	861053	Tappet Door - Powder Coated	1	570817/B		Y	Old Type, N.S.	1
	861018	Tappet Door - Buffed (New Type)	1				TPL No. 570817/B	1
27	570198/C	CSK Socket Head Screw M5 X 0.8 X 12	4				SB - 586	10
28	570719/A	Fly Wheel Magneto Assembly (6mm dia MTG holes)	1				Old Type, N.S.	1
	570605/A	Fly Wheel Magneto Assembly 3 Phase (White)	1				SB-595, 6mm dia MTG holes	1
	580822/A	Fly Wheel Magneto Assembly	1				SB - 652 5mm dia MTG holes	1

01-40 Crankcase RH - Cover Side

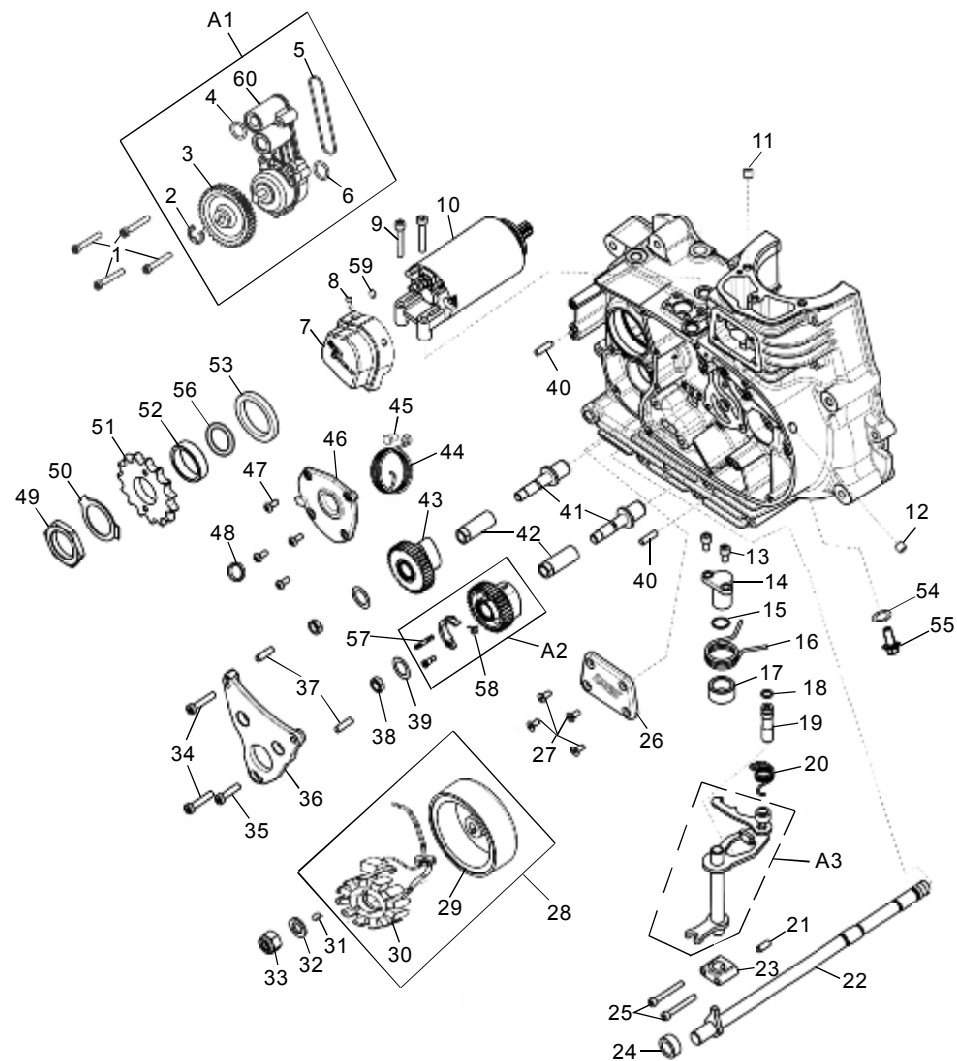
A1(350cc)
Key No's
2,3,4,5,6

A4
Key No's
46 & 48

A5
Key No's
(Qty. 2 Nos. 38,
39, 41 & 42)

A6
Key No's
(Qty. 2 Nos. 38,
39, 41 & 42)

A7
Key No's
(Qty. 2 Nos. 38,
39, 41 & 42)



01-40 Crankcase RH - Cover Side

KEY No.	PART NUMBER	DESCRIPTION	QTY.	MODIFICATION DETAILS			REMARKS	MOQ Nos.
				PART No.	EFFECTIVE CH. No.	INT		
29	570606/A	Rotor and Reluctor Assembly (Old Type)	1				SB - 652, 662	1
	592237/A	Rotor and Reluctor Assembly (Color Olive Green) - Rotor Assembly	1				New Type, SB-652,SPM-012	1
30	147058/A	Stator and Pulser Coil Assembly (ES) - 3 PHASE-350CC	1				SB-461,477,497,652,681 6mm dia MTG holes	1
	570720/A	Stator and Pulser Coil Assembly (ES) - 3 PHASE-350CC	1				SB - 681 5mm dia MTG holes	1
31	502070/A	Magneto Key	1					10
32	145708/A	Plain Washer 12mm	1	586008/A		Y	Old Type, < Feb. '12 (N.S.), SB-452, 687	14
	586008/A	Plain Washer M12	1				New Type, >Mar.'12, SB-687	14
33	550025	Hex. Nut M12 X 1.25	1					10
34	570421/A	Hex. Socket Head Cap Screw, M6 X 30	2					10
35	570132/A	Hex. Socket Head Cap Screw, M6 X 25	1				SB-571	10
36	570044/J	Cam Steady Plate	1					1
37	570298/A	Dowel 6 mm	2					10
38	570100/B	Nut - Cam Spindle Adjuster	2					5
39	570280/B	Shim, Cam Gear	2					10
40	570298/A	Dowel Pin	2					10
41	570039/D	Cam Spindle Adjustable (Standard Size)	2				Modified Mtrl.	2
	570040/C	Cam Spindle Adjustable (0.1 mm over Size)	2					2
	570041/C	Cam Spindle Adjustable (0.2 mm over Size)	2					2
42	570099/C	Cam Sleeve	2					2
43	571164/B	Cam, Gear - Inlet Sub Assembly	1				SB 63-2014	1
44	146450/B	Spring Kick Start	1					5

01-40 Crankcase RH - Cover Side

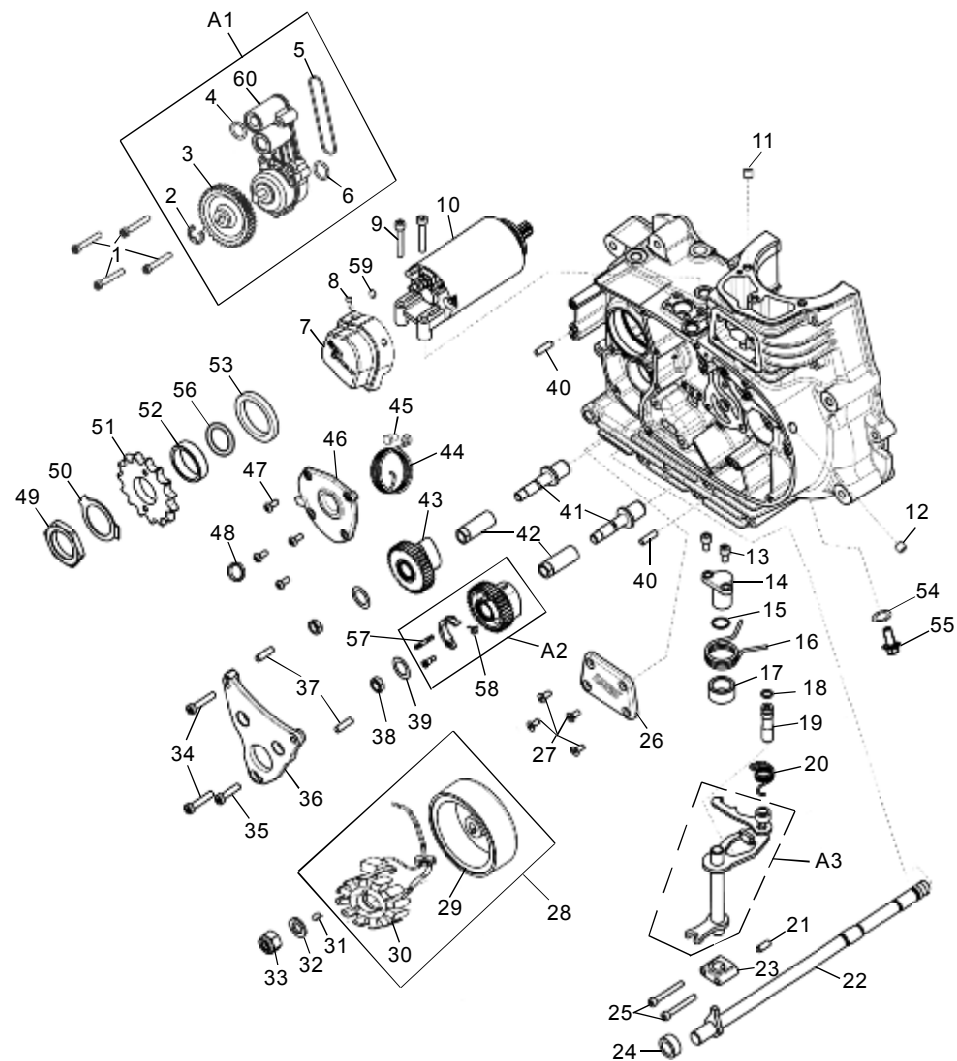
A1(350cc)
Key No's
2,3,4,5,6

A4
Key No's
46 & 48

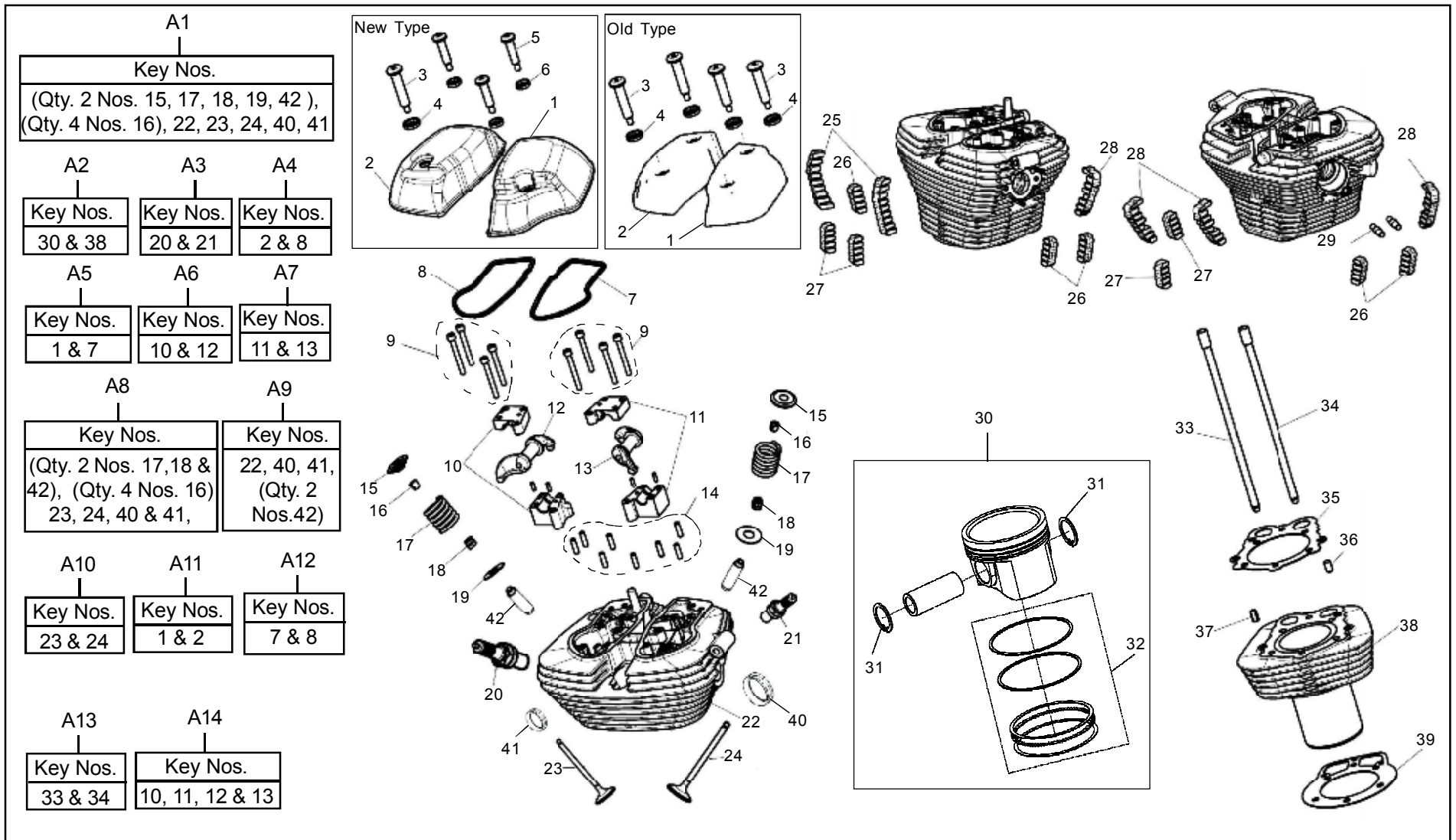
A5
Key No's
(Qty. 2 Nos. 38,
39, 41 & 42)

A6
Key No's
(Qty. 2 Nos. 38,
39, 41 & 42)

A7
Key No's
(Qty. 2 Nos. 38,
39, 41 & 42)



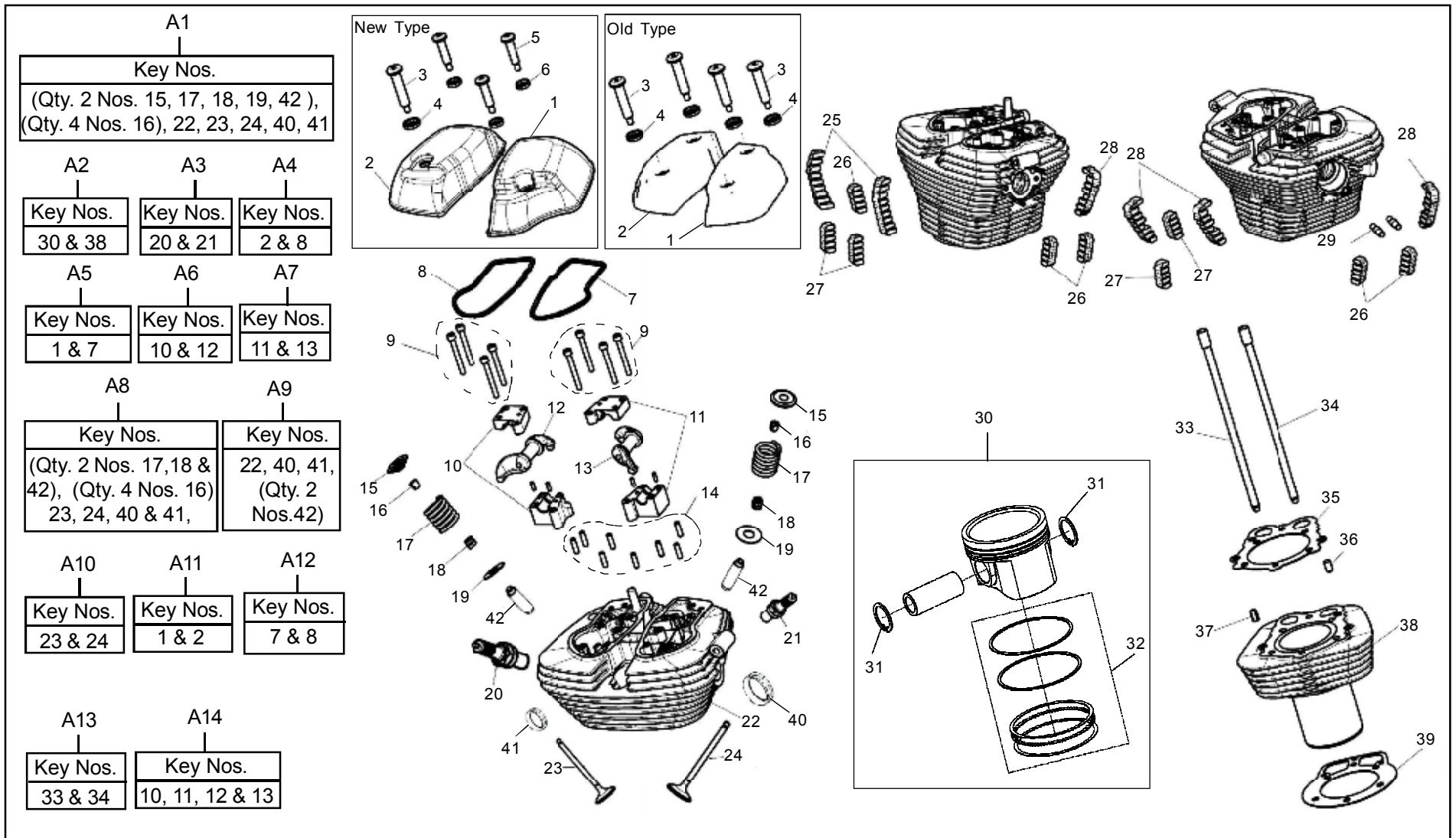
01-45 Cylinder & Head Assembly



01-45 Cylinder & Head Assembly

KEY No.	PART NUMBER	DESCRIPTION	QTY.	MODIFICATION DETAILS			REMARKS	MOQ Nos.
				PART No.	EFFECTIVE CH. No.	INT		
A1	570082/D	Cylinder Head Assembly (350cc)	1				SB-574, Old Type, N.S.	1
	859034	Cylinder Head Assembly (350cc) Complete with Valve	1				New Type, Powder Coated SB-574	1
A2	600003	Cylinder barrel & Piston with Rings Assembly (350cc) (Silver Colour)	1	600004		Y	Alt. Black Colour Cylinder	1
A3	888003	Spark Plug Kit UCE 350cc Domestic	1				M14 & M10 Plugs, SPM-017	1
A4	888105	Rocker Cover with Gasket - Exhaust (Old Type)	1					1
	888106	Rocker Cover with Gasket - Exhaust (New Type)	1					1
A5	888107	Rocker Cover with Gasket - Inlet (Old Type)	1					1
	888108	Rocker Cover with Gasket - Inlet (New Type)	1					1
A6	888109	Roker Bearing Set with Rocker Arm - Exhaust - UCE	1					1
A7	888110	Roker Bearing Set with Rocker Arm - Inlet - UCE	1					1
A8	888111	Valve Repair Major Kit (UCE 350cc)	1					1
A9	859018	Cyl. Head Sub Assy. (Cylinder Head, Valve Guide, Valve Seats)	1				SB-574, Old Type, Powder Coated, N.S.	1
	859035	Cyl. Head Sub Assy. (Cylinder Head, Valve Guide, Valve Seats)	1				Powder Coated, New Type, SB-574	1
A10	888293	Engine Valve Inlet & Exhaust Kit - UCE 350	1				SPM-013	1
A11	888296	Rocker Cover Kit - UCE 350 & 500	1					1
A12	888297	Gasket Kit Rocker Cover	1		Applicable > May 2010		SPM-025, SPM-026	1
A13	888299	Push Rod Kit - UCE	1					1
A14	888298	Rocker Arm & Bearing Kit (UCE)	1					1
1	861005	Rocker Cover - Inlet (Old Type) Powder Coated	1	861023		Y	N.S., SB-574	1
	861023	Rocker Cover - Inlet (Old Type)	1				SB - 574, Buffed	1
	861016	Rocker Cover - Inlet (Common) New Type	1				SB - 574, Buffed	1

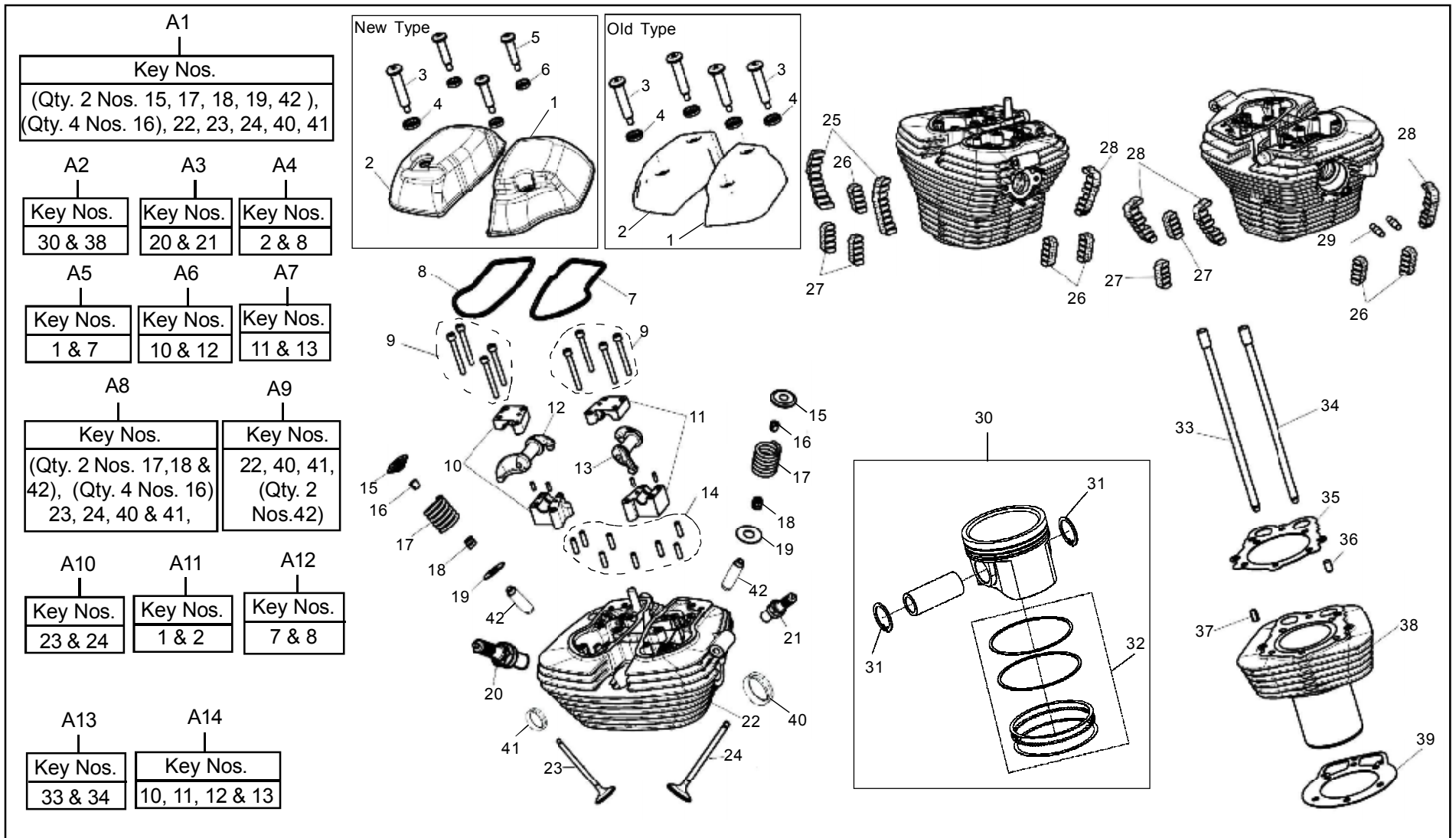
01-45 Cylinder & Head Assembly



01-45 Cylinder & Head Assembly

KEY No.	PART NUMBER	DESCRIPTION	QTY.	MODIFICATION DETAILS			REMARKS	MOQ Nos.
				PART No.	EFFECTIVE CH. No.	INT		
2	861006	Rocker Cover - Exhaust (Old Type) Powder Coated	1	861024		Y	N.S., SB - 574	1
	861024	Rocker Cover - Exhaust (New Type)	1				SB - 574, Buffed	1
	861017	Rocker Cover - Exhaust (Common)	1				SB - 574, Buffed	1
3	570129/H	Hex. Head Screw Rocker Cover (Old Type) MTG	4	573932/A		Y	< Feb.'12, SB-574,687	1
	573932/A	Bolt Rocker Cover	4				New Type, >Mar.'12, SB-687	1
	570129/H	Hex. Head Screw Rocker Cover MTG	1	573932/A		Y	Old Type, <Feb.'12(N.S.), SB-574,687	1
	573932/A	Bolt Rocker Cover	1				New Type, >Mar.'12, SB-687	1
4	570128/F	Washer Seal (Old Type)	4	573906/A		Y	<Feb.'12 (N.S.), SB-574,687	5
	573906/A	Washer Seal - Rocker Cover	4				New Type, >Mar.'12, SB-687	5
	570128/F	Washer Seal	1	573906/A		Y	Old Type, <Feb.'12(N.S.), SB-574,687	5
	573906/A	Washer Seal - Rocker Cover	1				New Type, >Mar.'12, SB-687	5
5	571117/C	Hex. Head Screw - Rocker Cover	3	573933/A		Y	Old Type, < Feb. '12 (N.S.), SB-574, 687	1
	573933/A	Bolt Rocker Cover	3				New Type, >Mar.'12, SB-687	1
6	571118/A	Washer-Seal	3	573907/A		Y	Old Type, < Feb. '12 (N.S.), SB-574, 687	30
	573907/A	Washer Seal - Rocker Cover	3				New Type, >Mar.'12, SB-687	30
7	570126/E	Rubber Gasket, Rocker Cover - Inlet	1				SB - 574, Old Type	1
	572021/C	Rubber Gasket, Rocker Cover - Inlet (Common)	1				New Type, Common UCE, SB-574	1
8	570127/E	Rubber Gasket, Rocker Cover Exhaust	1				SB - 574, Old Type	1
	572022/C	Rubber Gasket, Rocker Cover Exhaust (Common)	1				New Type, Common UCE, SB-574	1
9	570131/A	Hex. Socket Head Cap Screw, M6 X 55	8					20
10	570533/N	Rocker Bearing Set - Exhaust	1					1
11	570532/N	Rocker Bearing Set - Inlet	1					1
12	570535/G	Rocker Arm - Exhaust	1					1

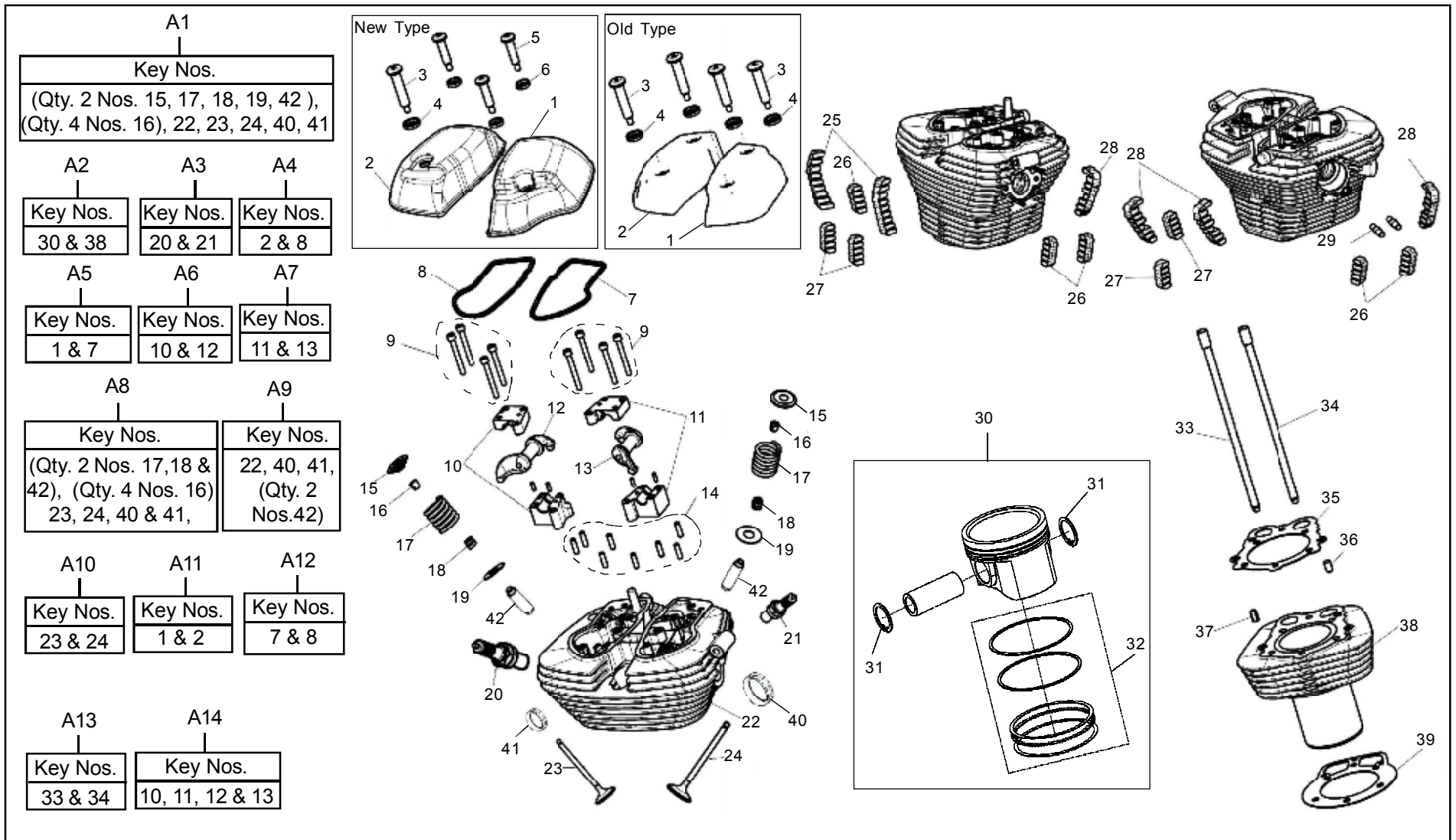
01-45 Cylinder & Head Assembly



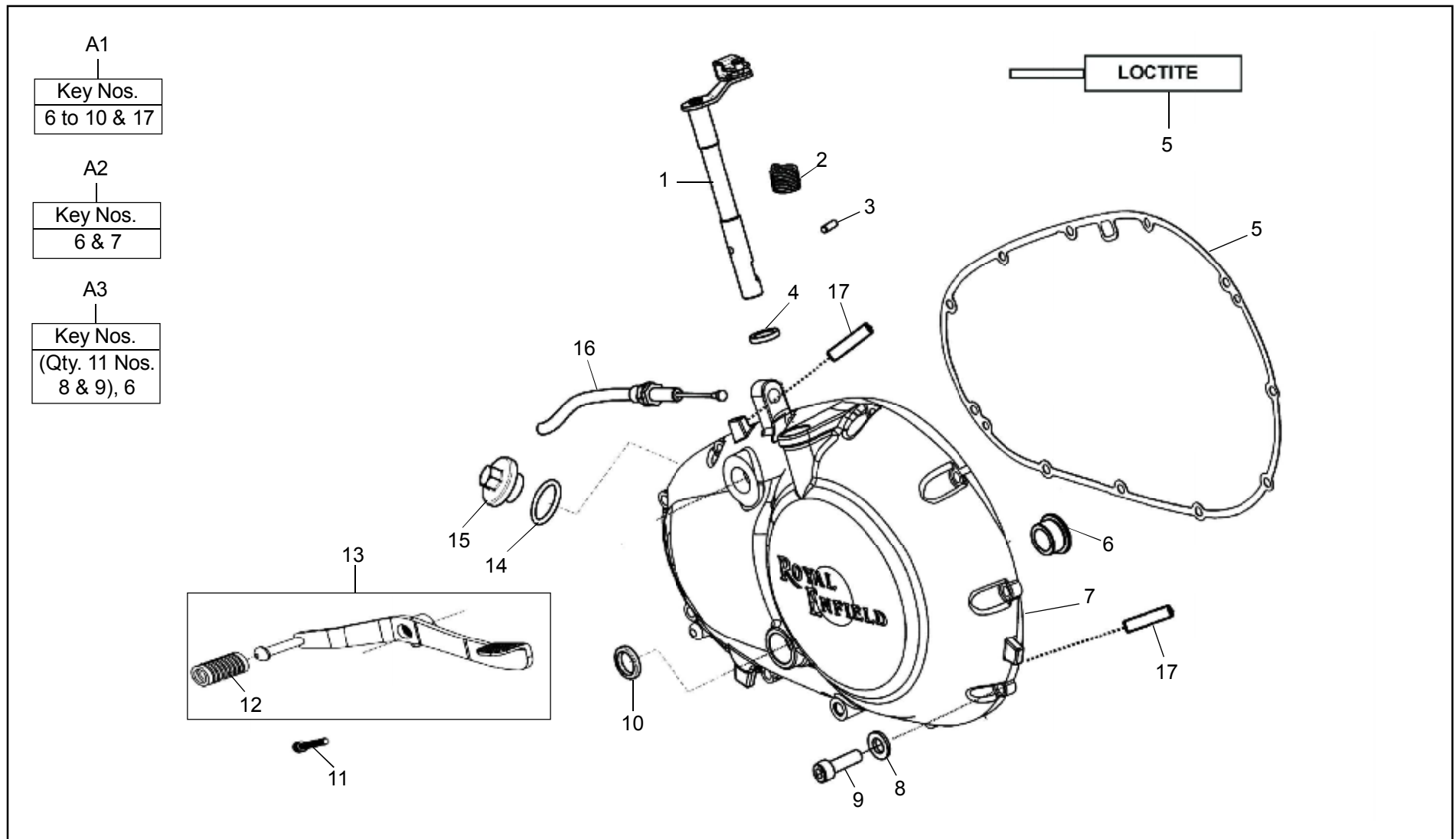
01-45 Cylinder & Head Assembly

KEY No.	PART NUMBER	DESCRIPTION	QTY.	MODIFICATION DETAILS			REMARKS	MOQ Nos.
				PART No.	EFFECTIVE CH. No.	INT		
13	570536/G	Rocker Arm - Inlet	1					1
14	570298/A	Dowel (6 mm)	8					10
15	500352/A	Retainer, Spring	2					5
16	500307/A	Split Collar - Valve Collet	4					10
17	500309/B	Valve Spring	2				SPM-019	2
18	500322/A	Valve Stem Seal	2				SB 78-2014, SPM-019	2
19	500347/A	Seat, Spring	2					20
20	500904/B	Spark Plug - M14, WR5DC	1				SB 74-2014	1
21	580395/B	Spark Plug - M10 - Bosch (UR 5DC)	1				SB 74-2014, SB-568	1
22	859031	Cylinder Head (350cc)	1				N.S., Alt. No. Ref. A9, SB-571 SB 24-2014, SB 30-2014	
23	570164/D	Valve Exhaust (350cc)	1					1
24	570163/D	Valve Inlet (350cc)	1					1
25	570478/B	Damper Pad LH - Cylinder Head	2					10
26	570482/B	Damper Pad - Cylinder Barrel Tapper	6					2
27	570480/B	Damper Pad Straight - Cylinder Barrel	3					2
28	570479/B	Damper Pad RH - Cylinder Head	4					1
29	570489/A	Stud - Exhaust (L 40mm X M8 X 1.25)	2	573931/A			Y Old Type, < Feb. '12 (N.S.), SB-687	10
	570730/A	Stud - Exhaust (L 40mm X M8 X 1.25)	2	573931/A			Y New Type, >Mar.'12, SB-687	10
	573931/A	Stud - Exhaust (Special) (L 45mm X M8 X 1.25)	2				New Type, > Aug. '13	2
30	570272/A	Piston Assembly with Rings (Std size) Kit 350cc (Dia 70mm)	1				SB 43-2014	1
		Piston Assembly with Rings (0.25 mm over size) Kit 350cc	1					1
		Piston Assembly with Rings (0.50 mm over size) Kit 350cc	1					1
		Piston Assembly with Rings (0.75 mm over size) Kit 350cc	1					1

01-45 Cylinder & Head Assembly



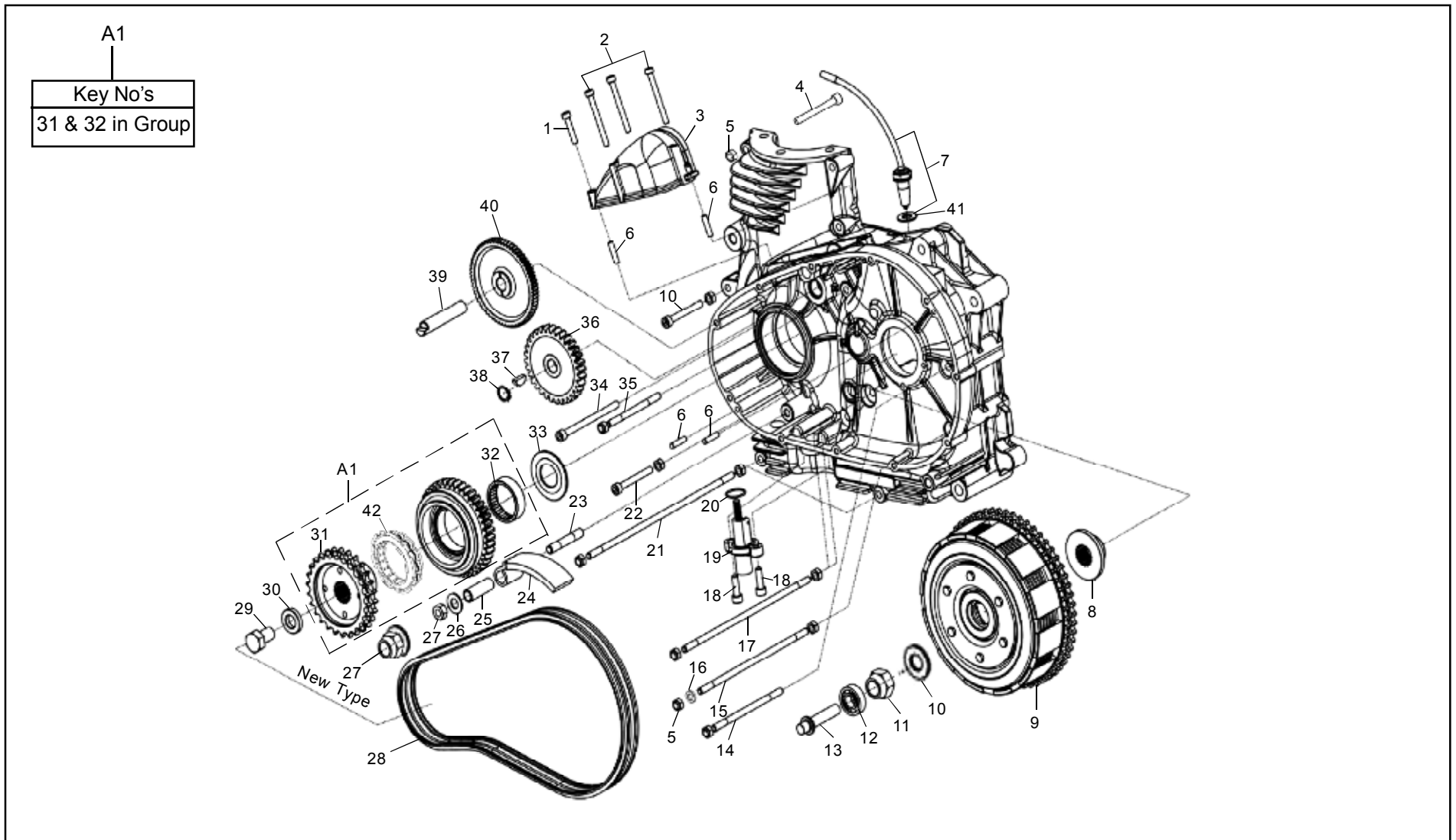
01-50 Engine Cover LH



01-50 Engine Cover LH

KEY No.	PART NUMBER	DESCRIPTION	QTY.	MODIFICATION DETAILS			REMARKS	MOQ Nos.
				PART No.	EFFECTIVE CH. No.	INT		
A1	861025	Cover LH Assembly	1	570159		Y		1
A2	861026	LH Cover Sub Assembly	1				Buffed, N.S.	1
A3	888114	Seal and Bolt Repair Kit LH Engine Cover - TBTS	1					1
1	570601	Clutch Operating Lever and Clevis Sub Assembly	1	573925/A		Y	Old Type, < 2012	1
	573925/A	Clutch Operating Lever and Clevis Assembly	1				New Type	1
2	570452/E	Spring, Clutch Operating Lever	1					20
3	570291/A	Lock Pin Spring, Clutch Operating Mech.	1					10
4	570407	Oil Seal INA G 12 X 18 X 5, Clutch Operating lever	1					5
5	570410/F	Gasket LH Cover	1				SB - 587, After Market	1
		Liquid Gasket (Loctite 5699) (30 ML)	1				Ref. Part No. 570278 SB-587, Recommended Liquid Sealant Gasket	1
6	550061/B	Bush	1					2
7		Cover, LH - Buffed	1	861002			N.S. (Ref. A2)	1
8	144636/A	Copper Washer	11					10
9	570030	Hex Socket Head Cap Screw M6 X 20	11					10
10	550102/A	Oil Seal 14 X 20 X 3	1	550661/A		Y	SB - 550, Old Type, N.S.	
	550661/A	Oil Seal 14 X 20 X 3 (Modified)	1				SB - 550, New Type	1
11	572015/A	Hex Flange Bolt M6X1X30-10.9	1					10
12	550507/A	Sleeve, Gear Lever - Rubber	1				SB-687	10
13	570244/C	Gear Pedal Assembly (Lever)	1					1
14	502019/A	'O' - Ring (Plug)	1					10
15	145833/A	Oil Filler Plug	1	502018/B		Y	Old Type, N.S.	1
	502018/B	Oil Filler Plug	1				New Type, SB-687	1
16	570409/E	Clutch Cable Assembly	1					1
17	570298/A	Dowel	2					20

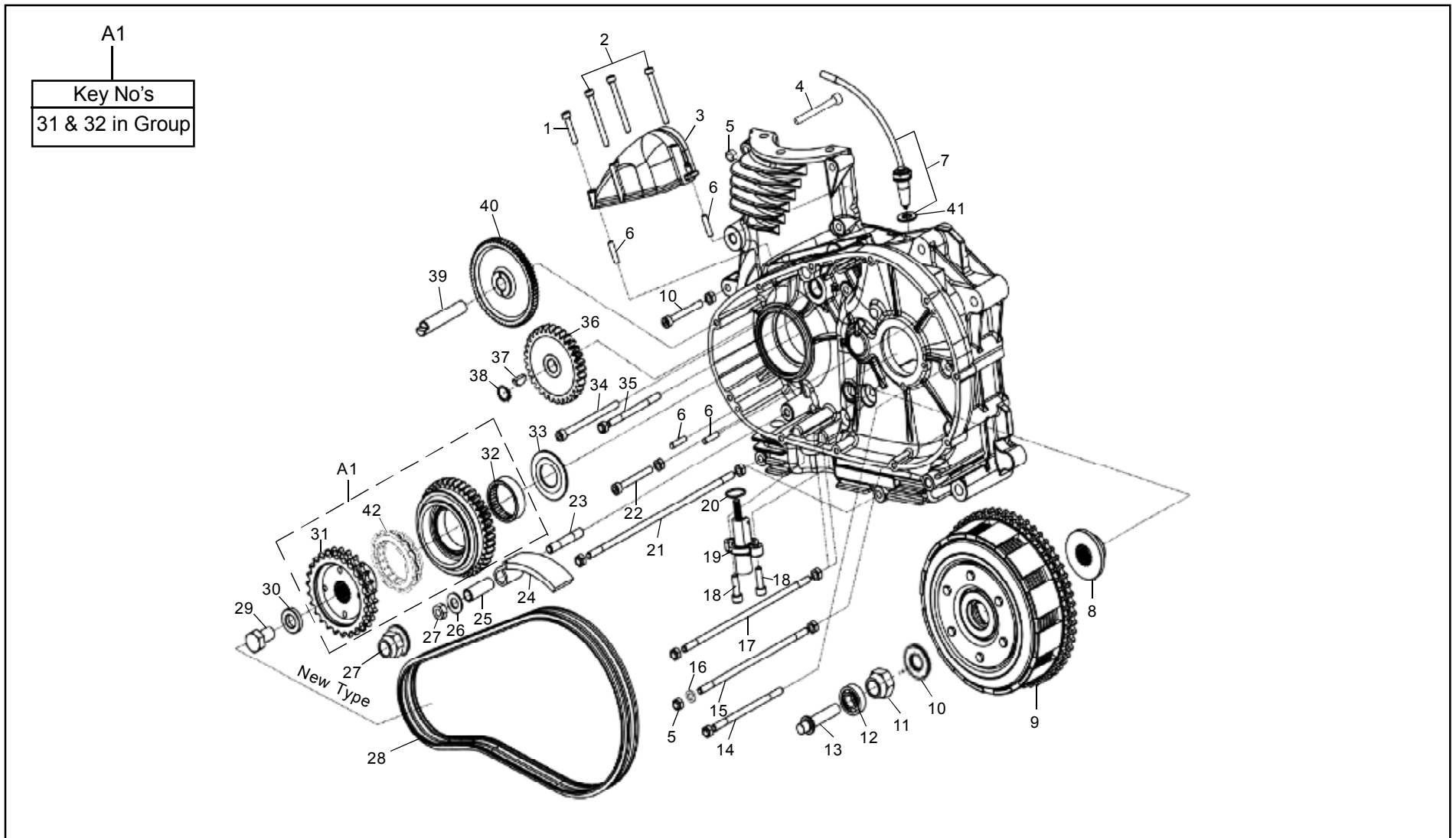
01-55 Crankcase LH - Cover Side



01-55 Crankcase LH - Cover Side

KEY No.	PART NUMBER	DESCRIPTION	QTY.	MODIFICATION DETAILS			REMARKS	MOQ Nos.
				PART No.	EFFECTIVE CH. No.	INT		
A1	570153/E	Sprag Clutch Assembly (Steiber)	1	592593/A		Y	SB-595, 596, 597, Old Type, N.S.	
	592593/A	Sprag Clutch Assembly (Tsubaki)	1				SB-595,596, New Type	1
1	570094	Hex. Socket Head Cap Screw, M5 X 25	1					10
2	570016	Hex. Socket Head Cap Screw, M5 X 45	3					10
3		Housing Starter Drive - Powder coated	1	859005			N.S., Old Type	
	861003	Housing Starter Drive - Buffed	1				SB-573, SB47-2014	1
4	570025	Hex. Socket Head Cap Screw, M6 x 90	4					10
5	550086/A	Nut M6X1, Flange Nyloc Type	22	593090/C		Y	Old Type, < Feb. '12 (N.S.), SB-687	10
	593090/C	Flange Nyloc Type Nut M6X1	22				New Type, >Mar.'12, SB-687	30
6	570298/A	Dowel (6mm)	2					10
7	570255/B	Neutral Switch with Packing	1					1
8	570249/H	Collar, Mainshaft	1				SB 21-2014	1
9	570443/C	Clutch Assembly Complete (6 Plates)	1					1
10	570465/C	Plain Washer	1					20
11	560525/A	Nylock Nut M16 x 1.5	1				SB-687	10
12	570442	Ball Bearing 6001	1					1
13	570446/K	Clutch Push Pad	1				SB-554	1
14	570090/D	Stud M6 X 106 L	1					25
15	570088/D	Stud M6 X 168 L	1					10
16	144636/A	Copper Washer (for Stud)	1					10
17	570089/D	Stud M6 X 196 L	2					10
18	570030	Hex. Socket Head Cap Screw, M6X20	2					10

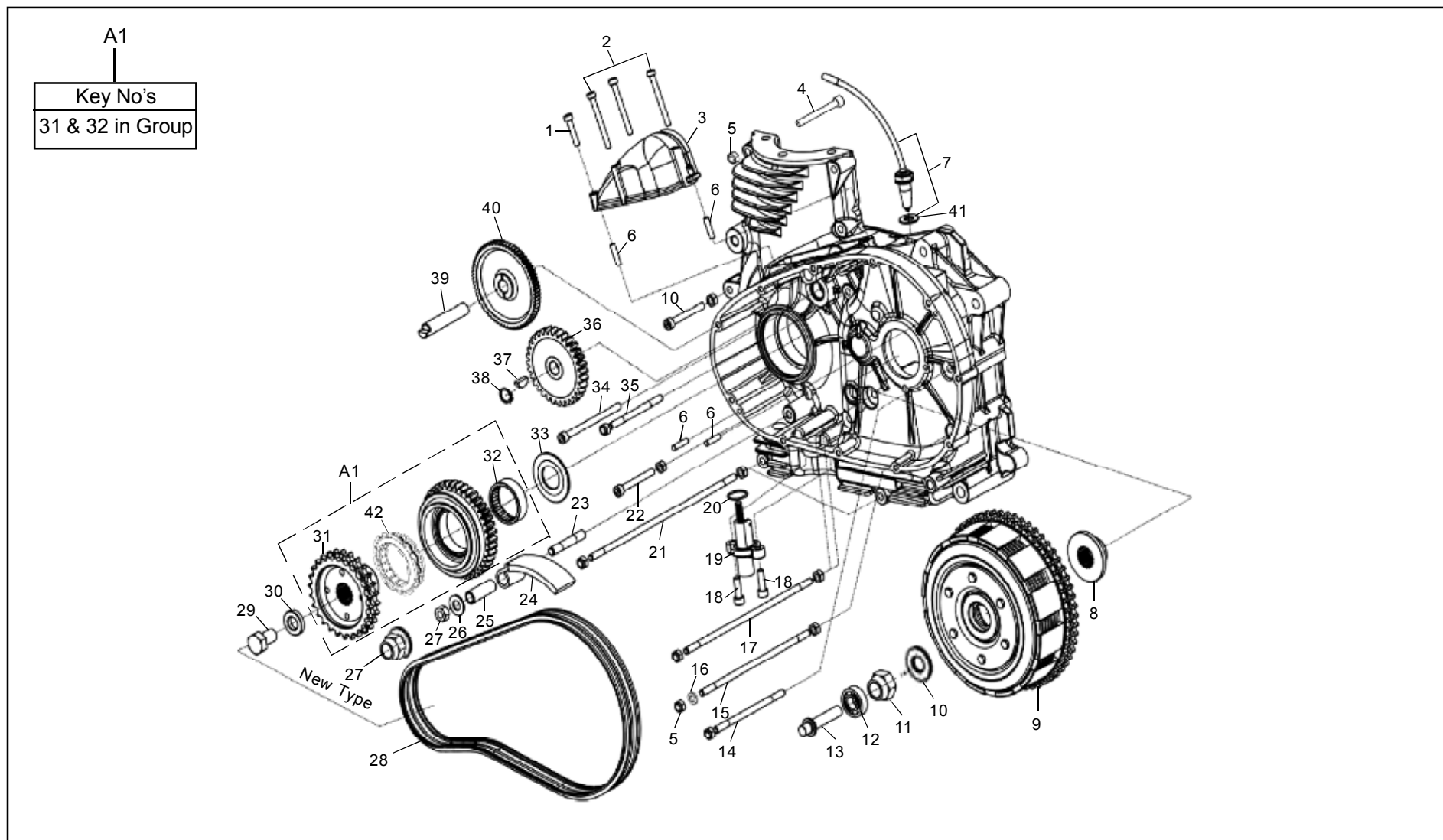
01-55 Crankcase LH - Cover Side



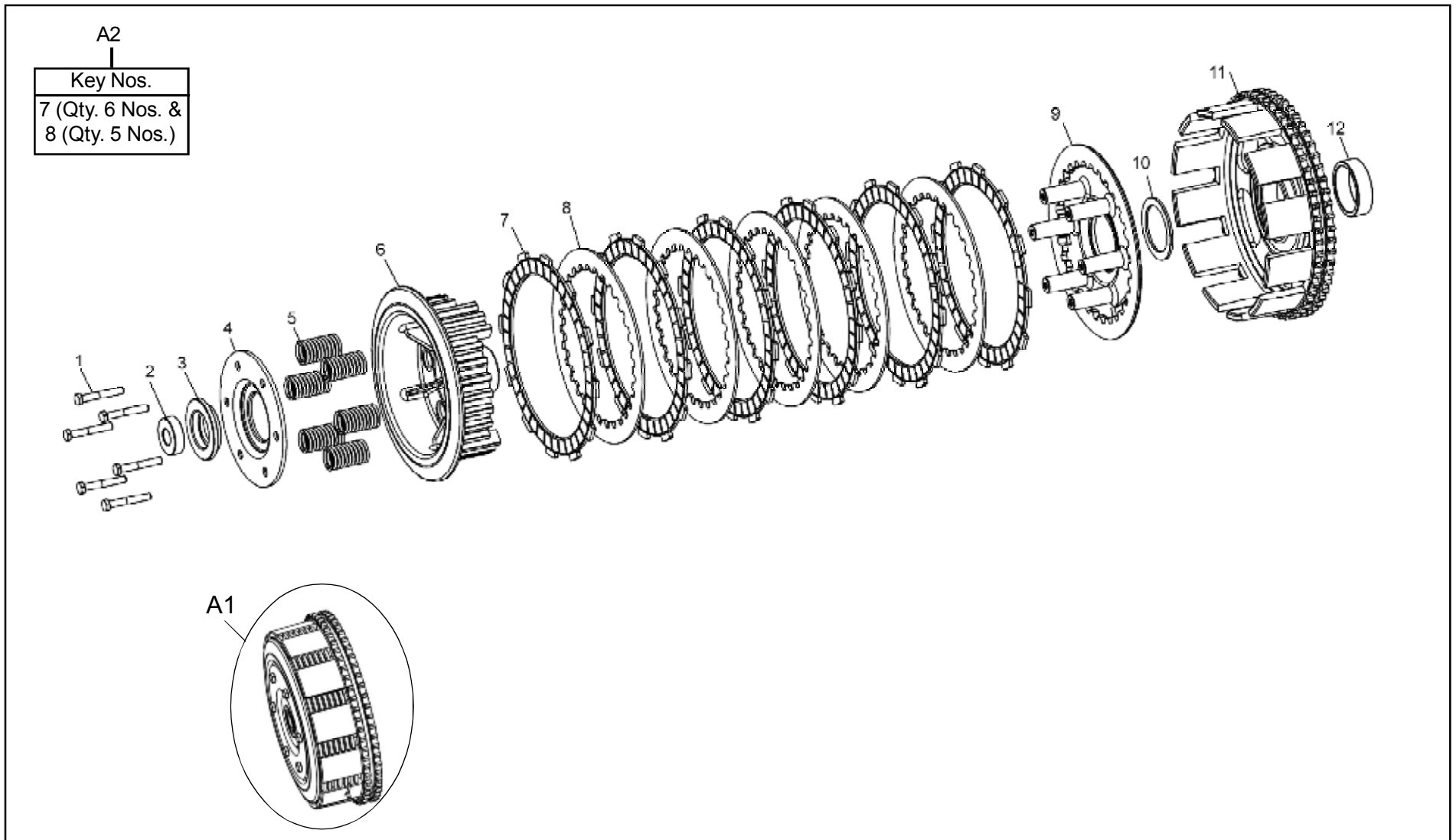
01-55 Crankcase LH - Cover Side

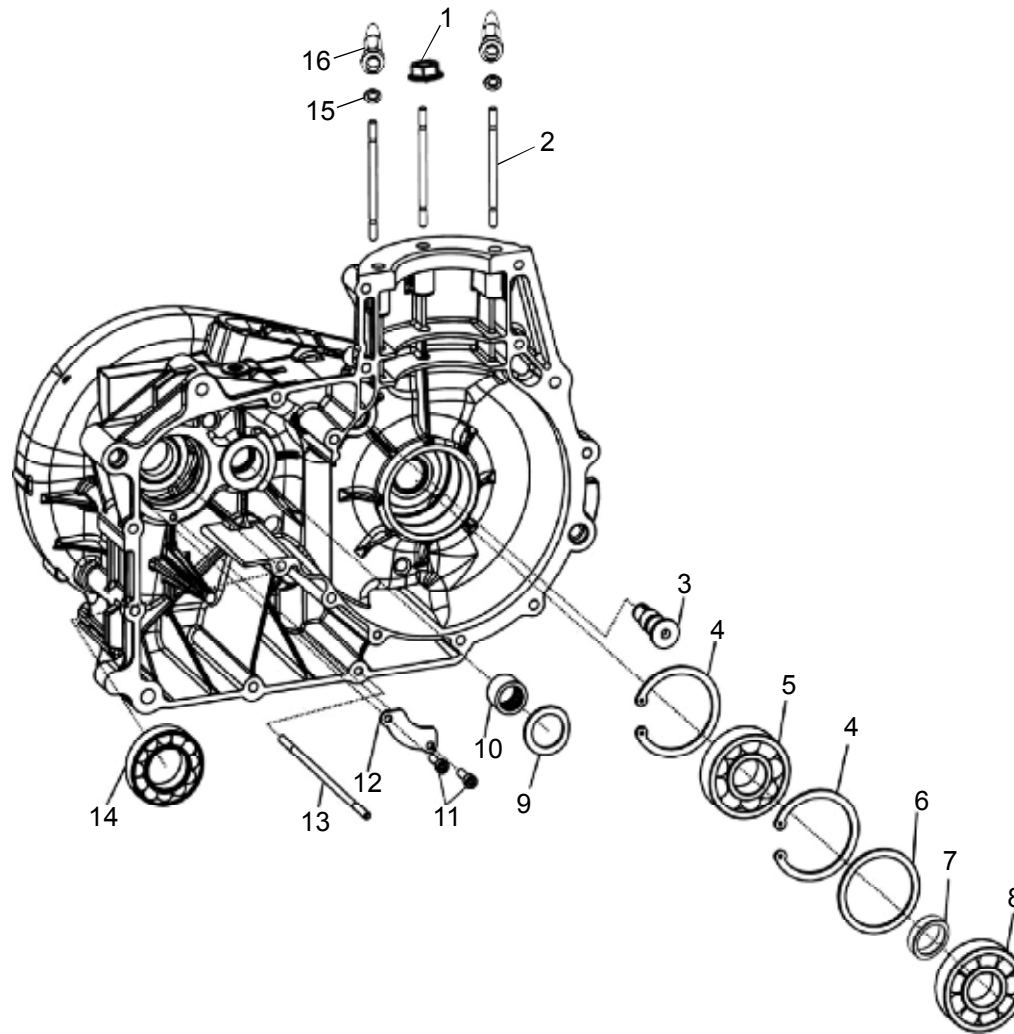
KEY No.	PART NUMBER	DESCRIPTION	QTY.	MODIFICATION DETAILS			REMARKS	MOQ Nos.
				PART No.	EFFECTIVE CH. No.	INT		
19	570047/E	Auto Chain Tensioner Assembly with 'O' Ring	1				SB 44-2014	1
20	570295/A	'O' Ring, Chain Tensioner Assembly	1					10
21	570086/D	Stud M6 X 226 L	2					10
22	570024	Hex. Socket Head Cap Screw, M6 X 50	2					20
23	570095/D	Stud, Chain Tensioner Pad	1	571221/A		Y		20
	571221/A	Stud - CT Pad (New Type)	1				> July '12, More Length	20
24	570029/D	Chain Tensioner Pad	1					1
25	500961/A	Bush, Chain Tensioner Pad	1	141246/C		Y	Old Type	6
	141246/C	Bush, Chain Tensioner Pad	1				New Type	10
26	140293/1	Plain Washer - C.T. Pad	1	586033/A		Y	Old Type, <Feb. '12 (N.S.) SB-511, 687	20
	586033/A	Plain Washer	1				New Type, >Mar.'12, SB-687	20
27	141051	Hex Nut (M8) - Tensioner Pad (Old Type)	1	586084/A		Y	SB-565	20
	586084/A	Flanged 'U' Nut M8 X 1.25	1				> July 2012	10
28	570414/B	Primary Chain	1					1
29	570064	Hex. Head Screw M12 x 1.25 x 20	1	571216/A		Y	SB - 668, N.S., Alt. No. 571216/A	
	571216/A	Hex Flange Screw M12 X 1.25 X 25	1					5
30	570063/F	Washer M12 Thick 5 MM	1				SB - 685	10
31		Engine Sprocket (Tsubaki)	1	570551/D			SB-595, 596, 597, SB 21-2014	1
32	570073	Needle Bearing - SCE 228 SNL - C 3	1				SPM-10	1
33	570074/I	Distance Washer, Sprag Clutch	1					5
34	570130	Hex. Socket Head Cap Screw, M6X85	1					5
35	570091/D	Stud M6 X 80 L	1					10

01-55 Crankcase LH - Cover Side



01-60 Clutch Assembly

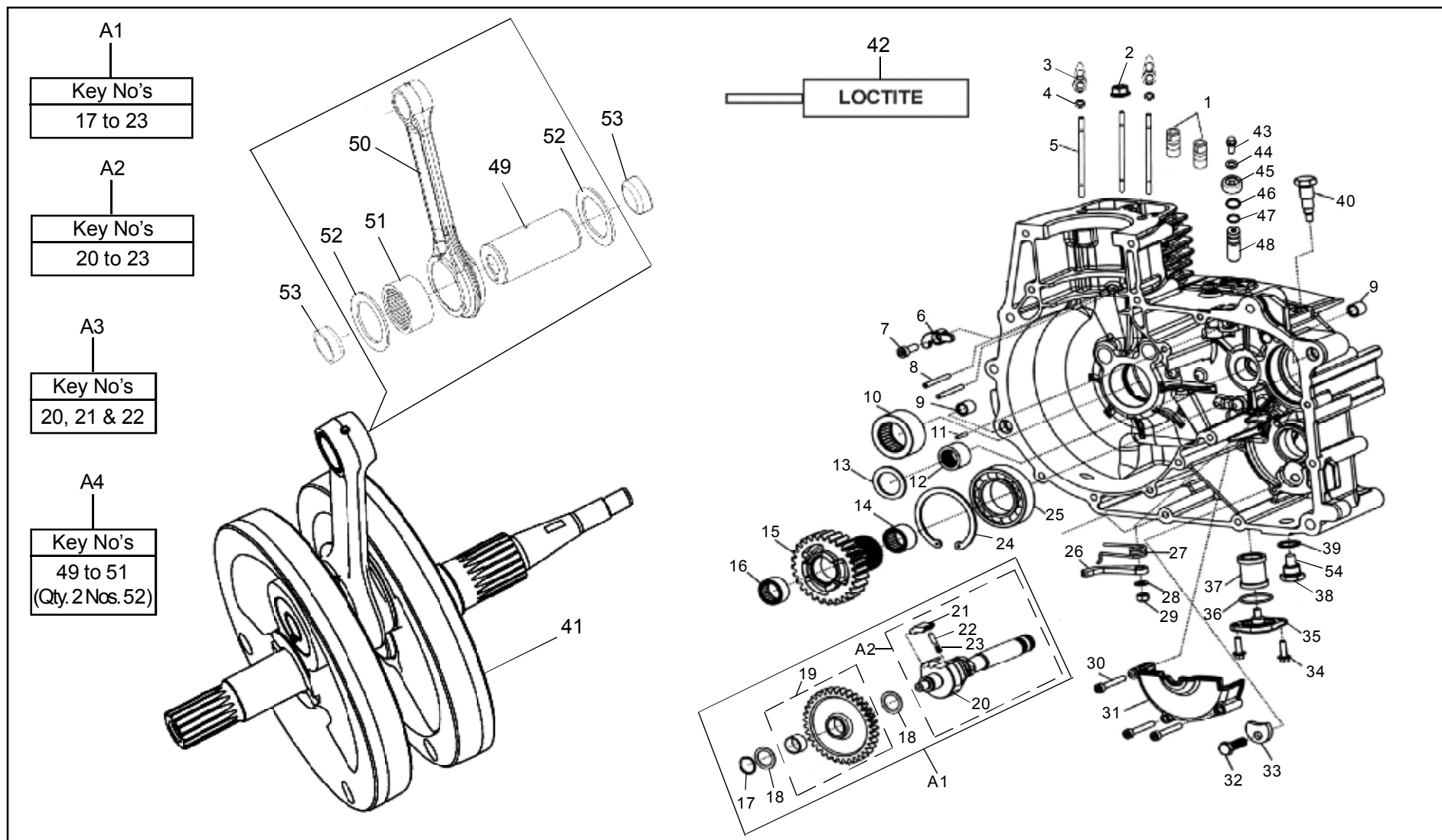




01-65 Crankcase LH

KEY No.	PART NUMBER	DESCRIPTION	QTY.	MODIFICATION DETAILS			REMARKS	MOQ Nos.
				PART No.	EFFECTIVE CH. No.	INT		
1	145867/A	Flange Hex. Nut - M8 X 1.25 X 70	1				New System (2+4) SB-546, 685, 687	10
	145867/A	Flange Hex. Nut - M8 X 1.25 X 70	3	145867/B		Y	Old System (All 6) SB-546, 685, 687	10
2	500104/D	Stud, M8 X 128L	3				SB - 685	2
3	570008/F	Jack Shaft	1					2
4	110037/3	Circlip 62 X 2N (IS:3075)	2					10
5	110050	Ball Bearing 6305 C3 (25 X 62 X17)	1				SB - 685, SPM-012	1
6	570006/E	Bearing Spacer Crankcase LH	1					10
7	570005/C	Bearing Spacer - LH Crankshaft	1					10
8	571205/A	NU305E Cylindrical Roller Bearing with Cage, Single Row	1	570898/A		Y		1
	111887	Roller Bearing NU 305 C4 (25 X 62 X 17)	1	570898/A		Y	N.S.	
	570898/A	NU305 ECP Cylindrical Roller Bearing	1					1
9	570201/F	Washer, Thrust	1					10
10	550032/A	Needle Bearing Counter Shaft	1					1
11	570013	Hex Socket Head Cap Screw, M5 X 0.8 X 16	2	570013/A		Y	SB 58-2014	10
12	570012/C	Retainer Plate, Main Shaft Bearing	1					10
13	570087/D	Stud M6 X 133 L	2					10
14	570011	Ball Bearing 6006, C3 (G/B Main Shaft)	1					1
15	570708/A	Copper Washer M8	2	570715/A		Y	Old Type, N.S.	
	570715/A	Copper Washer M8	2				SB - 685	8
16	570709/A	Nut M8 - Cylinder Head	2	570716/A		Y	Old Type, N.S.	
	570716/A	Nut M8 - Cylinder Head (Cap Nut)	2				SB-685, New System (2+4)	8

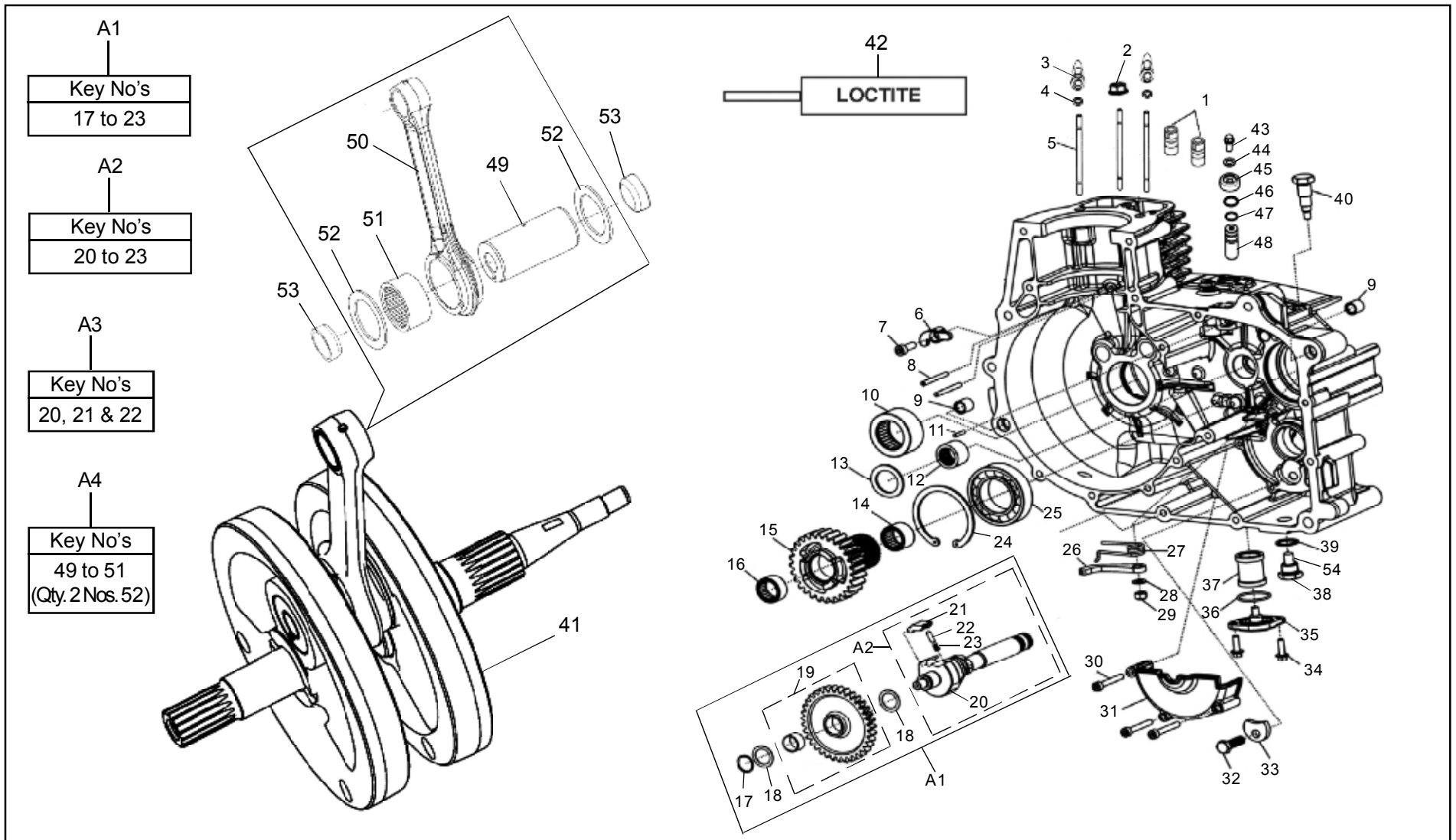
01-70 Crankcase RH



01-70 Crankcase RH

KEY No.	PART NUMBER	DESCRIPTION	QTY.	MODIFICATION DETAILS			REMARKS	MOQ Nos.
				PART No.	EFFECTIVE CH. No.	INT		
A1	570470	Kick Starter Shaft Assembly	1	570804		Y	Short Length, N.S.	1
	570804	Kick Starter Shaft Assembly	1		More Length			1
A2	570310/B	Kick Start Shaft Sub Assembly	1	570805/B		Y	Short Length	1
	570805/B	Kick Start Shaft Sub Assembly	1		More Length			1
A3	888182	Kick Pawl, Plunger and Spring Kit	1					1
A4	888236	Connecting Rod Kit UCE	1					1
1	570097/B	Hydraulic Valve Lifter Roller (Tappet)	2					1
2	145867/A	Flange Hex Nut - M8 X 1.25 X 70	1				New System (2+4) SB-546, 685, 687	10
	145867/A	Flange Hex Nut - M8 X 1.25X 70	3	145867/B		Y	Old System (All 6) SB-546, 685, 687	10
	586005/A	Flange Hex Nut M8 X 7.7 X 8	3			Y		10
3	570716/A	Nut M8 -Cylinder Head (Cap Nut)	2				SB-685, New System (2+4)	8
4	570715/A	Copper Washer M8	2				SB - 685	8
5	500104/D	Stud, M8 X 128	3				SB - 685	2
6	570141/E	Bracket - Pin - Hydraulic - Tappet (Old Type)	1	573028/A		Y	< Mar. 2013	2
	573028/A	Bracket - Pin - Hydraulic - Tappet (New Type)	1		Less Thickness Common	Y	> Mar. 2013	2
7	500355	Hex. Socket Head Cap Screw, M6 X 16	1				SB-571	10
8	570125	Needle Roller-NRB-Type-BP-Dia. 4 X 37 L	2					10
9	120005/B	Dowel - Hallow (Centre Crankcase)	2					20
10	570037	Bearing NRB (NBI 30X45X20)	1				Alt. Bearing-INA Make	1
11	570028	Locating Pin, (Pivot) - NRB 3 X 21.8	1	570028/A		Y		10
12	550032/A	Needle Bearing - RH Crank	1					1
13	570201/F	Washer, Thrust	1					10

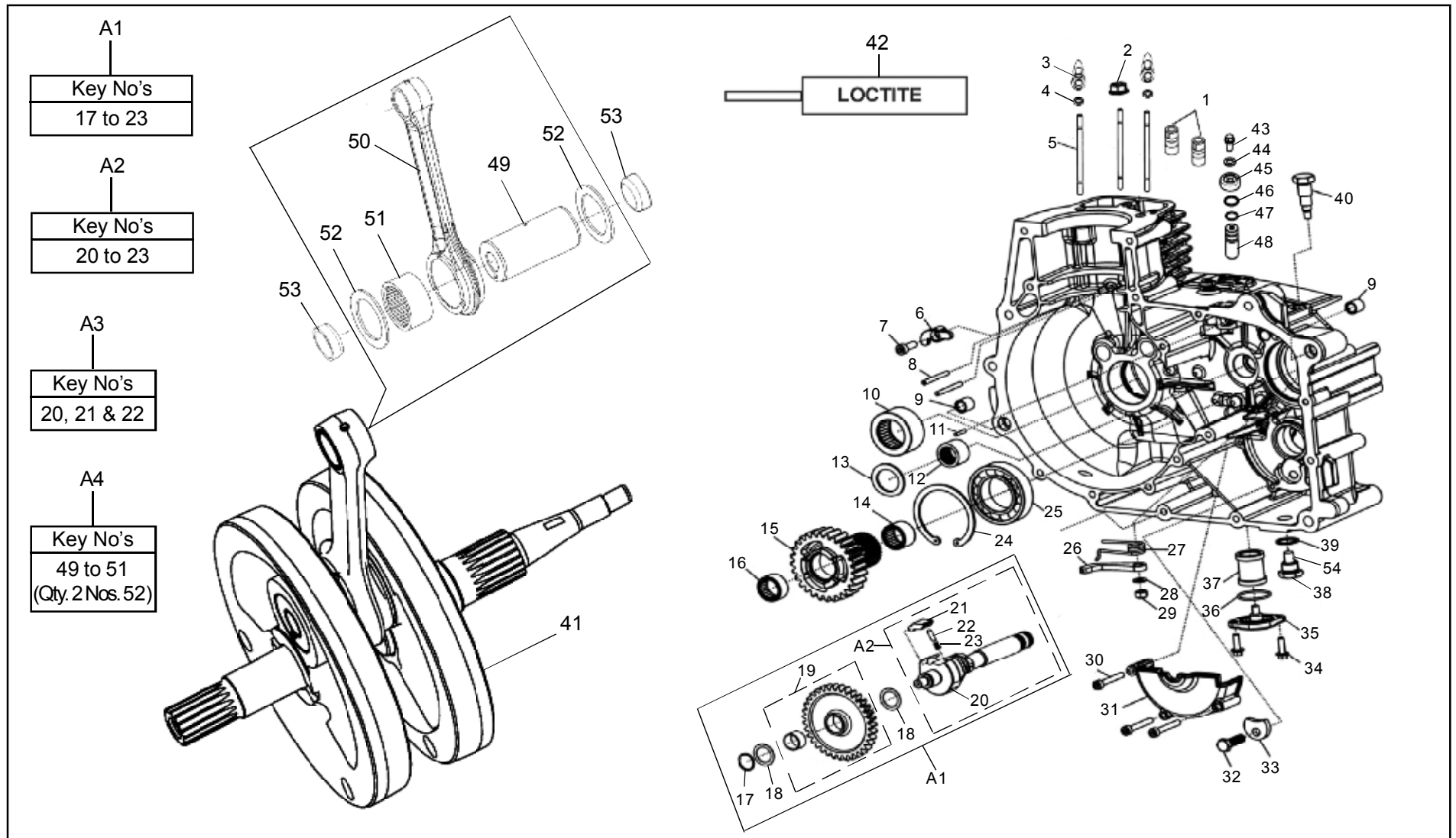
01-70 Crankcase RH



01-70 Crankcase RH

KEY No.	PART NUMBER	DESCRIPTION	QTY.	MODIFICATION DETAILS			REMARKS	MOQ Nos.
				PART No.	EFFECTIVE CH. No.	INT		
14	570208/B	Needle Bearing RH, BK-201	1					1
15	570206/N	Sleeve Gear	1				SB 21-2014	1
16	570207	Needle Bearing, INA HK-2012	1					1
17	570209	Circlip 18N	1					10
18	550030/C	Washer Thrust	2				SPM-10	10
19	570248/E	Kick Start Gear with Bush 35T	1				SB 21-2014, SB 47-2014	1
20	570236/K	Kick Starter Shaft (Less Length)	1	570806/A		Y	Alt. Ref. in Kit A1 & A2	1
	570806/A	Kick Start Crank Assy.	1				More Length	1
21	140333/B	Pawl Kick	1				Served in Kit Ref. A3	1
22	140332/B	Plunger Kick	1				Served in Kit Ref. A3	10
23	140331/A	Spring Kick	1				Served in Kit Ref. A3	50
24	110037/3	Circlip 62 x 2N	1					10
25	570469/A	Deep Groove Ball Bearing – Sleeve Gear	1					1
26	550082/C	Pawl, Cam Plate, Indexing (Old Type)	1				< 2013	2
27	550083/B	Spring, Pawl Index	1				< 2013	10
28	550087	Machined Washer 6.4	1					10
29	550086/A	Flange Nyloc Nut M6 X 1	1	570702/A		Y	SB-634, 687	10
	570702/A	Hex Nut M6X1 (U-type Nut)	1				SB-634, 687	10
30	570240/B	Hex Socket Head Cap Screw M5 X 0.8 X 35	3				SB 58-2014	10
31	570239/C	Oil Thrower	1					10
32	146714/A	Hex Screw M8 X 23	1					10
33	142257/B	Stop Plate (KSS)	1					10
34	570431/B	Hex. Flange Bolt M5 X 0.8 X 16	2				SB 58-2014	20

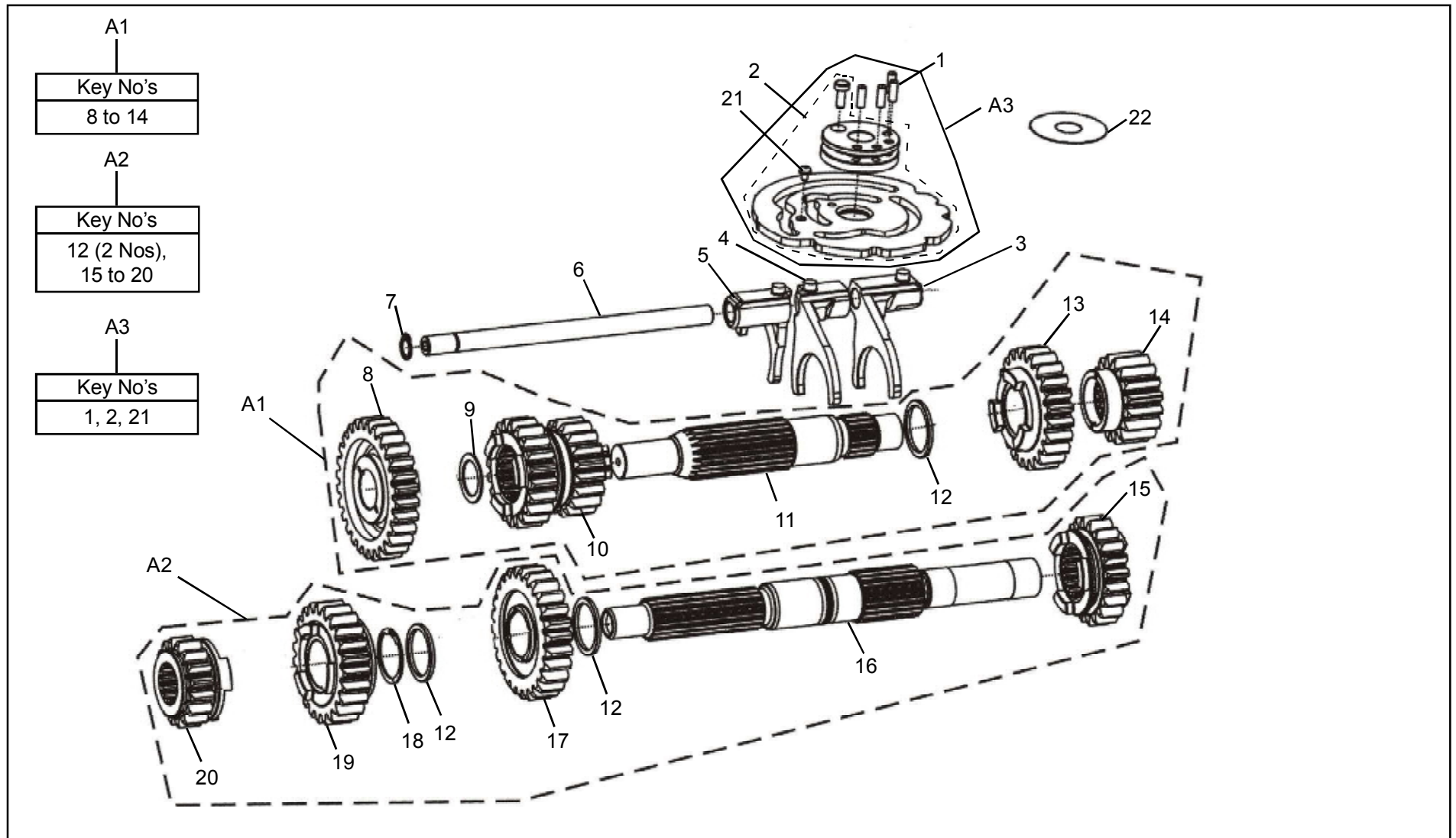
01-70 Crankcase RH



01-70 Crankcase RH

KEY No.	PART NUMBER	DESCRIPTION	QTY.	MODIFICATION DETAILS			REMARKS	MOQ Nos.
				PART No.	EFFECTIVE CH. No.	INT		
35	570078/D	Sump Drain Cap Assembly with Magnetic Tip	1					4
36	570057/B	'O' Ring - Drain Cap	1					10
37	570054/G	Suction Filter Assy	1					5
38	570276/D	Magnetic Plug Assembly (Oil Drain Bolt)	1					2
39	144846/A	Washer Drain Plug (Inspection Screw Ignition Timing) - Filter Guage	1					14
40	570215/F	Bolt, Pawl (Yellow Passivation)	1	573983/A		Y	Old Type, < Feb. '12 (N.S.), SB-687	2
	573983/A	Bolt, Pawl (Zinc Iron Passivation)	1				New Type, >Mar.'12, SB-687	2
41	571170/D	Crank Shaft Assembly (ES)	1				SB - 625	1
42		Loctite 5699 (Alt. : Liquid Sealant 5702)	1				Ref. Part No. 570278 SB-587, Recommended Liquid Sealant Gasket	1
43	570481	Hex Flange Bolt M5 X 12	1					10
44	144636/A	Copper Washer	1					10
45	570468/B	Cap, Pivot Pin	1					1
46	146031/A	'O' Ring, Oil Pump Outlet	1					14
47	550108	'O' Ring - Rocker Shaft Pivot	1					20
48	570218/C	Pivot, Cam plate	1					4
49	570186/D	Crank Pin	1				SB - 665	1
50	570185/B	Connecting Rod Assembly	1				SB - 665	1
51	570193/B	Bearing Needle Rollder - Con Rod	1				Ref. A4	1
52	570187/B	Thrust Washer - Connecting Rod	2				Ref. A4	10
53	500210/A	Plug - Crank Pin	2					10
54	570277	Magnet	1					1

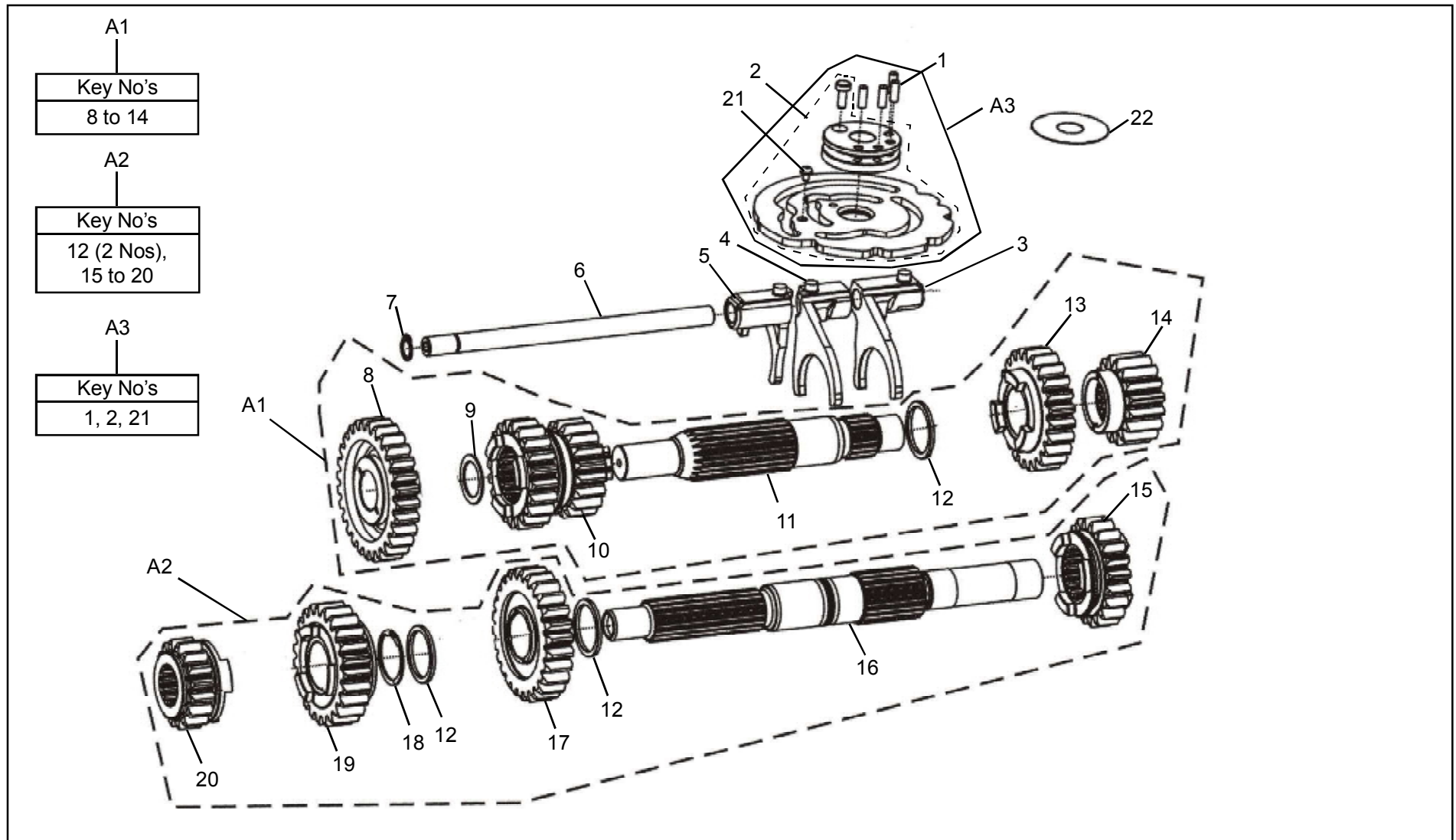
01-75 Gear Train Assembly



01-75 Gear Train Assembly

KEY No.	PART NUMBER	DESCRIPTION	QTY.	MODIFICATION DETAILS			REMARKS	MOQ Nos.
				PART No.	EFFECTIVE CH. No.	INT		
A1	570157	Lay Shaft Sub Assembly	1					1
A2	570158/B	Main Shaft Sub Assembly	1					1
A3	570615	Cam Plate, Neutral Pin with Rollers Complete UCE	1					1
1	550075/A	Roller - Ratchet	4					20
2		Cam Plate Assembly	1	570216/E			N.S., Served in Kit, Ref. A3	
3	550091/F	Selector Fork RH	1				SB - 473	1
4	550081/F	Selector Fork Centre	1					1
5	550090/F	Selector Fork LH	1					1
6	550078/A	Selector Fork Shaft	1					2
7	550141	Circlip (10N)	1					10
8	570202/E	Lay Shaft 1st Gear Assembly (with Bush)	1				SB 21-2014	1
9	550030/C	Washer Thrust	1				SB - 473, SPM-10	10
10	550011/E	Lay Shaft 3rd Gear / 4th double gear 18/20T	1				SB 21-2014	1
11	550216/E	Lay Shaft	1				SB 21-2014	1
12	550023/E	Washer, Thrust MS & LS	3					5
13	570596/B	Lay Shaft 2nd Gear Assy. (with Bush)	1				SB-534, SB 21-2014	1
14	550007/E	Lay Shaft High Gear 16T	1				SB 21-2014	1
15	550008/D	Main Shaft 2nd Gear 20T	1				SB 21-2014	1
16	570205/Q	Main Shaft	1	570205/P		Y	SB-558, SB 21-2014, SB 47-2014	1
17	570823/A	Main Shaft 4th Gear Assembly (with Bush)	1				SB-533,558, SB 21-2014	1
18	550024	Circlip	1					14
19	570821/A	Main Shaft 3rd Gear Assembly (with Bush)	1				SB-533,558, SB 21-2014	1

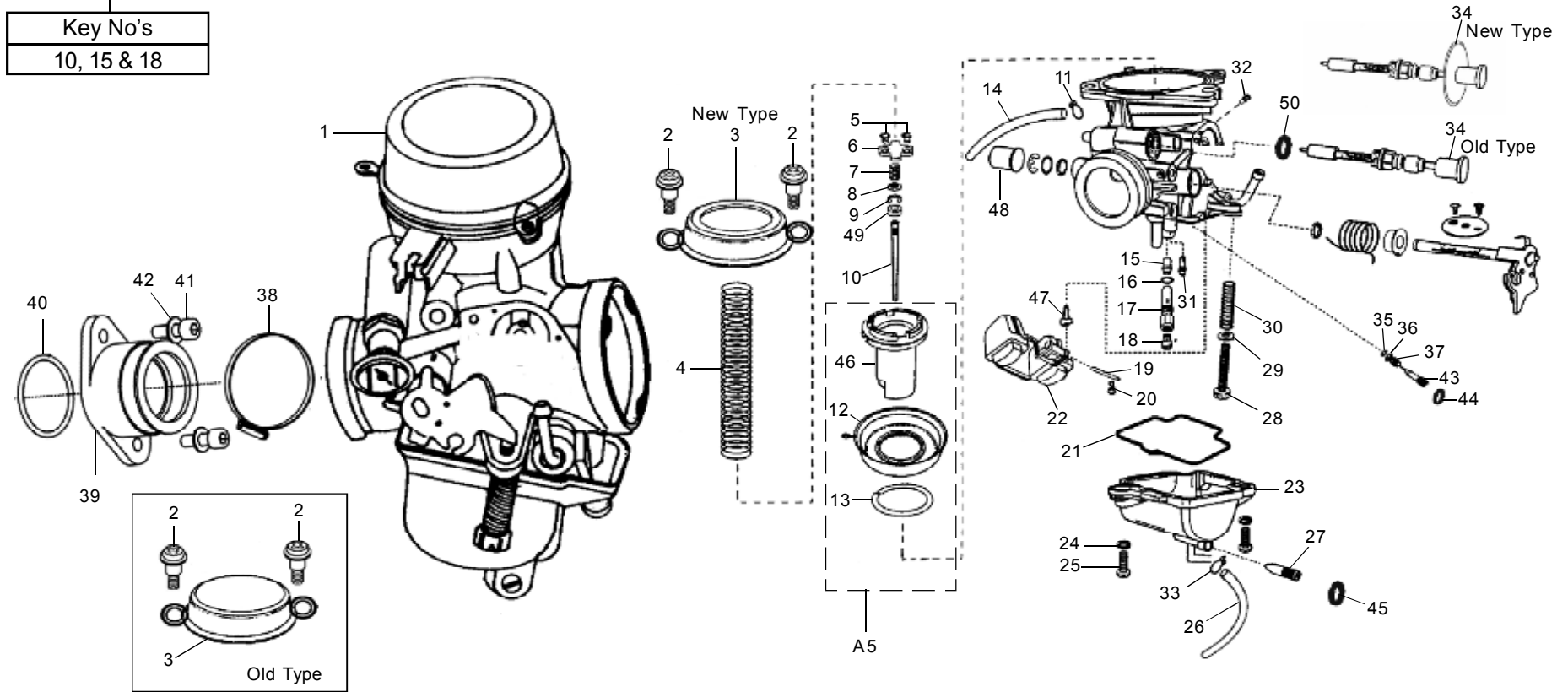
01-75 Gear Train Assembly



02-00 CV Carburetor Assembly (BS 29) UFSL

A1	A2	A3	A4	A5	A6	A7
Key No's	Key No's	Key No's	Key No's	Key No's	Key No's	Key No's
35, 36, 37, 43 & 44	27 & 45	11, 14, 26, 33	28, 29 & 30	12, 13 & 46	12, 16, 21, 35, 44, 45, 47 & 50	2, 5, 9, 10, 12, 15, 16, 18, 21, 31, 32, 35, 44, 45, 47 & 50

A8
Key No's
10, 15 & 18



02-00 CV Carburetor Assembly (BS 29) UFSL

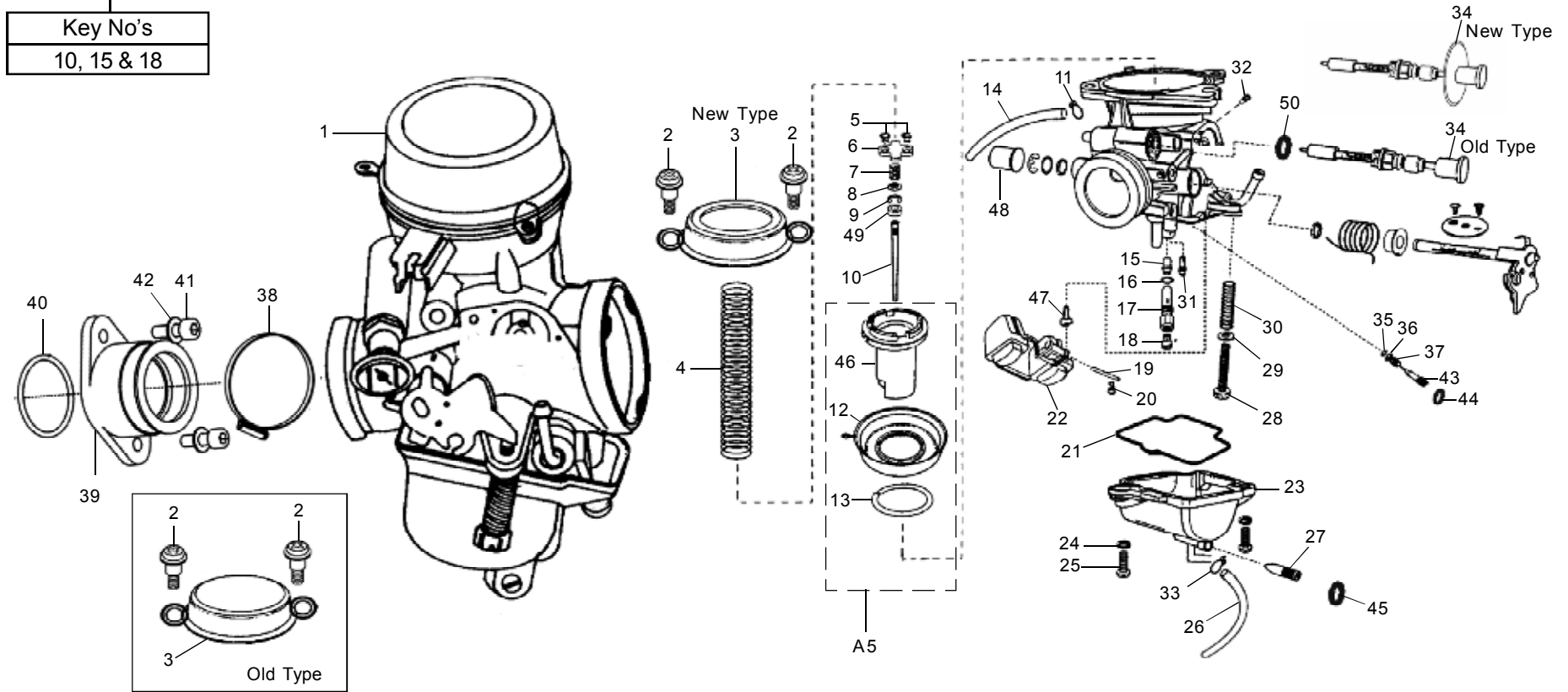
65

KEY No.	PART NUMBER	DESCRIPTION	QTY.	MODIFICATION DETAILS			REMARKS	MOQ Nos.
				PART No.	EFFECTIVE CH. No.	INT		
A1	888083	Mixture (Pilot) Screw Repair Kit CV Carb BS 29	1					2
A2	888084	Drain Screw Repair Kit CV Carb BS 29	1					2
A3	888085	Drain and Vent Pipe Kit CV Carb BS 29	1					2
A4	888086	Idle Screw Repair Kit CV Carb BS 29	1					2
A5	570944	Piston Valve and Diaphragm Assembly Kit - CV Carb. BS 29	1				Old No. 570832	1
A6	888224	Carburetor BS 29 Minor Kit	1					1
A7	888225	Carburetor BS 29 Major Kit	1					1
A8	888399	Needle, Main Jet & Holder Kit BS29 Carburetor	1					1
1	570282/M	Carburetor BS 29 (Pilot Air Screw Press Fit)	1	570282/K			New Type, > Apr. '12 SB - 549, 584, 591 SB 48-2014	1
2	570936	Top Cover Fixing Screw - CV Carb. (Shank Type)	2					10
3	570943	Diaphragm Top Cover - CV Carb. (PET Type - Single Piece)	1				Old No. 500831/A or 570831/A	3
4	570833/A	Piston Valve Spring - CV Carb.	1					2
5	500848	Jet Needle Plate Fixing Screw - CV Carb.	2					10
6	500836	Jet Needle Fixing Plate - CV Carb.	1				SPM-06	10
7	500837	Jet Needle Retainer Spring - CV Carb.	1					10
8	500839	Jet Needle Washer - CV Carb.	1					10
9	500838	Jet Needle "E" - Ring - CV Carb.	1					10
10	570834/A	Jet Needle - CV Carb. (4DHL42-2/3)	1					2
11	570874/A	Clip, Air Vent - CV Carb.	1				Served in Kit, Ref. A3	20
12	500835	Diaphragm - CV Carb.	1				Alt. No. Ref. A5 (N.S)	1
13	500834	Diaphragm Retainer Ring - CV Carb.	1				Served in Kit, Ref. A5	10

02-00 CV Carburetor Assembly (BS 29) UFSL

A1	A2	A3	A4	A5	A6	A7
Key No's	Key No's	Key No's	Key No's	Key No's	Key No's	Key No's
35, 36, 37, 43 & 44	27 & 45	11, 14, 26, 33	28, 29 & 30	12, 13 & 46	12, 16, 21, 35, 44, 45, 47 & 50	2, 5, 9, 10, 12, 15, 16, 18, 21, 31, 32, 35, 44, 45, 47 & 50

A8
Key No's
10, 15 & 18



02-00 CV Carburetor Assembly (BS 29) UFSL

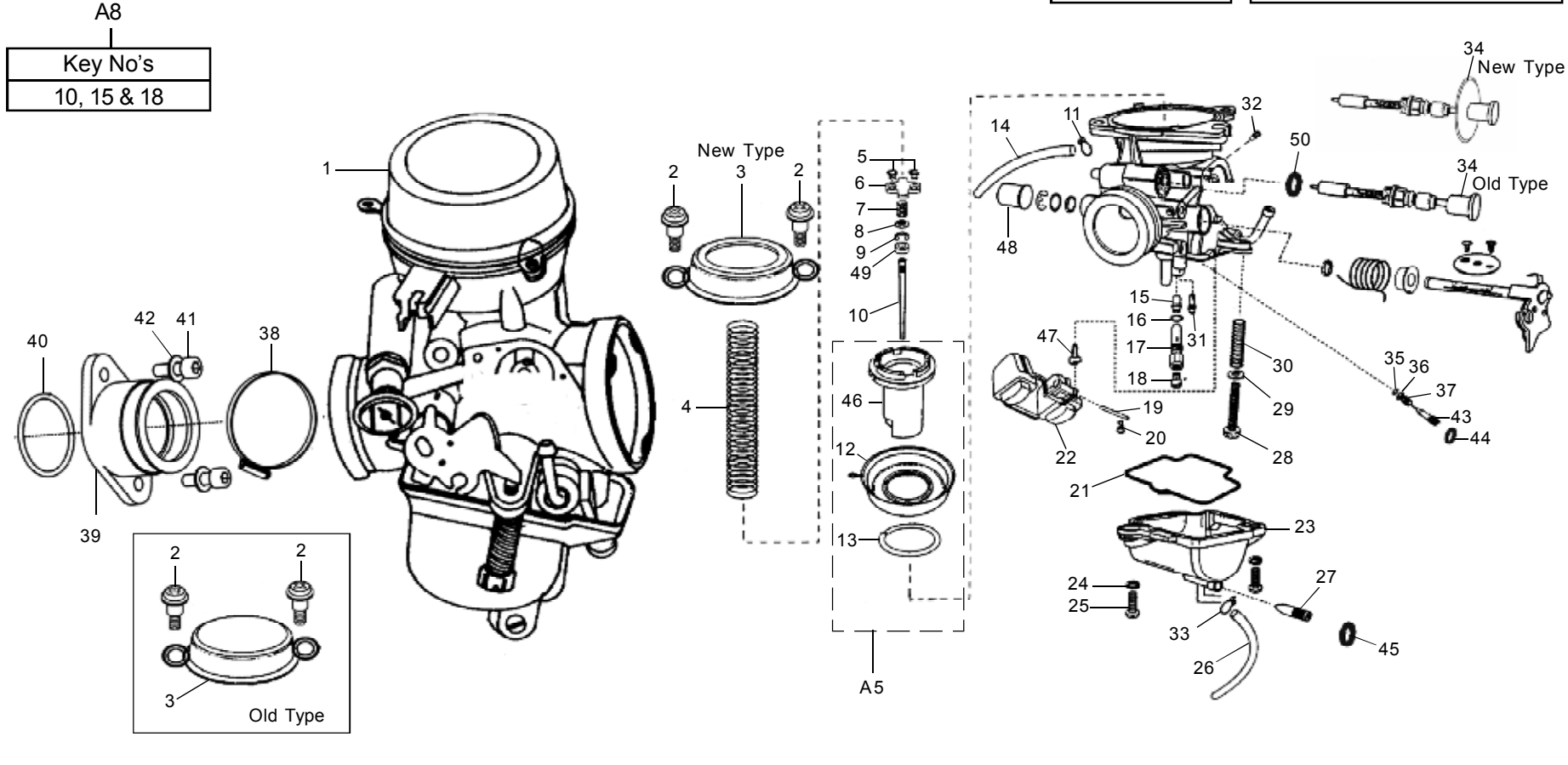
67

KEY No.	PART NUMBER	DESCRIPTION	QTY.	MODIFICATION DETAILS			REMARKS	MOQ Nos.
				PART No.	EFFECTIVE CH. No.	INT		
14	570873/A	Air Vent Hose - CV Carb.	1				Served in Kit, Ref. A3, Alt. No. 570843	5
15	570835/A	Needle Jet - CV Carb. (P-2M-922)	1					2
16	500845	'O' Ring Jet Holder - CV Carb.	1				Alt. No. 570845/A	10
17	570838/A	Main Jet Holder - CV Carb.	1					2
18	570837/A	Main Jet (BS29-110)	1					2
19	500846	Float Pin - CV Carb.	1					2
20	500847	Float Pin Fixing Screw - CV Carb.	1					10
21	500841	'O' Ring Float Chamber Cover - CV Carb.	1					2
22	500843	Float Assembly - CV Carb.	1					2
23	570732/B	Float Body Assembly New Type - CV Carb.	1				Old No.500860, > Apr. '12 With 'O' Ring type Drain Screw and 'L' Type Bend,	1
24	141963	Spring Washer - CV Carb.	2					20
25	500842	Screw Bowl MTG with Washer - CV Carb.	2					10
26	570842/A	Hose Drain - CV Carb.	1				Served in Kit, Ref. A3	5
27	500871	Screw - Drain - CV Carb.	1				Served in Kit, Ref. A2	2
28	500857	Idle Adjuster Screw - CV Carb. (Yellow)	1				Served in Kit, Ref. A4	1
29	500856	Packing, Idle Adjusting Screw - CV Carb. (White Plastic)	1				Served in Kit, Ref. A4, SPM-03	20
30	500855	Spring, Idle Adjusting - CV Carb. (Yellow)	1				Served in Kit, Ref. A4	10
31	570840/A	Pilot (Slow) Jet (BS 29-12.5) - CV Carb.	1					2
32	570839/A	Pilot Air Jet - CV Carb. (Thread Type - ID 1.2)	1				Old Type < Apr' 2012	2
33	500874	Clip Drain Hose - CV Carb.	1				Served in Kit, Ref. A3	10

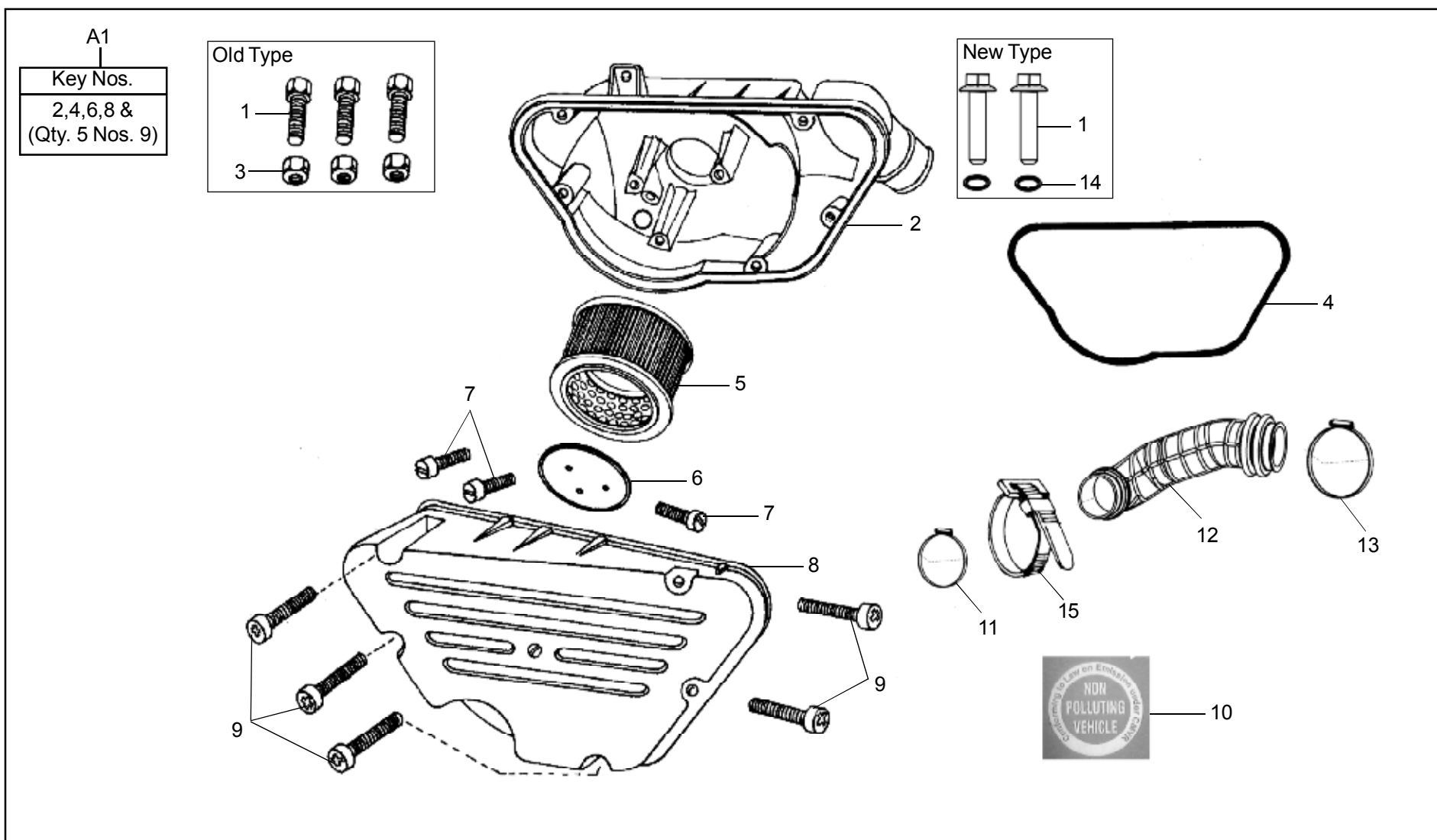
02-00 CV Carburetor Assembly (BS 29) UFSL

A1	A2	A3	A4	A5	A6	A7
Key No's	Key No's	Key No's	Key No's	Key No's	Key No's	Key No's
35, 36, 37, 43 & 44	27 & 45	11, 14, 26, 33	28, 29 & 30	12, 13 & 46	12, 16, 21, 35, 44, 45, 47 & 50	2, 5, 9, 10, 12, 15, 16, 18, 21, 31, 32, 35, 44, 45, 47 & 50

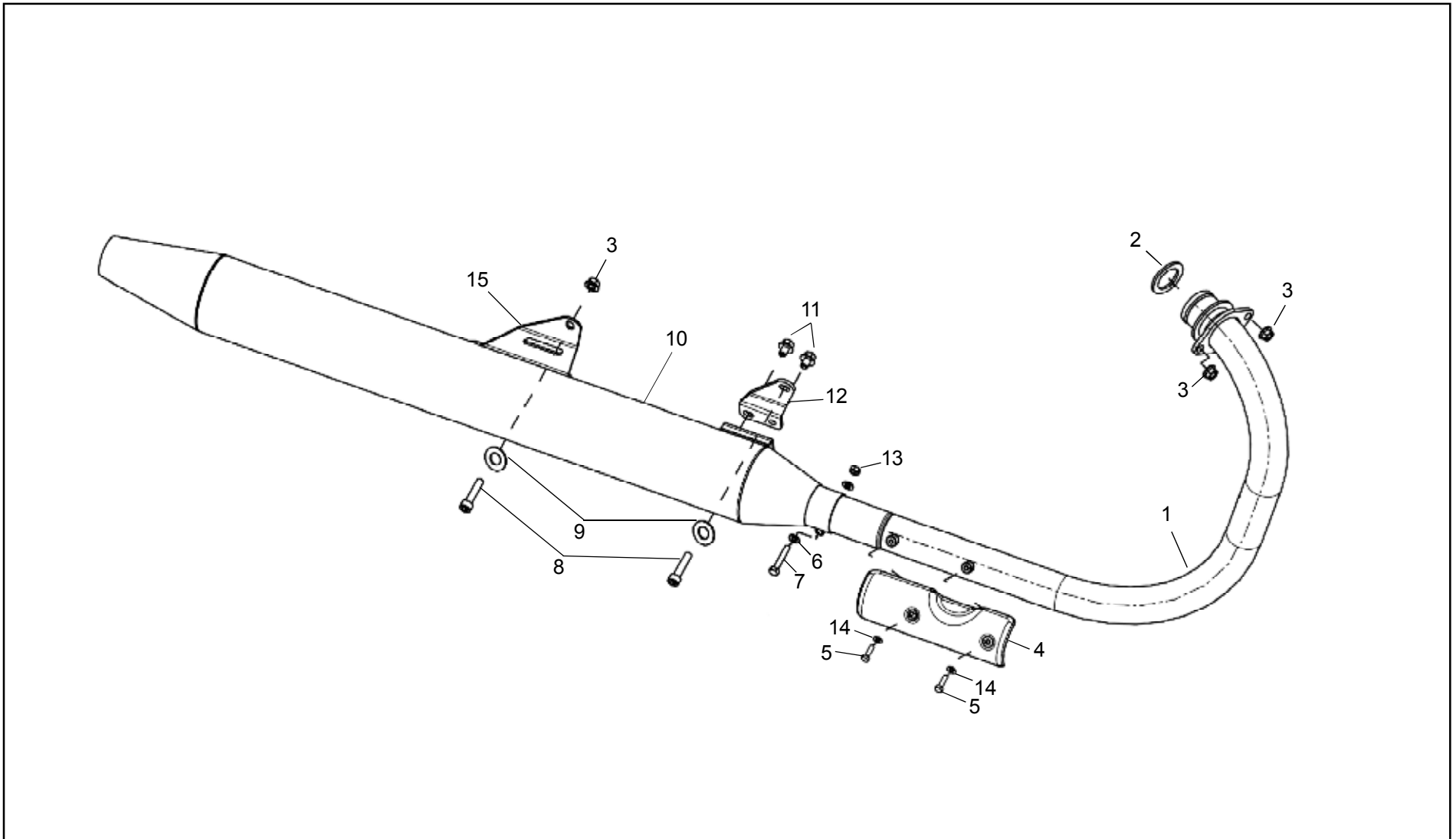
A8
Key No's
10, 15 & 18



02-10 Air Filter Assembly



02-20 Silencer & Exhaust Pipe

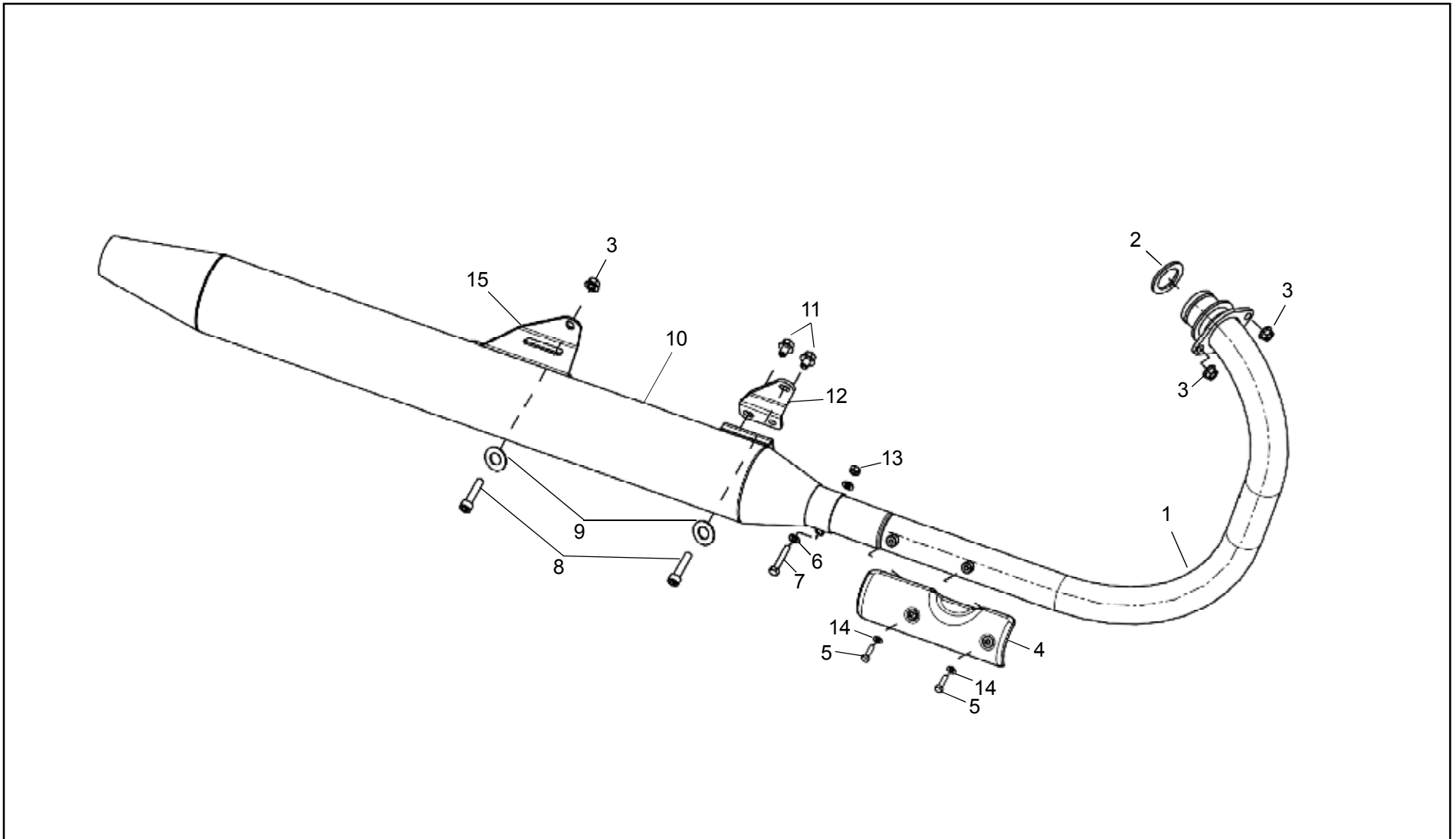


02-20 Silencer & Exhaust Pipe

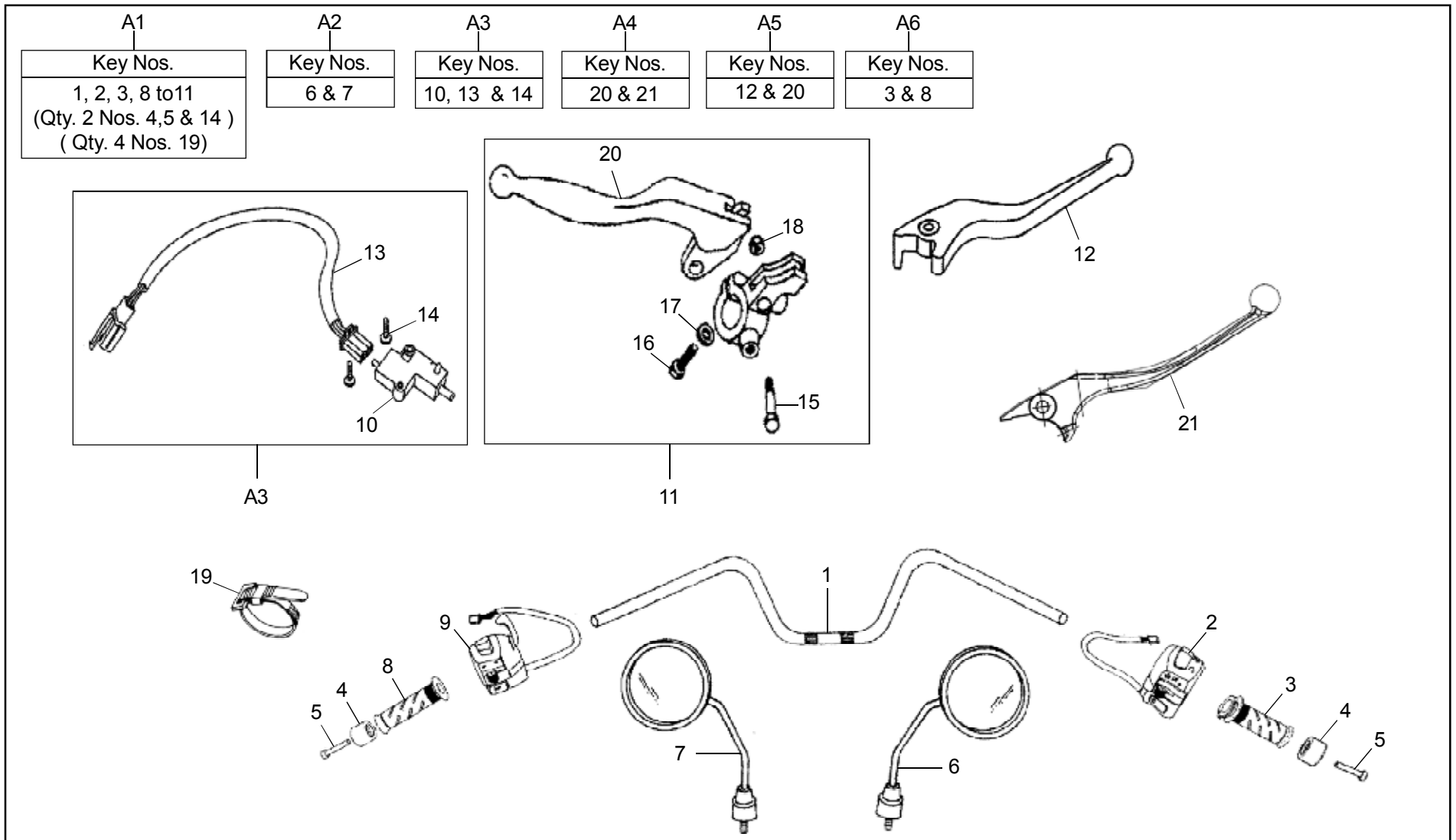
73

KEY No.	PART NUMBER	DESCRIPTION	QTY.	MODIFICATION DETAILS			REMARKS	MOQ Nos.
				PART No.	EFFECTIVE CH. No.	INT		
1	580612/D	Exhaust Pipe - BS II	1				N.S., SB - 551, 590	
	580807/C	Exhaust Pipe - BS III	1				N.S.	
	580772/B	Exhaust Pipe Assembly	1				New Type, SB-590	1
2	500334/A	Gasket Ring Exhaust (Composite)	1				Old Type, N.S., SB-599	
	510804/A	Gasket Ring Exhaust (Composite)	1	582638/A		Y	New Type, SB-599	30
	582638/A	Gasket, Exhaust Pipe (Copper)	1					10
3	145867/A	Flanged Hex. Nut M8 X 1.25	3	586005/A		Y	Old Type, < Feb. '12 (N.S.) SB - 546, 685, 687	10
	586005/A	Flanged Hex. Nut M8X1.25	3				New Type, > Mar. '12 SB-687	10
4	580613/A	Exhaust Guard - BS II	1				N.S., SB - 590	
	580786/A	Exhaust Guard - BS III	1				N.S., SB - 590	
	580877/A	Exhaust Guard	1				New Type, N.S.	1
5	580445/A	Mushroom Head Screw M5 X 0.8 X 15	2	147559/A		Y	Old Type, N.S.	40
	147559/A	Mushroom Head Screw M5 X 8	2					40
	147896/A	Philips Pan Head Screw M6 X 6	2				New Type	20
6	141061/1	Plain Washer	2	586032/A		Y	Old Type, < Feb. '12 (N.S.) SB-477,684,687	50
	586032/A	Plain Washer	2				New Type, >Mar.'12, SB-687	20
7	141044	Hex. Screw, M6 X 35	1	591578/A		Y	Old Type, < Feb. '12 (N.S.), SB-504, 687	10
	591578/A	Flange Hex. Bolt M6 X 35	1				New Type, >Mar.'12, SB-560, 561, 687	40
8	540040	Hex Socket Head Cap Screw M8 X 35	2	581158/A		Y		10
	581158/A	Hex. Socket Head Cap Screw M8 X 35 SS	2	593000/C		Y		5
	593000/C	Hex. Flange Bolt M8 X 1.25 X 38	2					1

02-20 Silencer & Exhaust Pipe



03-00 Handle Bar & Controls

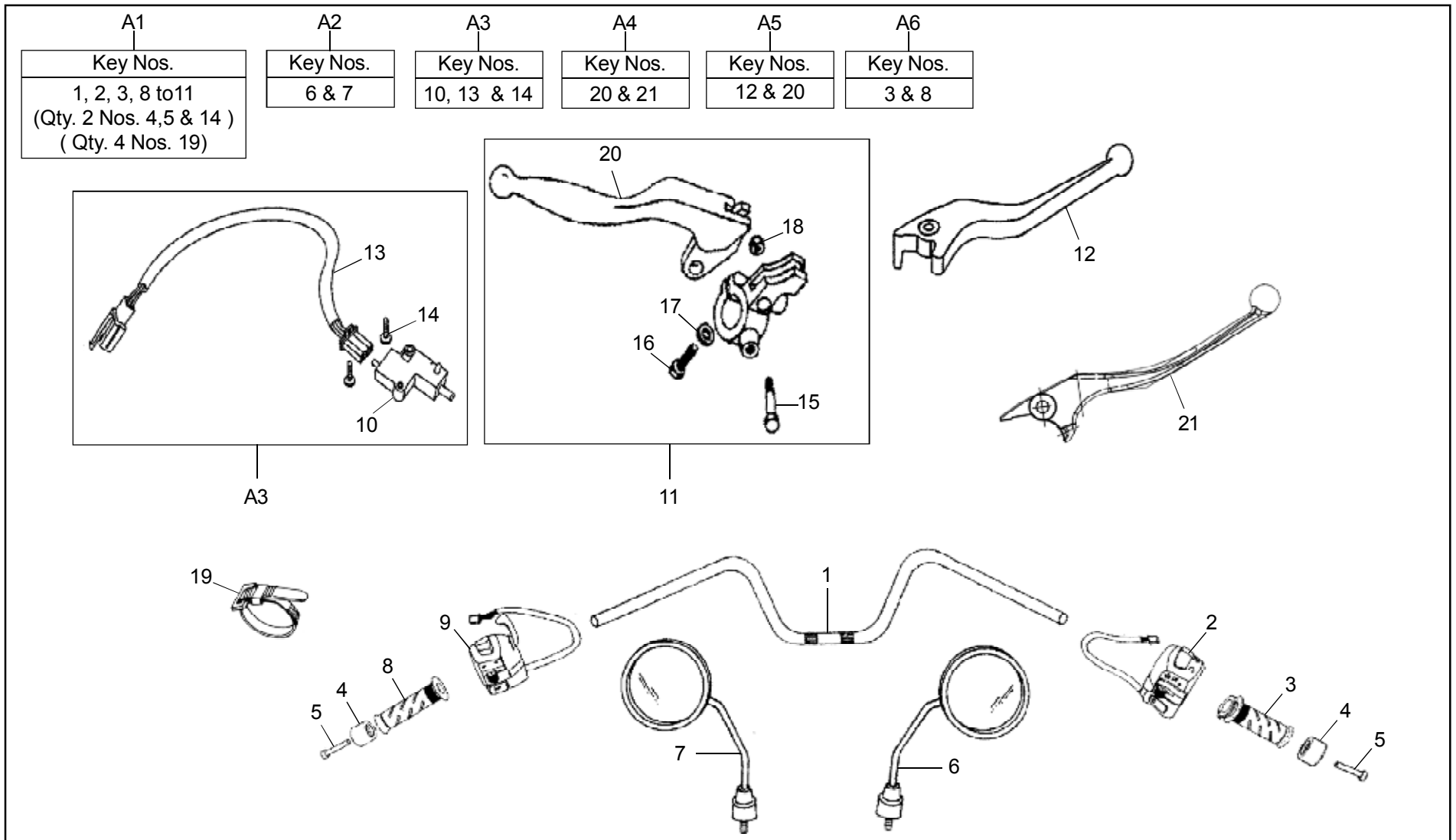


03-00 Handle Bar & Controls

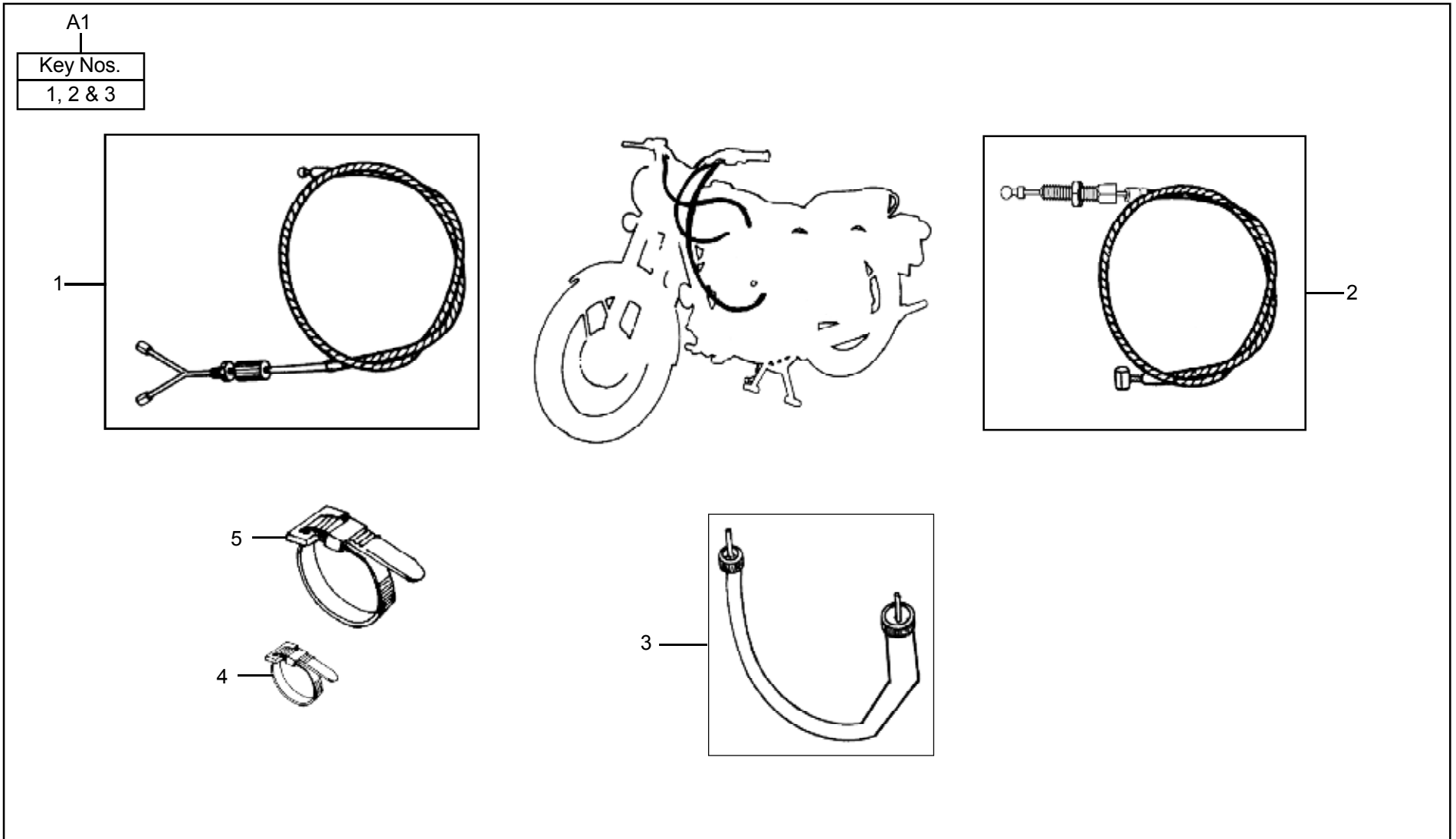
77

KEY No.	PART NUMBER	DESCRIPTION	QTY.	MODIFICATION DETAILS			REMARKS	MOQ Nos.
				PART No.	EFFECTIVE CH. No.	INT		
A1	580402/A	Handle Bar Assembly	1					1
A2	597382	Mirror Set - Thunderbird Kit	1					1
A3	888082	Clutch Switch Repair Kit - TBTS	1					1
A4	888094	Clutch & Front Brake Lever Kit - (BBI) (TBTS)	1				Powder Coated, Black SPM-018	1
A5	888093	Clutch Front Brake Lever Kit (P) - TBTS	1				Powder Coated, Black, SPM-018	1
A6	888358	Hand Grip Set - 350 UCE	1					1
1	560539/C	Handle Bar	1					1
2	560195/A	Switch Module RH	1					1
3	146044/A	Rotor Grip Assembly	1				SPM-011	1
4	580404/A	Damper Weight	2				SPM-03	2
5	521202/A	Counter Weight Screw, M8 X 50	2					10
6	521265/A	Rear View Mirror - RH	1					2
7	521264/A	Rear View Mirror - LH	1					2
8	521186/A	Dummy Grip - LH Hand Fr. Counter Weight	1					1
9	580441/A	Switch Module LH	1				SPM-018, 019	1
10	560632	Clutch Switch	1					5
11	146875/A	Lever Assembly LH with Holder	1					1
12	560581	Lever RH - Master Cylinder Assy.	1					1
13	147270/A	Add on Lead Clutch Switch	1				SB - 471	5
14	560633	Screw Clutch Switch	2					10
15	591975	Stud Release Lever	1					1
16	591972	Screw	1					10

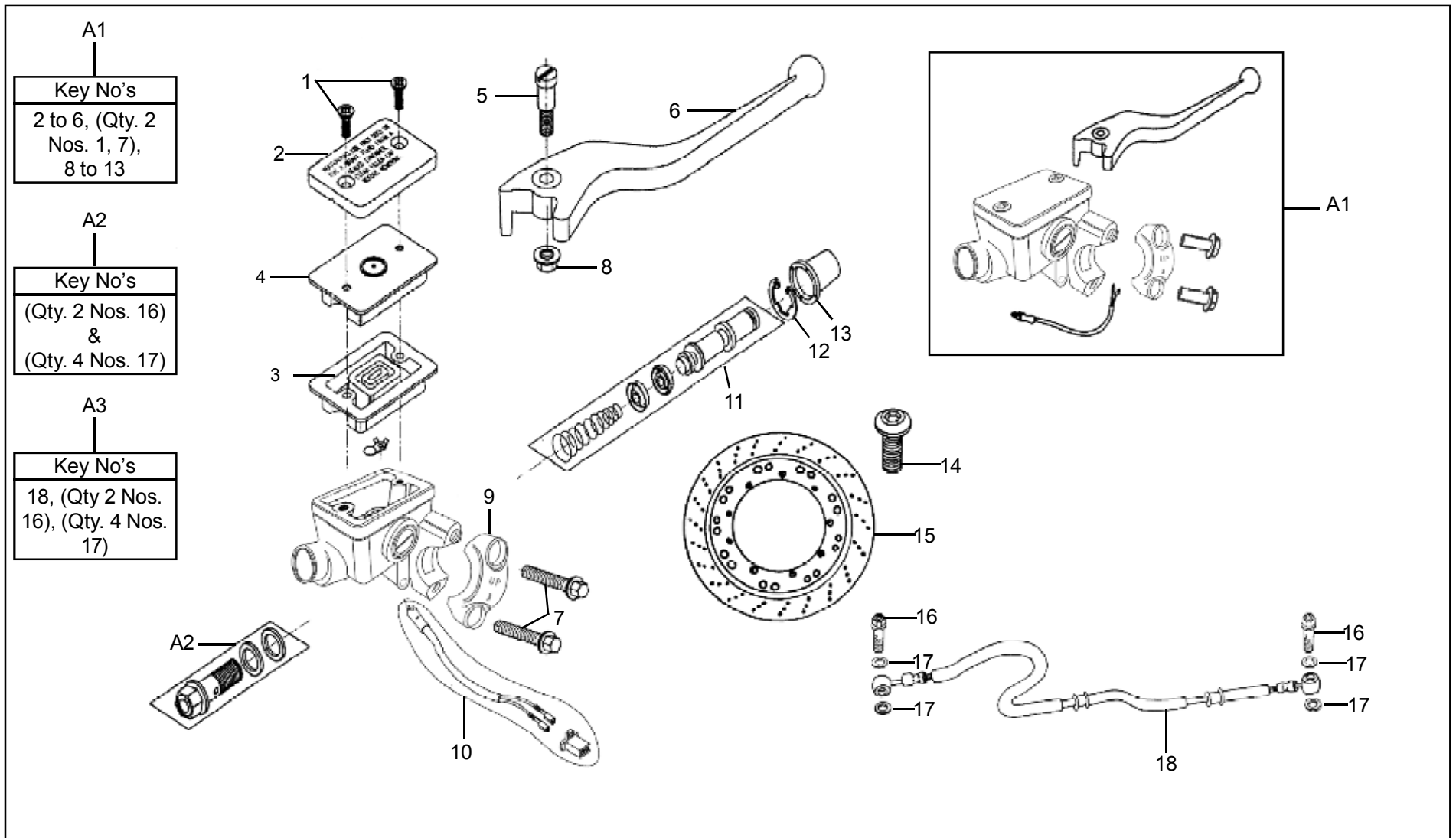
03-00 Handle Bar & Controls



03-10 Control Cables



03-20 Master Cylinder Assembly (Old Type - P)



03-20 Master Cylinder Assembly (Old Type - P)

83

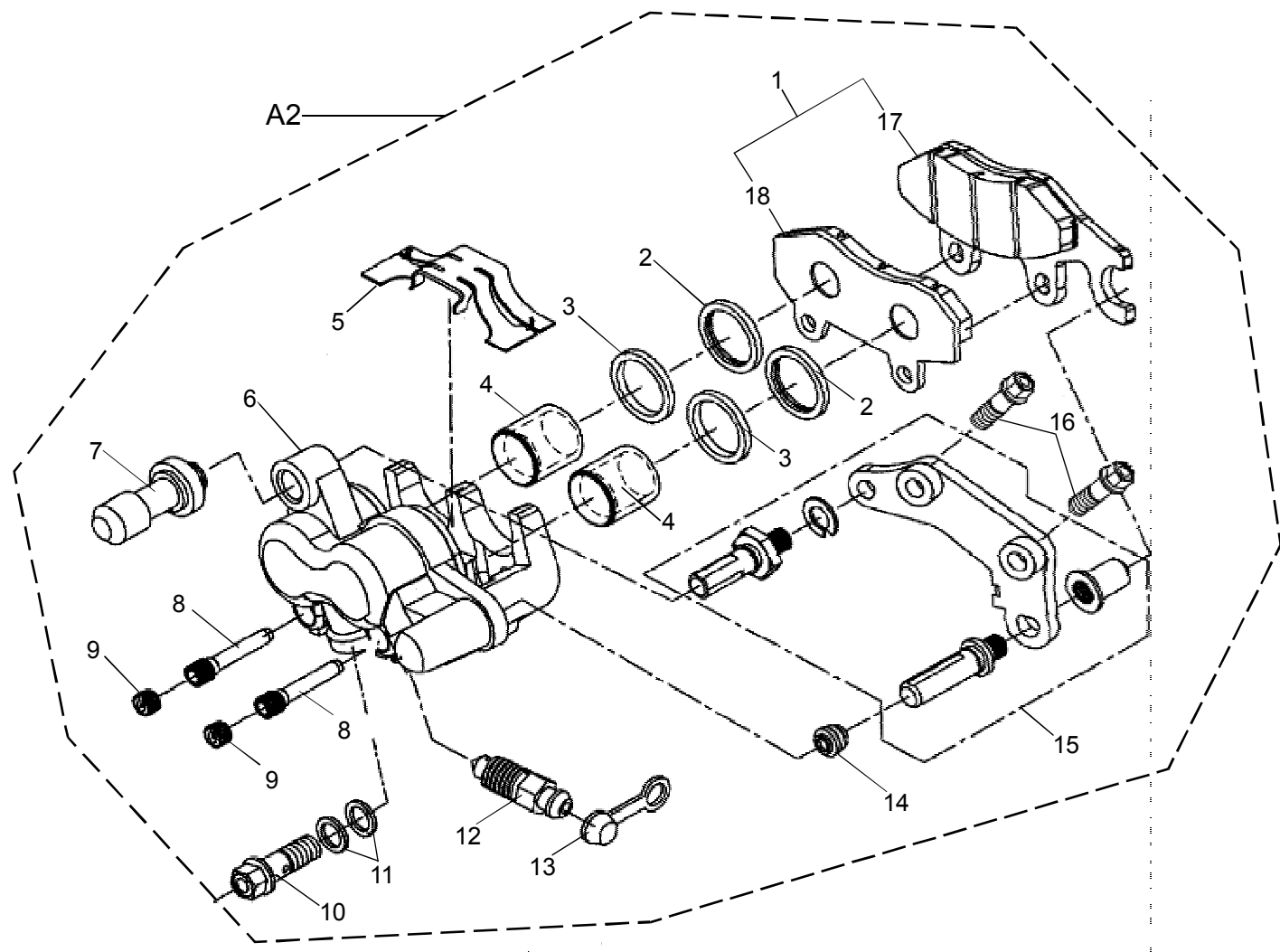
KEY No.	PART NUMBER	DESCRIPTION	QTY.	MODIFICATION DETAILS			REMARKS	MOQ Nos.
				PART No.	EFFECTIVE CH. No.	INT		
A1	146199/B	Master Cylinder Assembly Set	1	146199/A		Y	N.S.	
	560513/B	Master Cylinder Assembly Set with Lever	1					1
A2	560568	Banjo - Bolt Kit	1					1
A3	888095	Brake Hose & Banjo Bolt Kit	1					1
1	560574	Casket Philips Head Screw	2					10
2	560575	Cover	1					2
3	560573	Diaphragm	1					1
4		Plate Diaphragm	1					1
5	560609	Screw - Lever	1					6
	560580	Bolt Lever (Master Cylinder Assembly)	1					6
6	560581	Lever - Disc Brake	1					1
7	146337	Bolt Clamp	2					10
8	560579	Nut - Lever	1					10
9	146336	Clamp, Mirror Mounting	1					1
10	560570	Switch Assembly Kit	1					1
11	560567	Piston Sub Assembly	1					1
12	560571	Circlip - Master Cylinder	1					10
13	560572	Boot - Master Cylinder	1					10
14	560530/D	Socket Button Head Cap Screw	6	560530/E		Y	SB-687	10
15	560511/B	Disc Front - Silver	1				Alt. No. 147652/B	1
16	560534	Banjo Bolt	2	560534/A		Y		2
17	560535	Washer	4	560535/A		Y		10
18	560529/A	Brake Hose - (P)	1	560540		Y	Old Type, N.S.	1
	560540	Brake Hose Assy. - (P)	1				New Type	1

03-30 Caliper Assembly (Old Type - P)

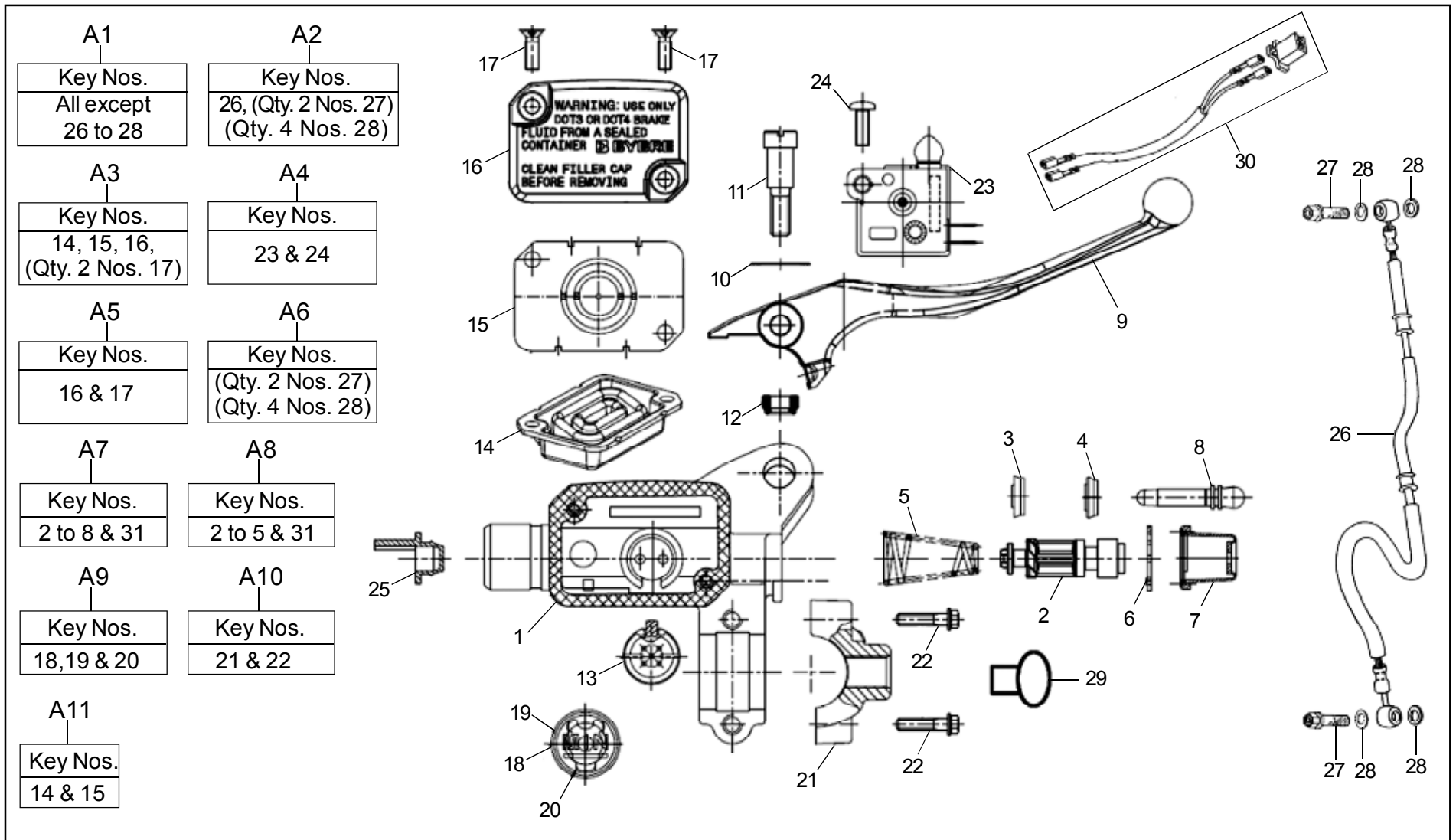
A1
Key Nos.
A2 in Page No. 82 &
(A1, 15, 16, 17, 18 in
Page No. 80)

A2
Key Nos.
1 to 15

A3
Key Nos.
2(2Nos.) & 3(2Nos.)



03-40 Master Cylinder Assembly (BBI)

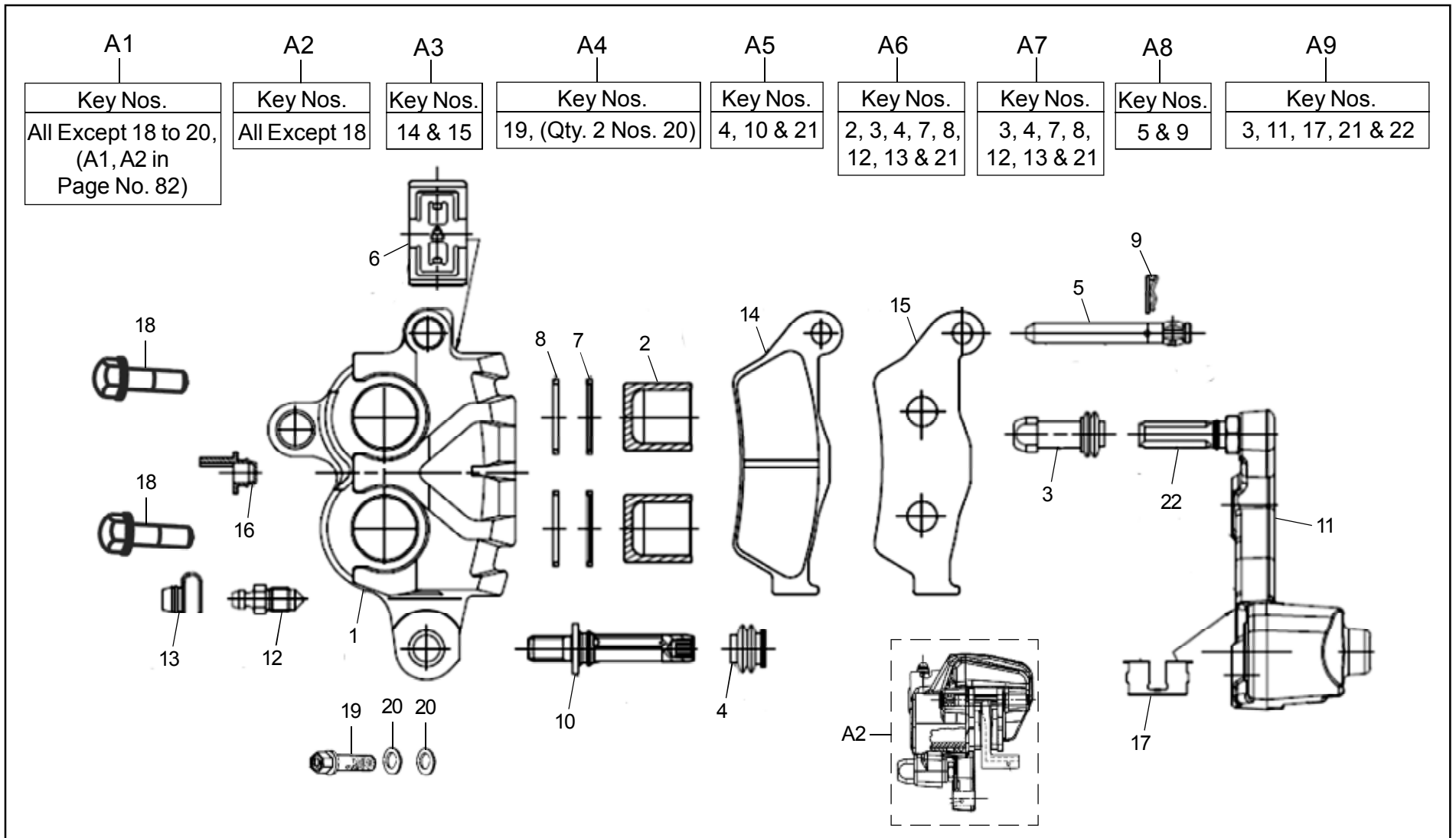


03-40 Master Cylinder Assembly (BBI)

87

KEY No.	PART NUMBER	DESCRIPTION	QTY.	MODIFICATION DETAILS			REMARKS	MOQ Nos.
				PART No.	EFFECTIVE CH. No.	INT		
A1	147650/A	Master Cylinder Assembly - (BBI)	1				> Jun. '12	1
A2	594704/A	Front Brake Hose Assy. and Banjo Bolt Kit Front M/C	1					1
A3	888009	Reservoir Cover Kit and Diaphragm Front M/C	1					1
A4	594710/A	Switch Repair Kit Front Brake - (BBI)	1					1
A5	594712/A	Reservoir Cover Kit Front M/C	1					1
A6	594721/A	Banjo Bolt Kit	1					1
A7	594705/A	Major Kit Front Master Cylinder Front M/C	1					1
A8	594706/A	Minor Kit Front Master Cylinder Front M/C	1					1
A9	594707/A	Oil Window Kit Front M/C	1					1
A10	594708/A	Clamp Kit Front M/C	1					1
A11	594709/A	Diaphragm Kit Front M/C	1					1
1		Master Cylinder Body Front	1	594602/A			N.S., Served in Kit, Ref. A1	
2		Piston - Front Master Cylinder	1	594603/A			N.S., Served in Kit, Ref. A7, A8	
3		Primary Seal Disc	1	594604/A			N.S., Served in Kit, Ref. A7, A8	
4		Secondary Seal Disc	1	594605/A			N.S., Served in Kit, Ref. A7, A8	
5		Spring Disc	1	594606/A			N.S., Served in Kit, Ref. A7, A8	
6		Circlip Disc	1	594607/A			N.S., Served in Kit, Ref. A7	
7		Boot Disc	1	594608/A			N.S., Served in Kit, Ref. A7	
8		Push Rod Disc	1	594609/A			N.S., Served in Kit, Ref. A7	
9	592281/A	Brake Lever - Disc, (Black, Powder Coated)	1					
10		Shim FR Disc	1	594610			N.S., Served in Kit, Ref. A1	
11		Bolt Handle Lever	1	594611/A			N.S.	
12		Hex. Nut Lever Disc	1	594612/A			N.S.	

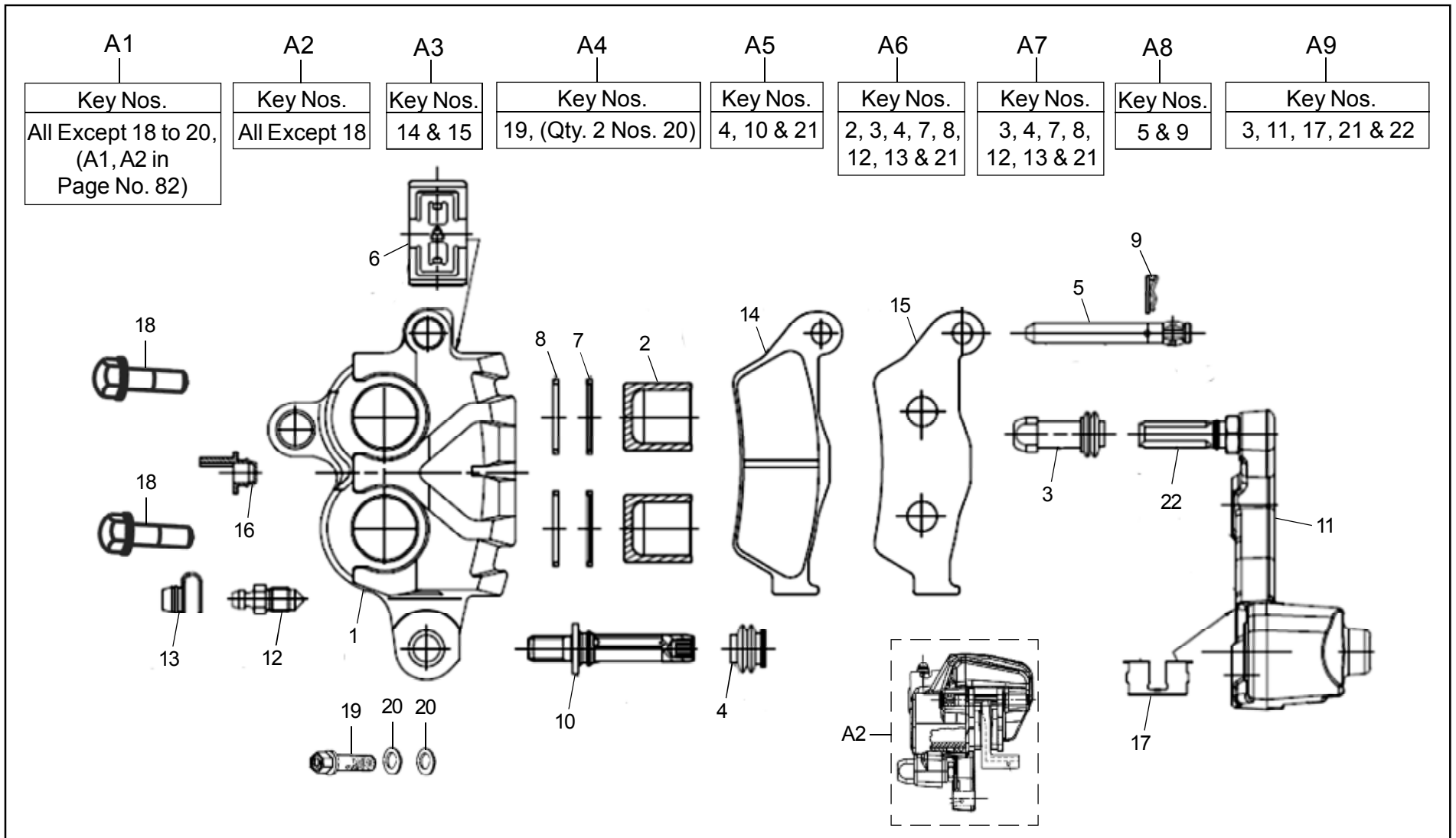
03-50 Caliper Assembly (BBI)



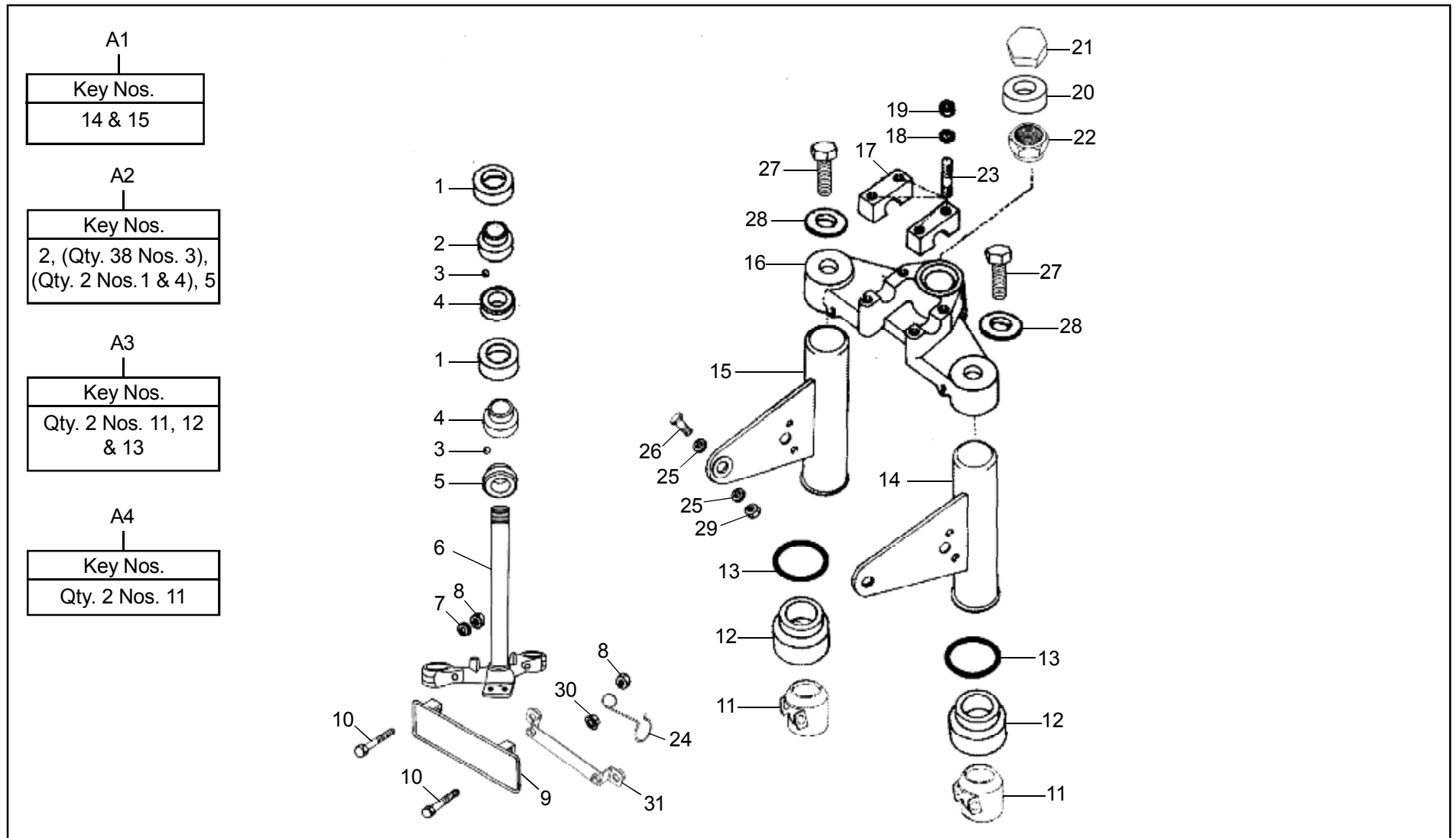
03-50 Caliper Assembly (BBI)

KEY No.	PART NUMBER	DESCRIPTION	QTY.	MODIFICATION DETAILS			REMARKS	MOQ Nos.
				PART No.	EFFECTIVE CH. No.	INT		
A1	147980/A	Disc Brake System Assembly Kit Front - (BBI)	1				> Jun. '12	1
A2	147649/A	Caliper Assembly - (BBI)	1				> Jun. '12	1
A3	594715/A	Disc Pad Kit Front - (BBI)	1				Old No. 888008	1
A4	594721/A	Banjo Bolt Kit (Disc Brake Caliper)	1					1
A5	594720/A	Primary Pin Kit Front Caliper - (BBI) - Thunderbird	1					1
A6	594713/A	Major Kit Front Caliper - (BBI)	1					1
A7	594714/A	Minor Kit Front Caliper - (BBI)	1					1
A8	594717/A	Pad Pin Kit Front Caliper - (BBI)	1					1
A9	594718/A	Bracket Sub Assy. Front Caliper	1					1
1		Caliper Body Front Kit	1	594623/A			N.S., Served in Kit, Ref. A2	1
2		Piston - Front Caliper	2	594624/A			N.S., Served in Kit, Ref. A6	
3		Insulator FR Disc	1	594625/A			N.S., Served in Kit, Ref. A6,A7,A9	
4		Dust Cover FR Disc	1	594626/A			N.S., Served in Kit, Ref. A6, A7	
5		Pin Sub Assembly FR Disc	1	594627/A			N.S., Served in Kit, Ref. A8	
6	592256/A	Spring Pad FR Disc	1					10
7		Scrapper Ring FR Disc	2	594628/A			N.S., Served in Kit, Ref. A6, A7	
8		Seal FR Disc	2	594629/A			N.S., Served in Kit, Ref. A6, A7	
9		Clip Special FR Disc	1	594632/A			N.S., Served in Kit, Ref. A8	
10		Primary Pin FR Disc	1	594737/A			N.S., Served in Kit, Ref. A5	
11		Caliper Bracket Assembly Front Disc	1	594738/A			N.S., Served in Kit, Ref. A9	
12		Bleeder Screw Front	1	594742/A			N.S., Served in Kit, Ref. A6, A7	
13		Bleeder Cap	1	594741/A			N.S., Served in Kit, Ref. A6, A7	
14		Pad (Piston Side)	1	592254/A			N.S., Served in Kit, Ref. A3	

03-50 Caliper Assembly (BBI)



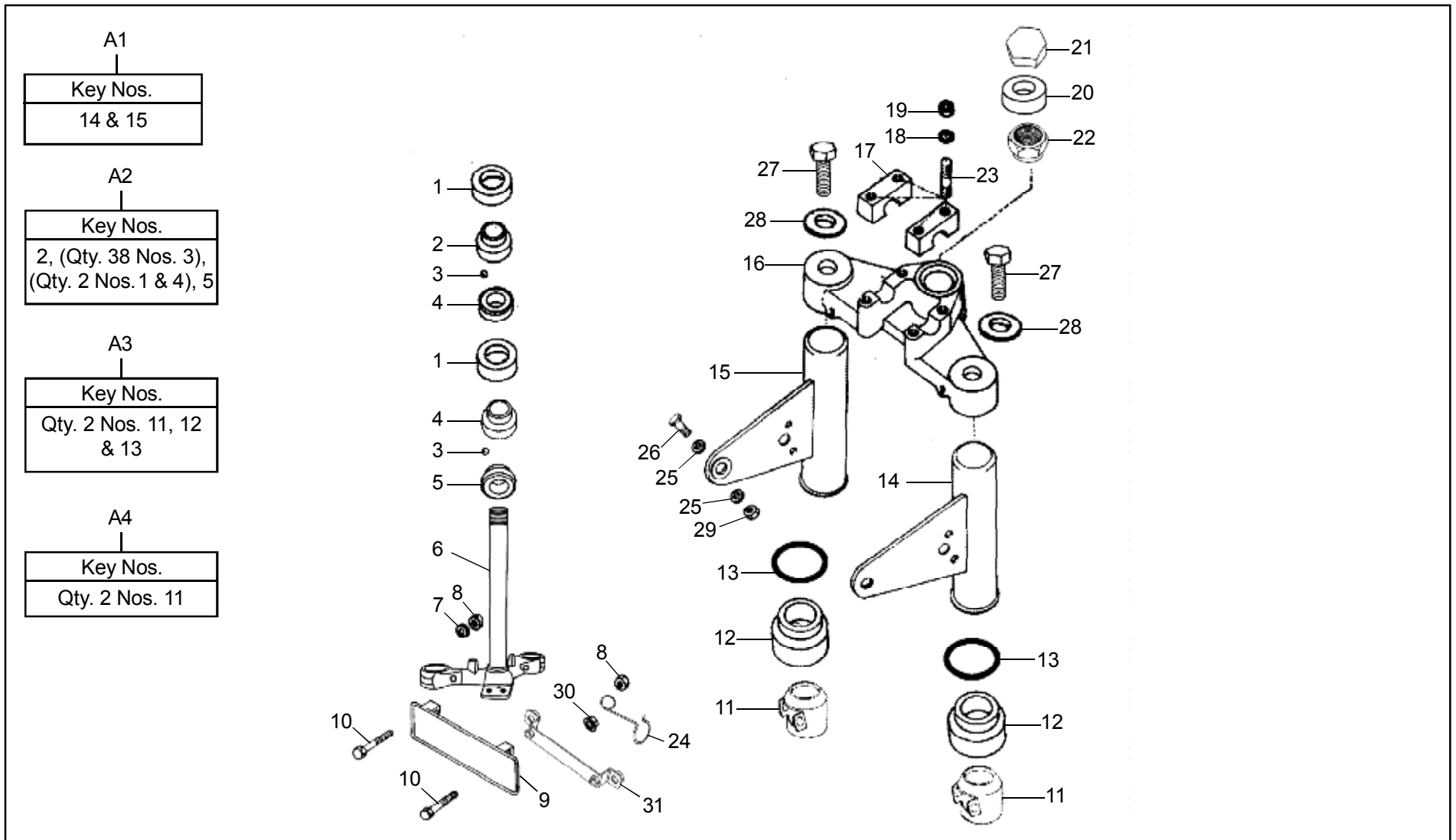
03-60 Head Bracket & Steering Stem Assembly



03-60 Head Bracket & Steering Stem Assembly

KEY No.	PART NUMBER	DESCRIPTION	QTY.	MODIFICATION DETAILS			REMARKS	MOQ Nos.
				PART No.	EFFECTIVE CH. No.	INT		
A1	597362	Head Lamp Holder Kit T'Bird	1				Old No. 597119	1
A2	597204	Ball Race Kit with Cover	2					1
A3	888121	Rubber Spacer, Bush and Cover Tube Short Kit - Plated	1					1
A4	597363	Cover Tube Kit	1					1
1	145446/A	Cover - Ball Race	2					20
2	144583/F	Ball Race, Head Lamp Casing	1					1
3	140201	Ball 6.35 mm (Dia 1/4")	38					50
4	144582/E	Ball Race, Frame	2					1
5	144581/F	Ball Race - Fork Crown	1					2
6	801269	Steering Stem Assembly Black	1					1
7	580339/A	Washer	1	586036/A		Y	Old Type, < Feb. '12 (N.S.), SB-687	
	586036/A	Plain Washer M8	1				New Type, >Mar.'12, SB-687	20
8	142182	Hex. Nut with Nylon Insert M8 X 1.25	2				SB - 684, 687	10
9	845001	Number Plate, Front	1	845021		Y		1
	845021	Front Number Plate White - Modified	1				New Type	1
10	580545/A	Hex Screw - Number Plate, Pinch Bolt M8 X 70	2				SB-687	20
11	521067/B	Cover Tube, Short - Plated	2					1
12	143906/B	Bush	2					4
13	140193/B	Rubber Spacer	2					14
14	521131/B	Head Lamp Holder LH	1					1
15	521132/B	Head Lamp Holder RH	1					1
16	804023	Head Bracket	1					1

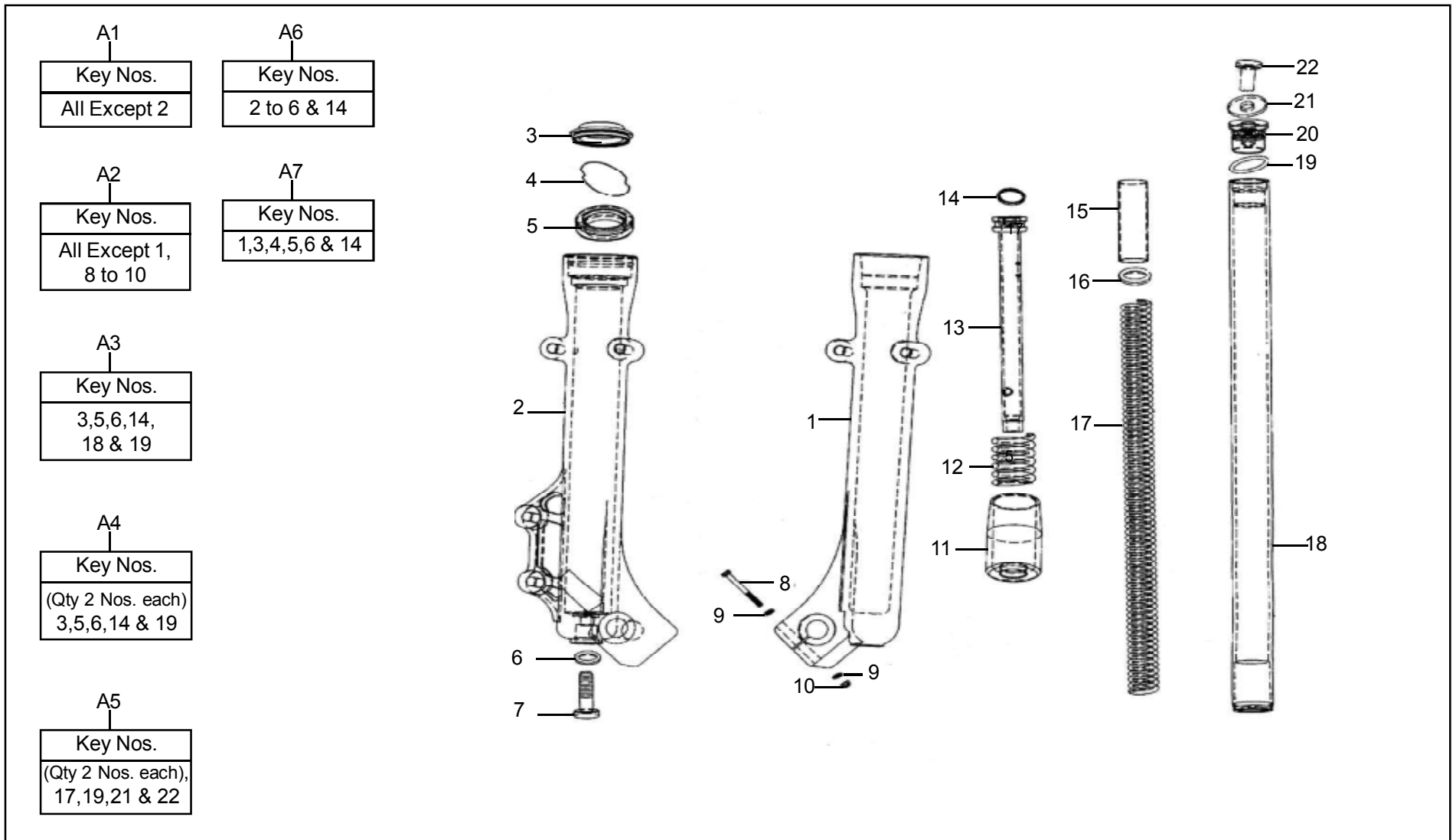
03-60 Head Bracket & Steering Stem Assembly



03-60 Head Bracket & Steering Stem Assembly

KEY No.	PART NUMBER	DESCRIPTION	QTY.	MODIFICATION DETAILS			REMARKS	MOQ Nos.
				PART No.	EFFECTIVE CH. No.	INT		
17	124168/7	Clamp, Handle Bar	2					2
18	140080/2	Plain Washer	4	586036/A		Y	Old Type, < Feb. '12 (N.S.), SB-687	50
	586036/A	Plain Washer	4				New Type, >Mar.'12, SB-687	20
19	146430/A	Nut - Domed Cap M8	4	145233		Y	N.S.	
	145233	Domed Cap Nut M8	4	146430/A		Y		10
20	521162/A	Cup - Lock Nut	1					10
21	521134/A	Lock Nut	1	521162/B		Y	SB-561	1
22	521133/B	Taper Lock Nut	1				SB-687	2
23	124169/9	Stud	4					10
24	560516/A	Clamp Holder (For Disc Brake Bikes)	1					10
25	140304/1	Plain Washer	4	586018/A		Y	Old Type, <Feb. '12 (N.S.) SB-560,575,687, SB34-2014	50
	586018/A	Plain Washer	4				New Type, >Mar.'12, SB-687	20
26	145862/A	Flange Hex. Bolt M8 X 20	2	586002/A		Y	Old Type, < Feb. '12 (N.S.), SB-565,687	1
	586002/A	Flange Hex. Bolt M8 X 20	2				New Type, >Mar.'12, SB-687	20
27	146231	Bolt M10 X 1.25	2					2
28	146230	Washer Stainless Steel	2	147076/A		Y		20
	147076/A	Washer - Front Fork Top Bolt	2					20
29	145867/A	Flange Hex. Nut M8 X 1.25	2				SB - 546, 685, 687	10
30	145867/A	Flange Hex. Nut M8 X 1.25	1	586005/A		Y	Old Type, <Feb. '12 (N.S.) SB - 546, 685, 687	10
	586005/A	Flange Hex. Nut M8 X 1.25 X 8	1				New Type, > Mar. '12 SB-687	10
31	580867/A	Bracket Assembly Front Number Plate (New Type)	1	867057		Y		1

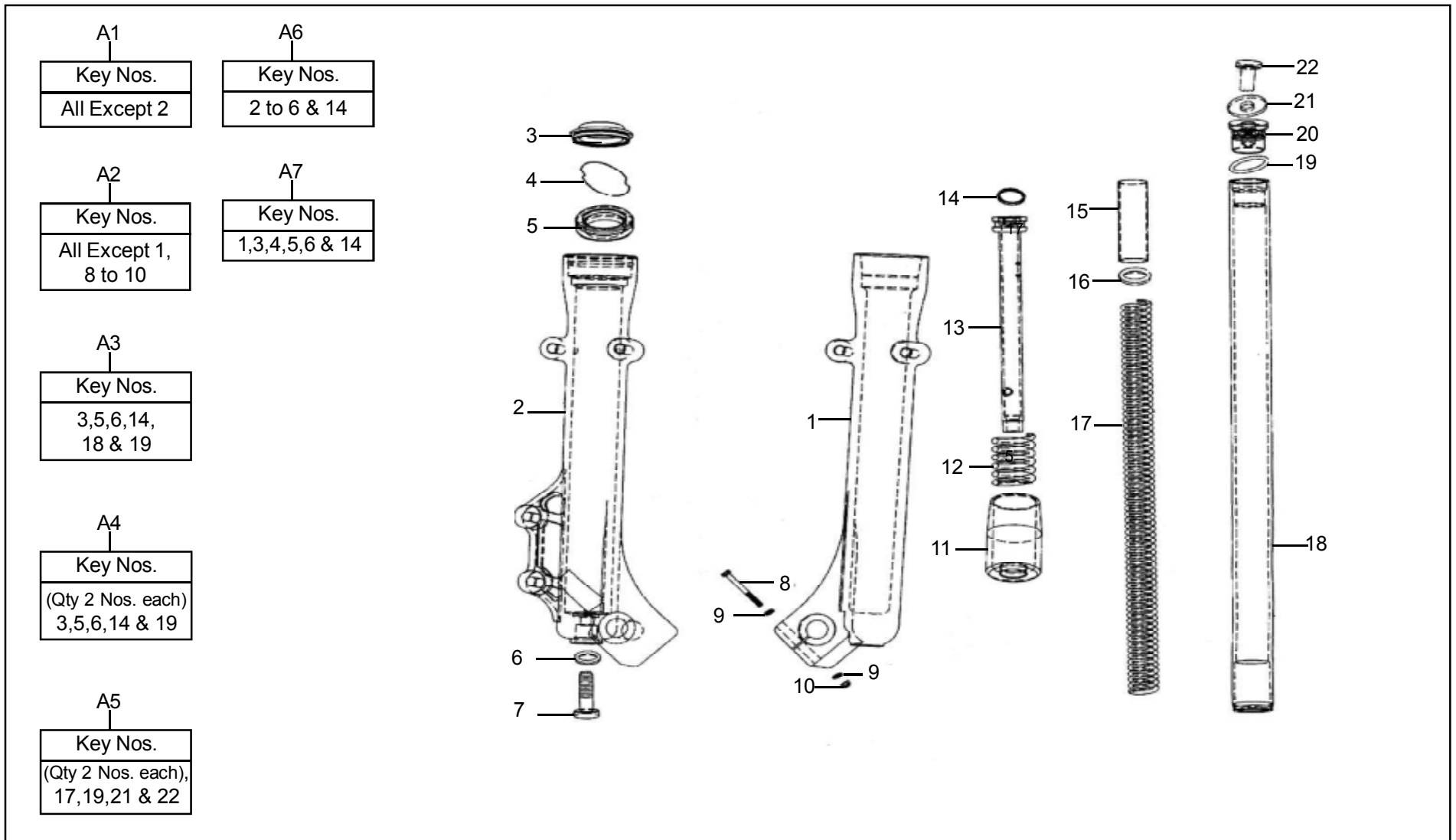
03-70 Front Fork Assembly (GIL)



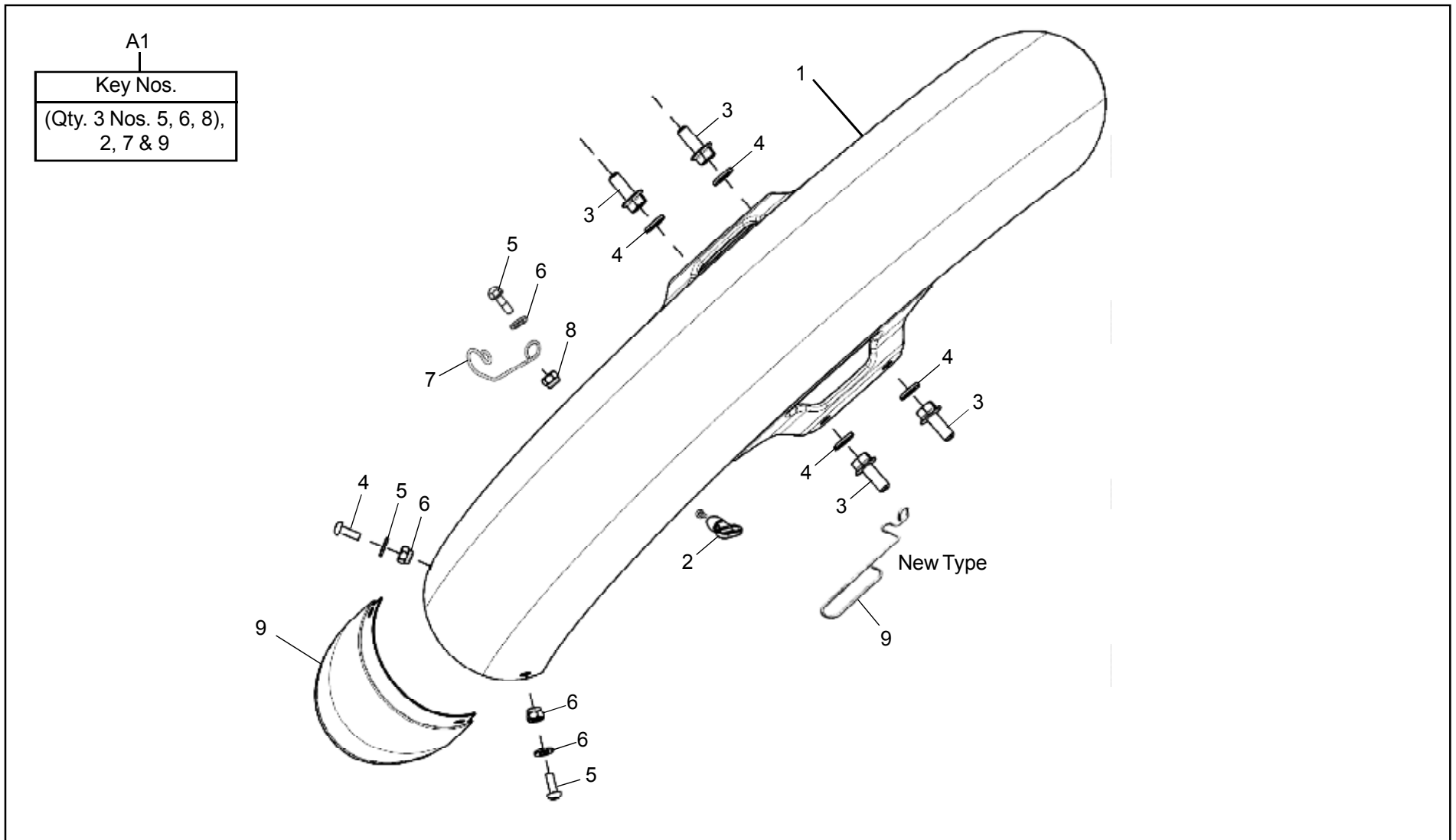
03-70 Front Fork Assembly (GIL)

KEY No.	PART NUMBER	DESCRIPTION	QTY.	MODIFICATION DETAILS			REMARKS	MOQ Nos.
				PART No.	EFFECTIVE CH. No.	INT		
A1	145940/B	Fork End RH Assembly (Disc)	1				SB - 490	1
A2	145941/B	Fork End LH Assembly (Disc)	1				SB - 490	1
A3	888027	Fork Pipe Spining Repair Kit	1					1
A4	888030	Fork Oil Seal, 'O' Ring & Piston Ring Kit	1					1
A5	888031	Main Spring Fork Major Kit	1					1
A6	888029	Bottom Tube LH Sub Assembly Kit	1					1
A7	888028	Bottom Tube RH Sub Assembly Kit	1					1
1	146212	Bottom Tube RH (Disc) - Fork End RH	1					1
2	146213	Bottom Tube LH (Disc) - Fork End LH	1					1
3	146219	Seal, Dust	2					2
4	146218	Circlip	2					20
5	146217	Oil Seal	2				SPM-012	2
6	146221	Gasket (Copper Washer)	2					20
7	146222	Bolt Hex Socket Head (M10 x 1.25)	2					5
8	146236	Hex. Bolt Socket Head M6 X 1 X 65 GIL T1 Fork Assy.	1	560564		Y	Old Type	10
	560564	Hex. Bolt M6*55	1					10
9	146237	Washer	2	586032/A		Y	Old Type	30
	586032/A	Plain Washer	2				New Type, SB-687	20
10	146238	Nyloc Nut	1				Alt. No. 141306/2	20
11	146220	Oil Control Collar - Tapper Spindle	2					2
12	146216	Spring Short	2					10
13	146215	Spring Stud Assembly (Piston)	2					1
14	146226	Piston Ring	2					10

03-70 Front Fork Assembly (GIL)



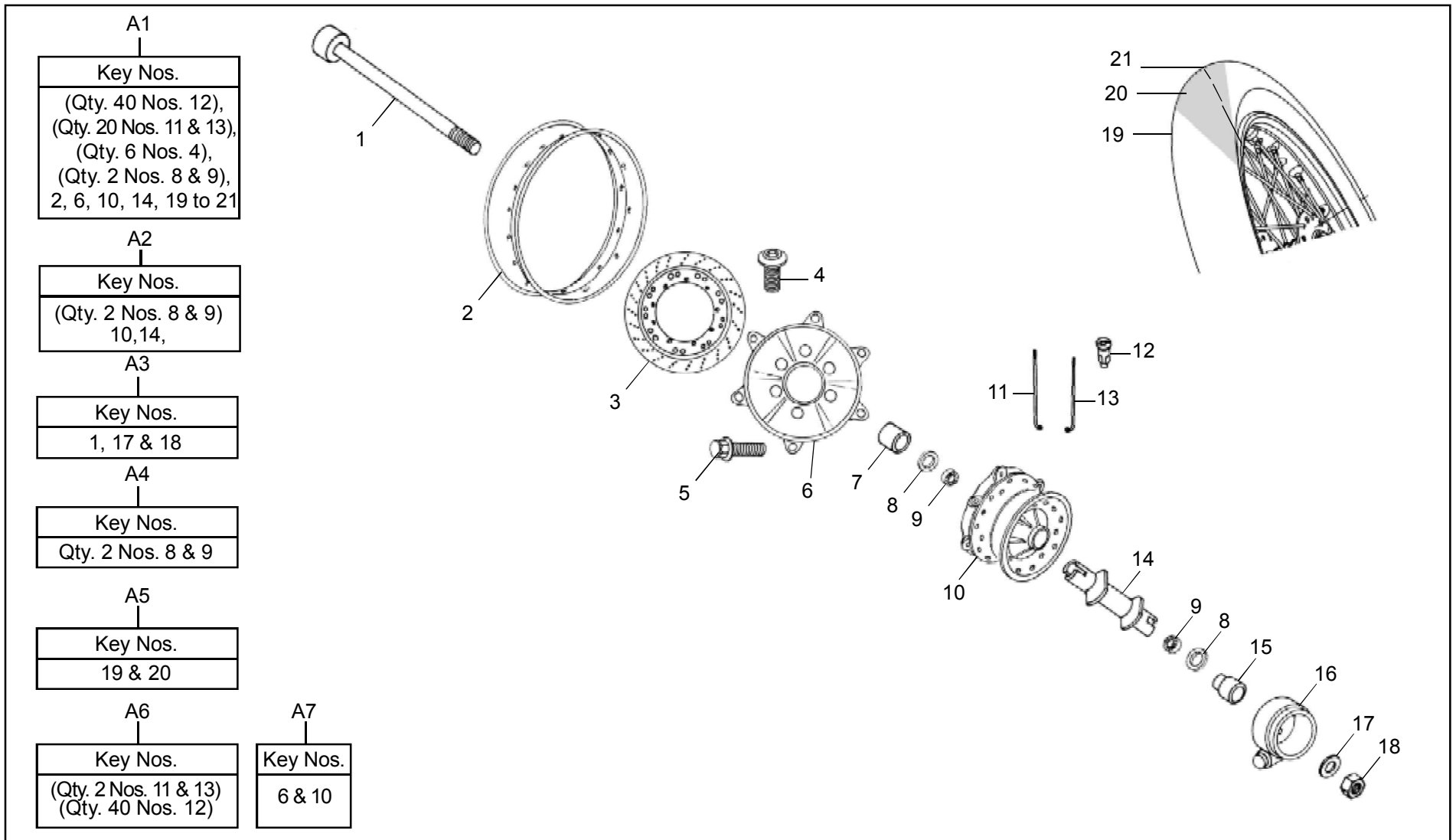
03-80 Front Mudguard Assembly



03-80 Front Mudguard Assembly

KEY No.	PART NUMBER	DESCRIPTION	QTY.	MODIFICATION DETAILS			REMARKS	MOQ Nos.
				PART No.	EFFECTIVE CH. No.	INT		
A1	888116	Front Mudguard Extension and Clip Kit - TBTS	1					1
1	855005	Front Mudguard, Jet Black	1				N.S., SB - 611	
	855009	Front Mudguard, Jet Black	1				New Type	1
	856005	Front Mudguard, MTL Red	1				N.S., SB - 611	
	856009	Front Mudguard, MTL Red	1				New Type	1
	857005	Front Mudguard, Silver MTL	1				N.S., SB - 611	
	857010	Front Mudguard, Silver MTL	1				New Type	1
	858005	Front Mudguard, Blue MTL	1				N.S., SB - 611	
	858009	Front Mudguard, Blue MTL	1				New Type	1
2	142532/B	Cable Guide - Rubber	1				Old Type, N.S., SB - 593, 611	
	580229/B	Clip - Speedo Cable - Metal Guide	1				New Type	20
3	580349/A	Flange Hex Bolt M8 x 20	4	586002/A		Y	Old Type, < Feb. '12 (N.S.), SB-687	10
	586002/A	Flange Hex Bolt M8 x 20	4	145862/A		Y	New Type, >Mar.'12, SB-687	20
4	210026	Spring Washer M8 (Zinc Passivation)	4	586038/A		Y	SB-565, 687	50
	586038/A	Spring Washer (Zinc-Iron Passivation)	4				New Type, SB-687	20
5	145882/A	Cross Recessed Pan Head Screw M6 X 14	3					10
6	141061/1	Punched Washer 6.4	3				SB - 477, 684, 687	50
7	560516/A	Clamp Holder - Brake Hose	1					10
8	141306/2	Hex. Nut with Nyloc Insert M6	3				SB - 684, 687	20
9	146797/A	Mudguard Extension	1					5
10	845012	Front Mudguard - Milky White	1				Police Bike	1
	845017	Front Mudguard - Milky White	1				Police Bike	1

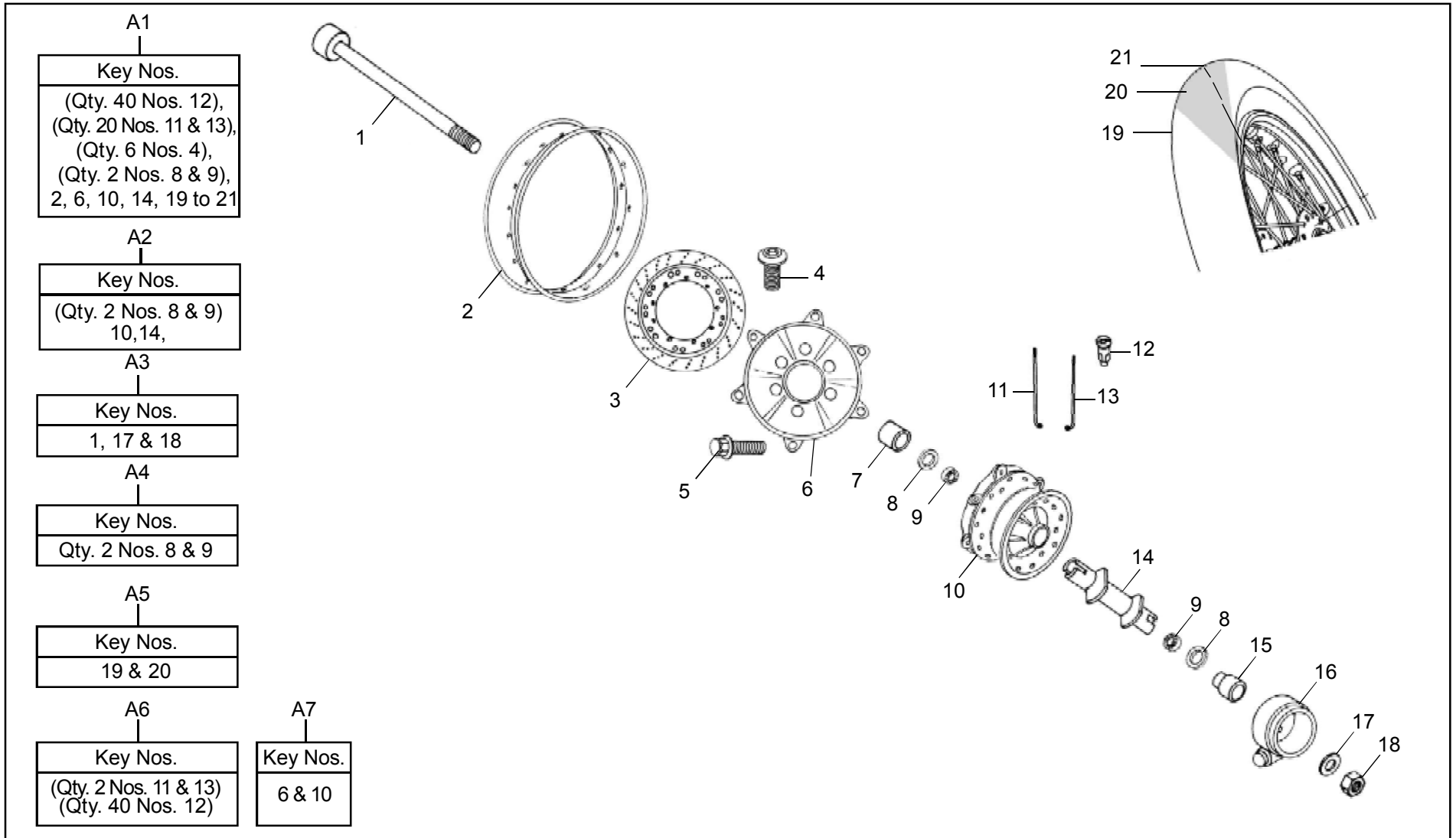
03-90 Front Wheel Assembly



03-90 Front Wheel Assembly

KEY No.	PART NUMBER	DESCRIPTION	QTY.	MODIFICATION DETAILS			REMARKS	MOQ Nos.
				PART No.	EFFECTIVE CH. No.	INT		
A1	147285/D	Front Wheel Sub Assembly 3.25 X 19" - Disc Type	1				SB-540,541, SB 29-2014	1
A2	888120	Front Hub Sub Assembly - Disc (TBTS)	1					1
A3	888097	Front Wheel Spindle Kit - Disc (TBTS)	1					1
A4	888118	Front Wheel Bearing & Seal Kit - Disc (TBTS)	1					1
A5	888048	Front Wheel Tyre & Tube Kit - 3.25 X 19"	1				SPM-03	1
A6	888119	Front Wheel Spokes & Nipple Kit - Disc (TBTS)	1					1
A7	597273	Front Hub Sub Kit for Disc (TBTS)	1					1
1	560520/E	Spindle	1				N.S, SB - 515	
	560679/B	Spindle	1				SB - 515, 687	1
2	141133/B	Wheel Rim WM 1.85" X 19" (2mm THK)	1	147507/A		Y	SB-540, Old Type, N.S.	1
	147507/A	Wheel Rim WM 1.85" X 19" (1.5mm THK)	1				SB - 540	1
3	147652/B	Disc Front	1				Alt. No. 147652/A (BBI)	1
4	560530/E	Socket Button Head Cap Screw	6	560530/D		Y	SB-687	4
5	560546/A	Hex. Flange Bolt M8 X 25	6				SB-687	6
6	804028	Adaptor Plate - Silver Ash	1					1
7	560523/E	Spacer	1	593063/C		Y	Old Type, < Feb.'12 (N.S.), SB-512, 687	5
	593063/C	Spacer	1				New Type, >Mar.'12, SB-687	5
8	141109/1	Grease Seal	2					5
9	145552/B	Bearing 6203.RS1-C3(17X40X12) - Single Side Sealed	2	150324/A		Y	SB-541, Old Type, N.S.	
	150324/A	Bearing 6203 Deep Grove (Double Side Sealed)	2				SB-541, New Type	2
10	804027	Hub, Front Brake Disc (Powder Coated)	1					1
11	560502/D	Spokes, Long 19" (Inner)	20					20

03-90 Front Wheel Assembly

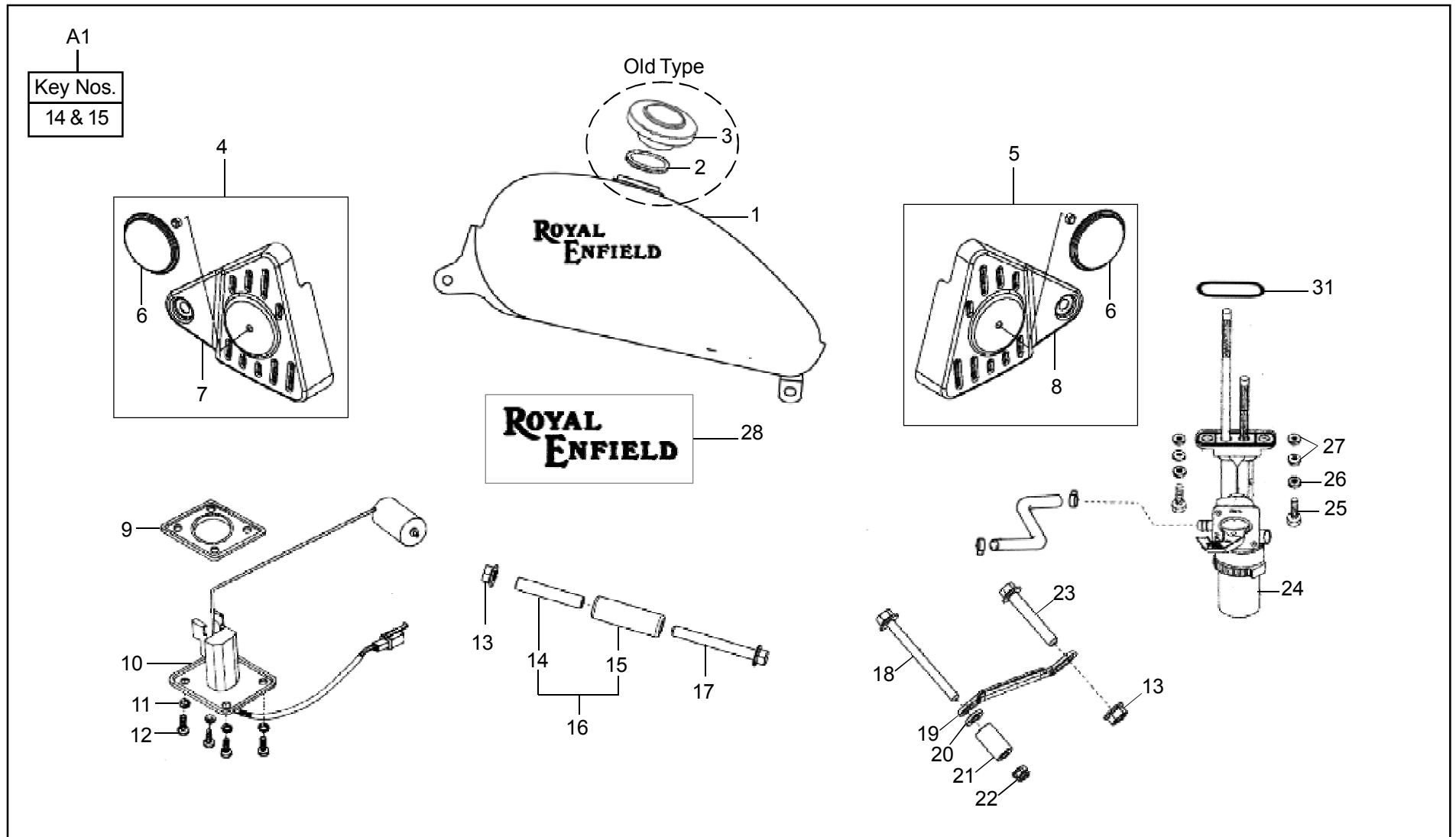


04-00 Fuel Tank Assembly

109

KEY No.	PART NUMBER	DESCRIPTION	QTY.	MODIFICATION DETAILS			REMARKS	MOQ Nos.
				PART No.	EFFECTIVE CH. No.	INT		
A1	888336	Tank Bush & Sleeve Assembly Kit - Long	1					1
1	855001	Fuel Tank with Stickers, Jet Black	1					1
	856001	Fuel Tank with Stickers, MTL Red	1					1
	857001	Fuel Tank with Stickers, Silver MTL	1					1
	858001	Fuel Tank with Stickers, Blue MTL	1				N.S.	1
2	140536	Washer Flat Rubber - Petrol Tank Filler Cap	1	591883/A		N	Child applicable for 143180/B	10
	591883/A	Washer Flat Rubber - Petrol Tank Filler Cap - T 2mm	1	147736/A		N	New Type, as Required	1
	147736/A	Cap Gasket T 4mm - Fuel Tank	1		4MM Thickness	N	As per requirement	10
3	597128	Fuel Tank Cap with Key	1				Old Type	1
4	801557	Tank Decor Assembly LH	1					1
5	801556	Tank Decor Assembly RH	1					1
6	580303/A	Reflex Reflector with Nut	2	580030/A		Y	N.S.	2
	580030/A	Reflex Reflector TBTS	2					2
7	580297/A	Decor Assembly LH	1				N.S., Served in Kit Ref. Key No. 4	
8	580296/A	Decor Assembly RH	1				N.S., Served in Kit Ref. Key No. 5	
9	170374	Gasket - Fuel Gauge	1					5
10	170372/B	Fuel Guage Unit - Level Sensor	1				SB - 594	1
11	141061/1	Plain Washer M6.4	4	586032/A		Y	Old Type, <Feb.'12 (N.S.) SB - 477, 684, 687	20
	586032/A	Plain Washer M6	4				New Type, >Mar.'12, SB-687	20
12	141093	Hex. Screw, M6 X 10	4	142274		Y	N.S., SB-500,638,687	
	142274	Hex. Bolt M6X1X12	4				Alt.No. 591702/A SB-477, 687	20

04-00 Fuel Tank Assembly

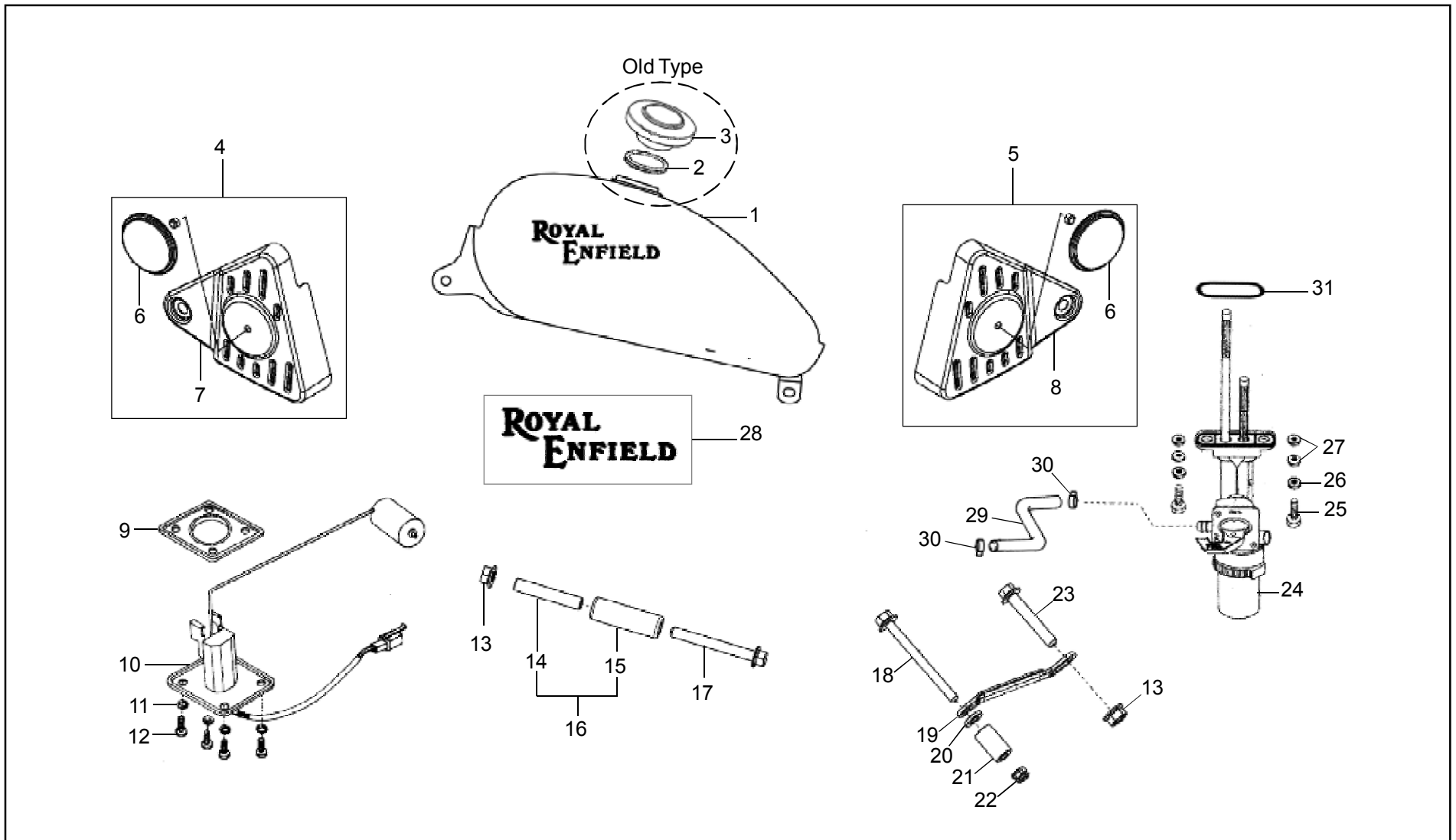


04-00 Fuel Tank Assembly

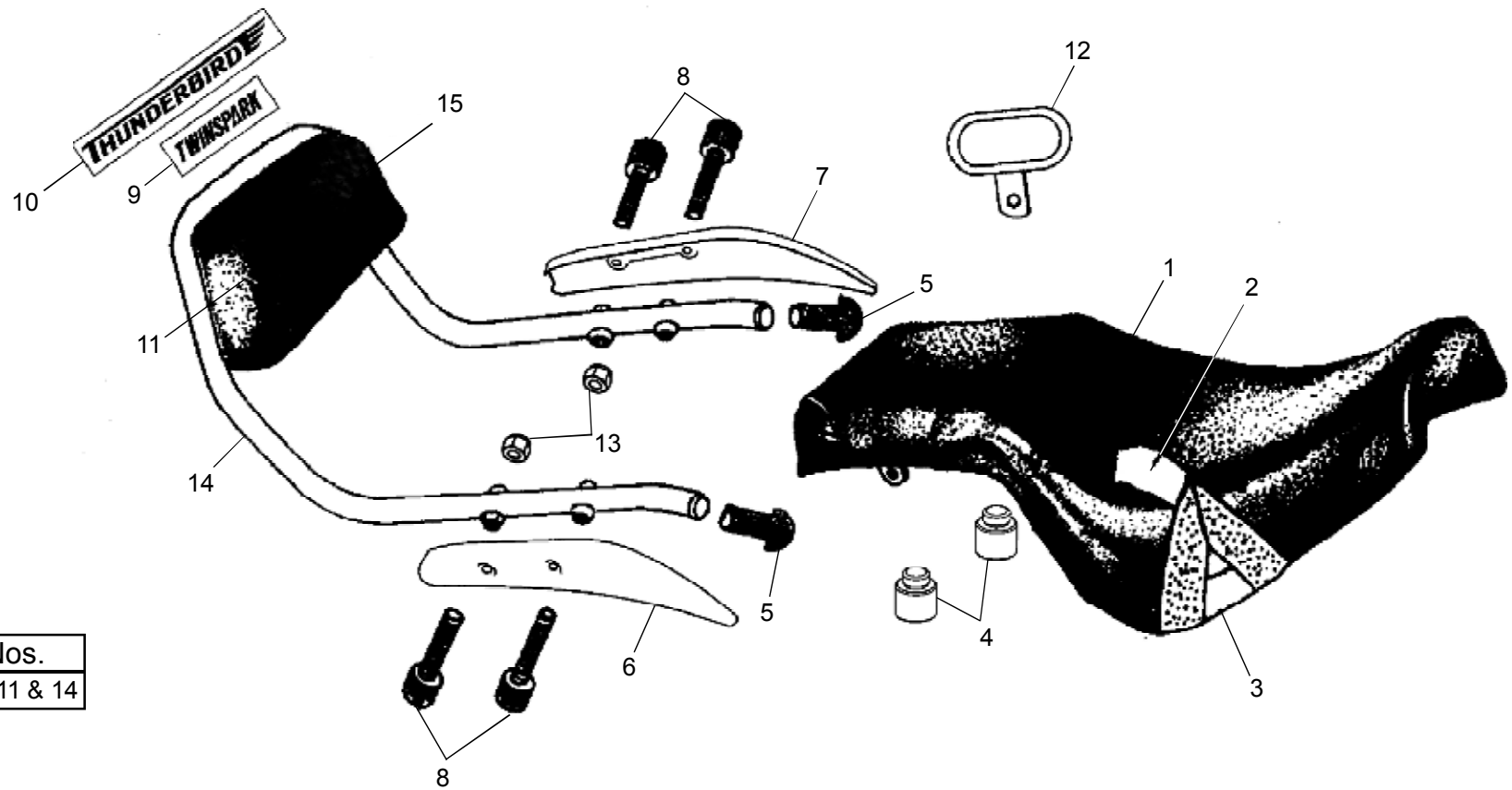
111

KEY No.	PART NUMBER	DESCRIPTION	QTY.	MODIFICATION DETAILS			REMARKS	MOQ Nos.
				PART No.	EFFECTIVE CH. No.	INT		
13	580336/A	Flange Hex Nut M10 X 1.25	2	593011/C		Y	Old Type, < Feb. '12 (N.S.)	10
	593011/C	Flange Hex Nut M10 X 1.25	2	586082/A		Y	New Type, >Mar.'12, SB-687, SPM-07	50
	586082/A	Flanged 'U' Nut M10 X 1.25	2					20
14	145368/A	Sleeve - Long	1				Old Type, < Aug. '11	4
	147891/A	Sleeve - Short	1				New Type, > Sep. '11	4
	145870/A	Fuel Tank Sleeve - Long	1					4
15	145369/A	Tube	1				Old Type, < Aug. '11	1
	147372/B	Tube	1				New Type, >Sep.'11 SB-460, SPM-07	1
16	110422	Sleeve Assembly & Bush Kit Fuel Tank - Short	1					10
17	593165/A	Hex. Flanged Bolt M10 X 1.25 X 95	1					5
	580335/A	Flanged Hex Bolt M10 X 85	1	593009/C		Y	Old Type, < Feb. '12 (N.S.), SB-687	50
	593009/C	Flanged Hex Bolt M10 X 85	1				New Type, > Mar. '12 SB-687	50
18	570020	Hex. Flange Bolt M8 X 1.25 X 100	1	570175/B		Y	New Type	10
	570175/B	Flanged Hex. Bolt M8 X 90	1				Alt. No. 594210/B	50
19	570262/F	Steady Bracket Cylinder Head	1				SB - 598	10
20	570299/A	Spacer Steady Bracket	1	586056/A		Y	Old Type, < Feb. '12 (N.S.), SB-687	20
	586056/A	Spacer Steady Bracket	1				New Type, >Mar.'12, SB-687	10
21	500829	Spacer	1	500829/A		Y	N.S.	
	570263/B	Spacer	1				SB-687	5

04-00 Fuel Tank Assembly



04-10 Seat Assembly



A1
Key Nos.
5, 9, 10, 11 & 14

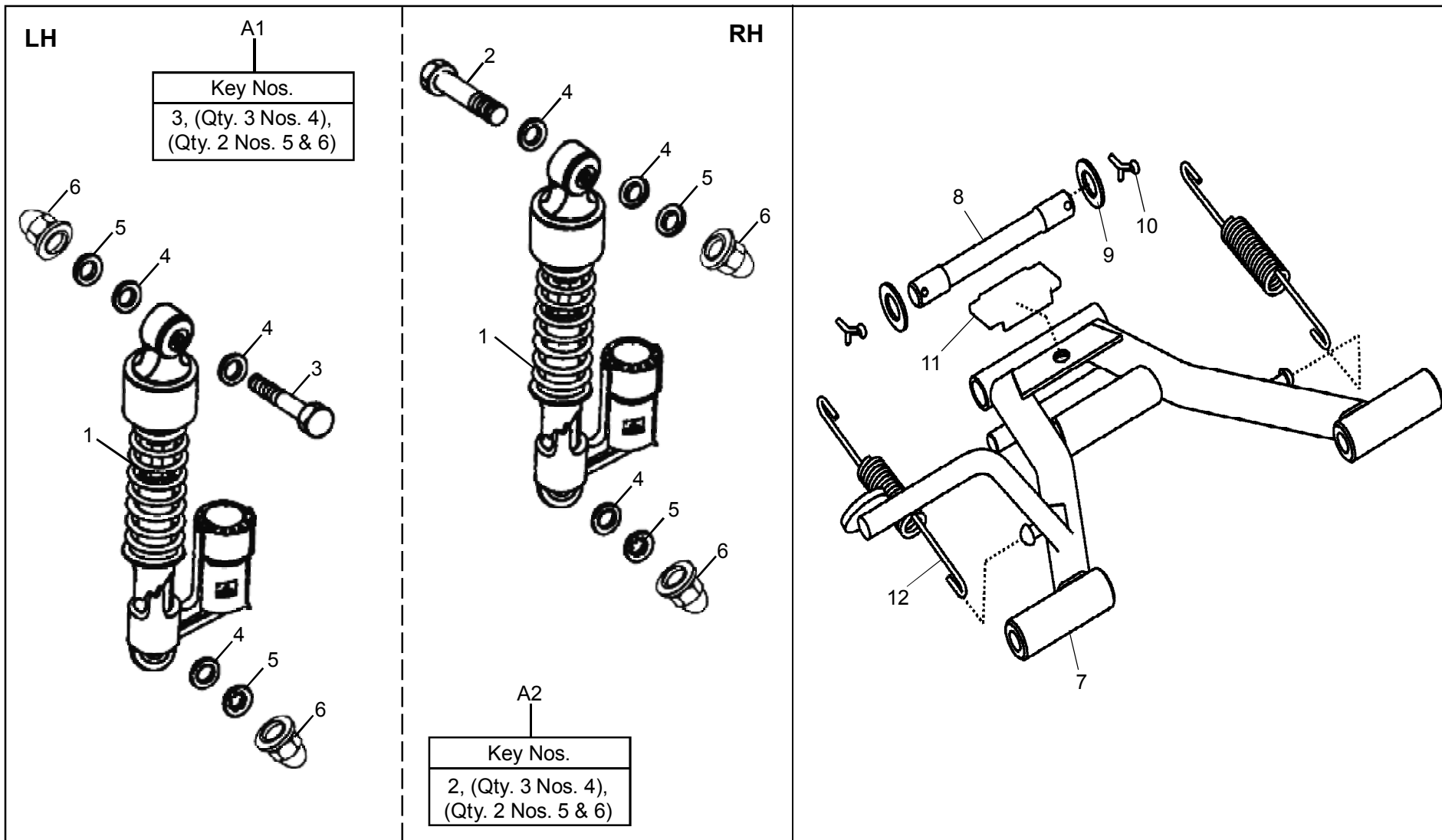
15
Key Nos.
5, 11 & 14

04-10 Seat Assembly

115

KEY No.	PART NUMBER	DESCRIPTION	QTY.	MODIFICATION DETAILS			REMARKS	MOQ Nos.
				PART No.	EFFECTIVE CH. No.	INT		
A1	580544/A	Back Rest Assembly with Sticker	1	580544/C		Y		1
1	580292/A	Seat Assembly	1				Seat Pan Weld Nut, Alt. Ref. A2, SB - 657	1
2	580411/A	Seat Cover - TBTS	1	521157		Y		1
	521157	Seat Cover - Thunderbird	1					1
3	801546	Seat Pan Complete - TBTS	1	521081/H		Y	Alt. No. 580233/B	5
	521081/H	Seat Pan Complete - T1	1					1
4	580290/A	Seat Support - TB	2	521116/D		Y		10
	521116/D	Support Seat Assembly Thunderbird	2					5
5	521110	Plug	2	521110/A		Y		10
6	580247/A	Decor - Back Rest RH	1					1
7	580248/A	Decor - Back Rest LH	1					1
8	580122/A	Hex Socket Head Cap Screw M8 X 48	4	580122/B		Y	SB-687	10
9	580548/A	Twinspark Sticker - Black	1					10
	580549/A	Twinspark Sticker - Red	1					2
	580550/A	Twinspark Sticker - Blue	1					10
	580551/A	Twinspark Sticker - Silver	1					10
10	521086/A	Sticker Thunderbird	1				SB-559	1
11	580572	Cushion Assembly, Back Rest with Screws	1	521085/B		Y		1
	521085/B	Back Rest Assembly - T1	1					1
12	580431/E	Side Handle - LH	1				SB-566	1
13	580340/A	Hex Nyloc Nut M8 (Old Type)	2				SB-657,687, < Feb. '12 (N.S.)	20
	586004/A	Hex Nyloc Nut M8	2				New Type, > Mar. '12	50
14	580547	Tube - Back Rest Assy.	1	580547/B		Y		1
15	580543/A	Back Rest Assy. without Sticker - TBTS	1				> 2008	1

05-00 Rear Shock Absorbers & Center Stand Assembly



05-00 Rear Shock Absorbers & Center Stand Assembly

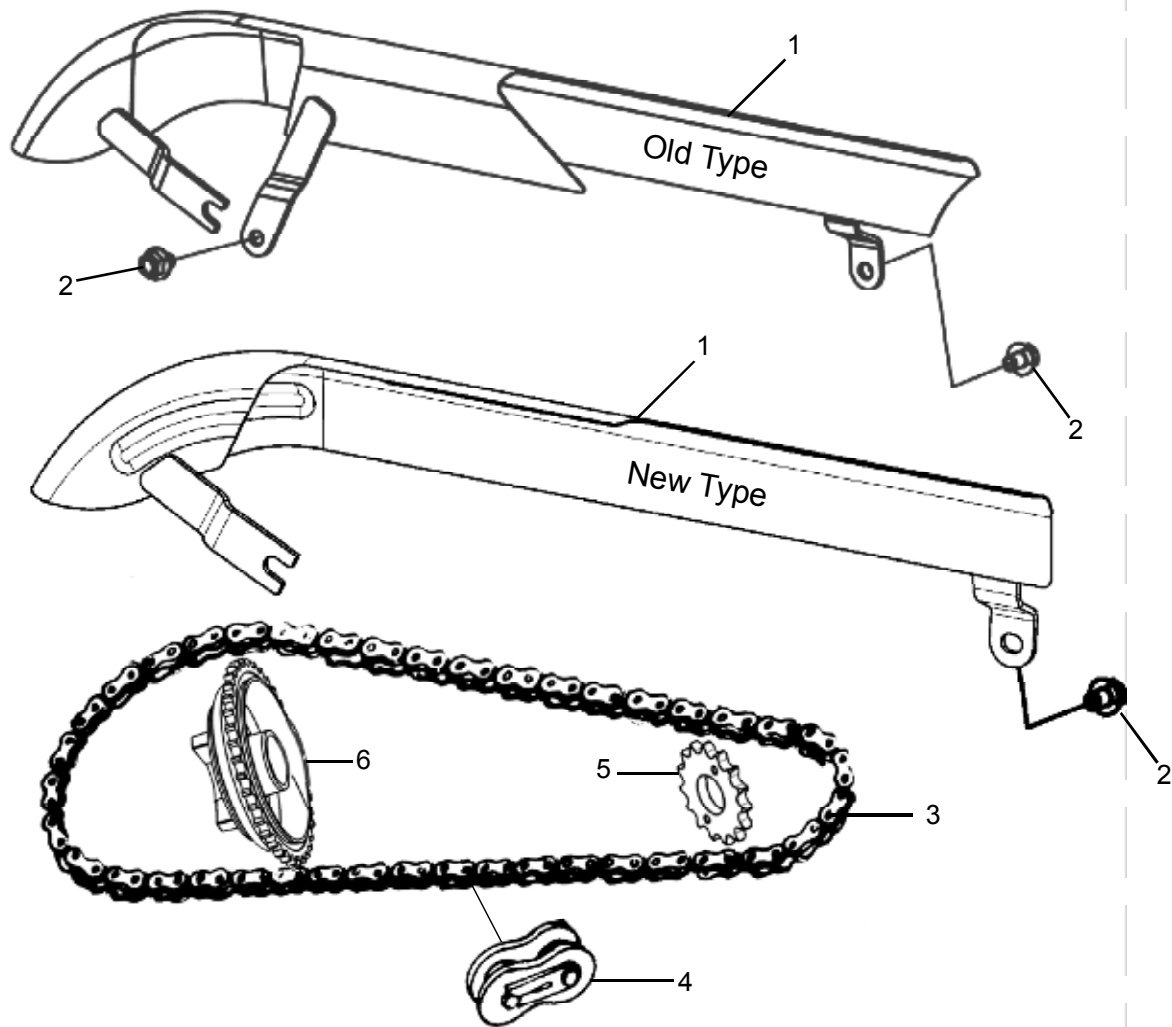
117

KEY No.	PART NUMBER	DESCRIPTION	QTY.	MODIFICATION DETAILS			REMARKS	MOQ Nos.
				PART No.	EFFECTIVE CH. No.	INT		
A1	888099	Bolt, Washer & Nut Kit LH Rear Shocks	1					1
A2	888098	Bolt, Washer & Nut Kit RH Rear Shocks	1					1
1	146347/D	Shock Absorber - Gas filled	2				SB 73-2014	2
2	170399/A	Hex Bolt - 3/8" X 45 (For RH side only)	1	593110/B		Y	Old Type, <Feb.'12 (N.S.), SB-687	5
	593110/B	Hex Bolt - 3/8" X 45 (For RH side only)	1				New Type, > Mar. '12, Alt. No. 580642/A, SB-687	5
3	111696/1	Hex Bolt - 3/8" BSF X 2" (For LH side only)	1	593113/B		Y	Old Type, <Feb.'12 (N.S.), SB-687	5
	593113/B	Hex Bolt - 3/8" BSF X 2" (For LH side only) - 50MM	1				New Type, >Mar.'12, SB-687	10
4	140304/1	Plain Washer	6	586018/A		Y	Old Type, < Feb. '12 (N.S.) SB-560,575,687, SB 34-2014	50
	586018/A	Plain Washer	6				New Type, >Mar.'12, SB-687	20
5	143407	Spring Lock Washer (Old Type)	4	586019/A		Y	N.S., < Feb.'12, SB-687, SB36-2014	50
	586019/A	Spring Lock Washer (New Type)	4				>Mar.'12, SB-687, SB 36-2014	20
6	170352/1	Dome Cap Nut (3/8" BSF)	4				SB-687	4
7	801531	Center Stand	1					1
8	580295/A	Spindle, Center Stand	1				Old Type, N.S., SB-664,687	
	591393/B	Spindle, Center Stand	1	586015/A		Y	Old Type, <Feb.'12 (N.S.), SB-687	5
	586015/A	Spindle, Center Stand	1				New Type, >Mar.'12, SB-687	5
9	141234	Plain Washer - Spacer	2	586016/A		Y	Old Type, < Feb. '12 (N.S.), SB-687	20
	586016/A	Plain Washer	2				New Type, >Mar.'12, SB-687	20
10	580361/A	Split Pin	2	586017/A		Y	Old Type, < Feb. '12 (N.S.), SB-687	20
	586017/A	Split Pin	2				New Type, >Mar.'12, SB-687	20
11	145186/C	Rubber Stop	1					10
12	144766/A	Spring Black Painted (L 158 MM)	2	147849/A		Y		2
	591991/B	Spring Side Stand Black (Powder Coated) (L 158 MM)	2	147849/A		Y		10
	147849/A	Spring Plated (L 158 MM)	2					2

05-10 Rear Chain & Guard

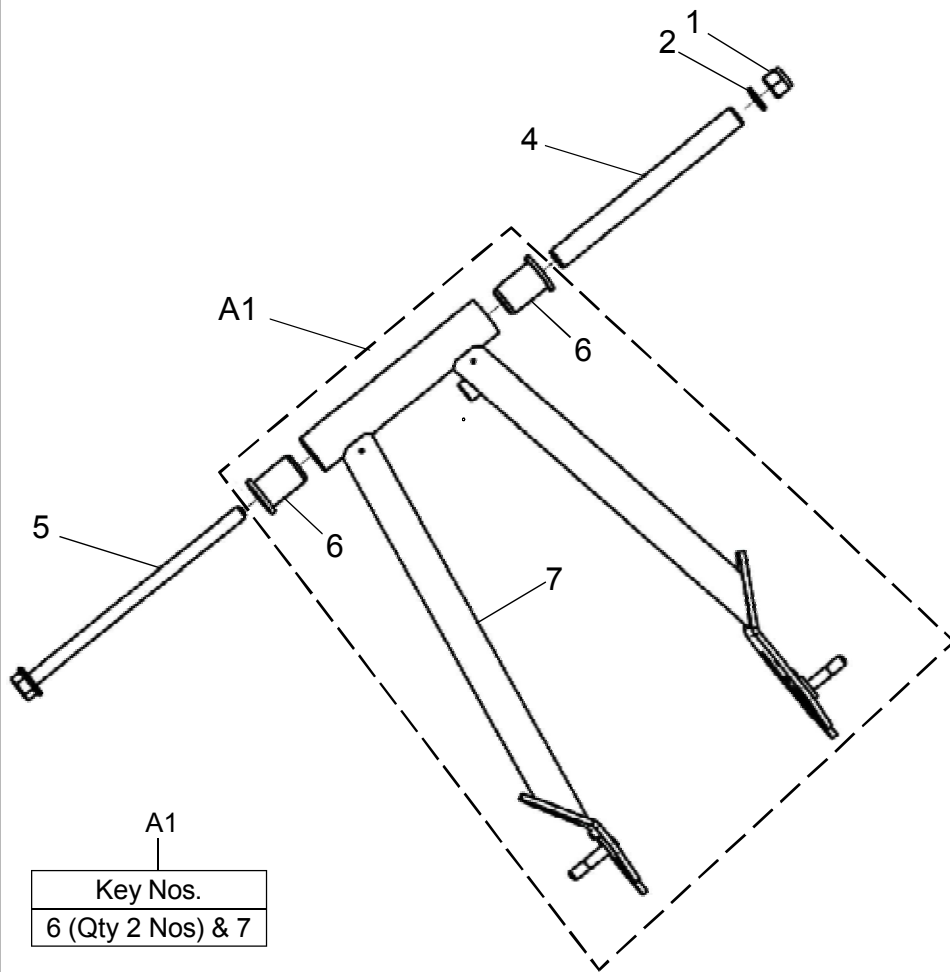
A1

Key Nos.
3, 4, 5 & 6

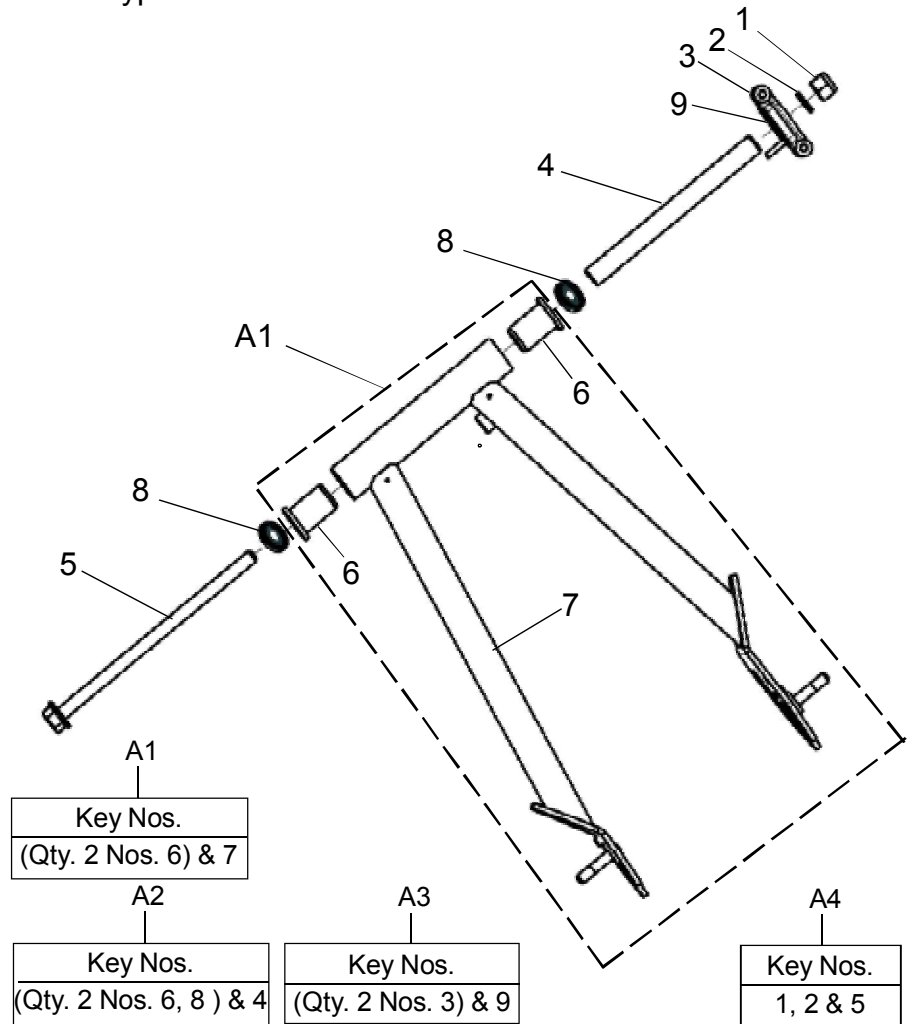


05-20 Swing Arm Assembly

Old Type



New Type



05-30 Rear Wheel Assembly

A1

Key Nos.
1,2,14 to 19, (Qty. 2 Nos. 20), 21,22,26 to 29

A2

Key Nos.
14 to 19, (Qty. 2 Nos. 20), 21 & 22

A3

Key Nos.
17, 19, (Qty. 2 Nos. 20), 21 & 22

A4

Key Nos.
1 & 28

A5

Key Nos.
4, 19, (Qty. 2 Nos. 20), 22 & 30

A6

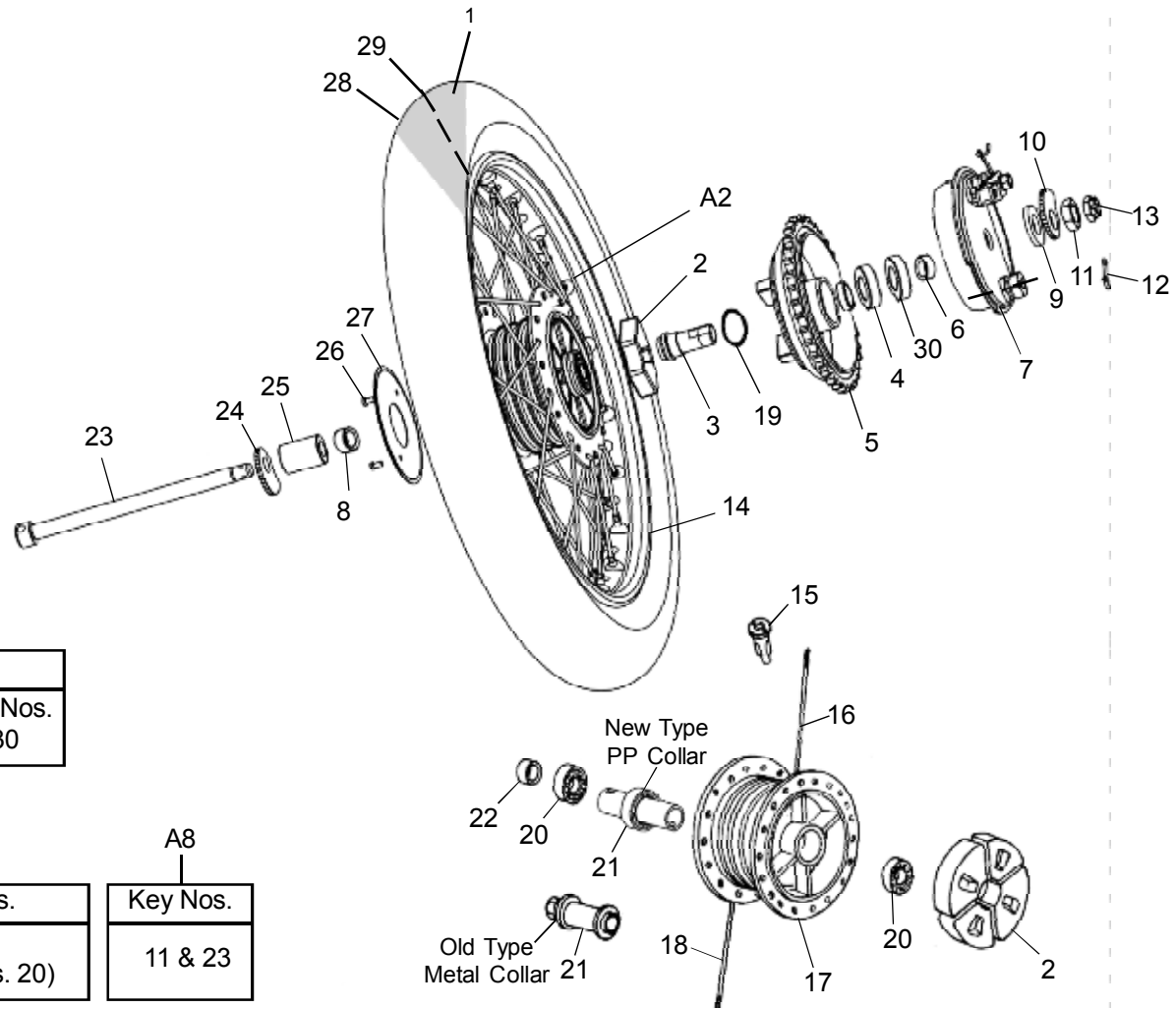
Key Nos.
(Qty. 40 Nos. 15), (Qty 20 Nos.16 & 18)

A7

Key Nos.
4, 30 (Qty. 2 Nos. 20)

A8

Key Nos.
11 & 23



05-30 Rear Wheel Assembly

KEY No.	PART NUMBER	DESCRIPTION	QTY.	MODIFICATION DETAILS			REMARKS	MOQ Nos.
				PART No.	EFFECTIVE CH. No.	INT		
A1	580170/E	Rear Wheel Assembly with Tyre	1				SB - 540, 541	1
A2	580427/B	Rear Wheel Sub Assembly without Tyre & Tube 3.50 X 19"	1					1
A3	170547/A	Rear Hub Assembly	1					1
A4	888053	Rear Tyre & Tube Kit - 3.50 X 19"	1				SPM-03	1
A5	888080	Bearing, 'O' Ring and Seal Kit Rear Wheel (TBTS)	1					1
A6	112153	Wheel Spokes and Nipple Kit - Rear 19" Drum	1					1
	597036	Rear Wheel Spokes & Nipple Kit Rear - 19" Drum (SS)	1					1
A7	144296	Rear Wheel Bearing Kit	1					1
A8	888177	Rear Spindle & Nut Kit	1					1
1	141769	Tube Rear 3.50 X 19"	1					1
2	144471/A	Cushion Rubber - Rear Hub	4					4
3	580355/A	Spindle, Short	1				Old Type, N.S., SB-618,687	
	141114/B	Spindle, Short	1	586011/A		Y	Old Type, < Feb. '12 (N.S.), SB-687	1
	586011/A	Spindle, Short	1				New Type, >Mar.'12, SB-687	1
4	145553/B	Bearing 6005 C3	1					1
5	801479	Sprocket Drum	1					1
6	580356/A	Distance Piece (Black)	1	141115/C		Y	SB-664, Old Type, N.S.	
	141115/C	Distance Piece (Silver)	1				New Type	5
7	580182/B	Cover Plate (Sub) Assembly - Complete	1					1
8	580354/A	Distance Collar - Stepped	1	141119/C		Y	N.S., SB - 664	
	141119/C	Distance Collar -	1					5

05-30 Rear Wheel Assembly

A1

Key Nos.
1,2,14 to 19, (Qty. 2 Nos. 20), 21,22,26 to 29

A2

Key Nos.
14 to 19, (Qty. 2 Nos. 20), 21 & 22

A3

Key Nos.
17, 19, (Qty. 2 Nos. 20), 21 & 22

A4

Key Nos.
1 & 28

A5

Key Nos.
4, 19, (Qty. 2 Nos. 20), 22 & 30

A6

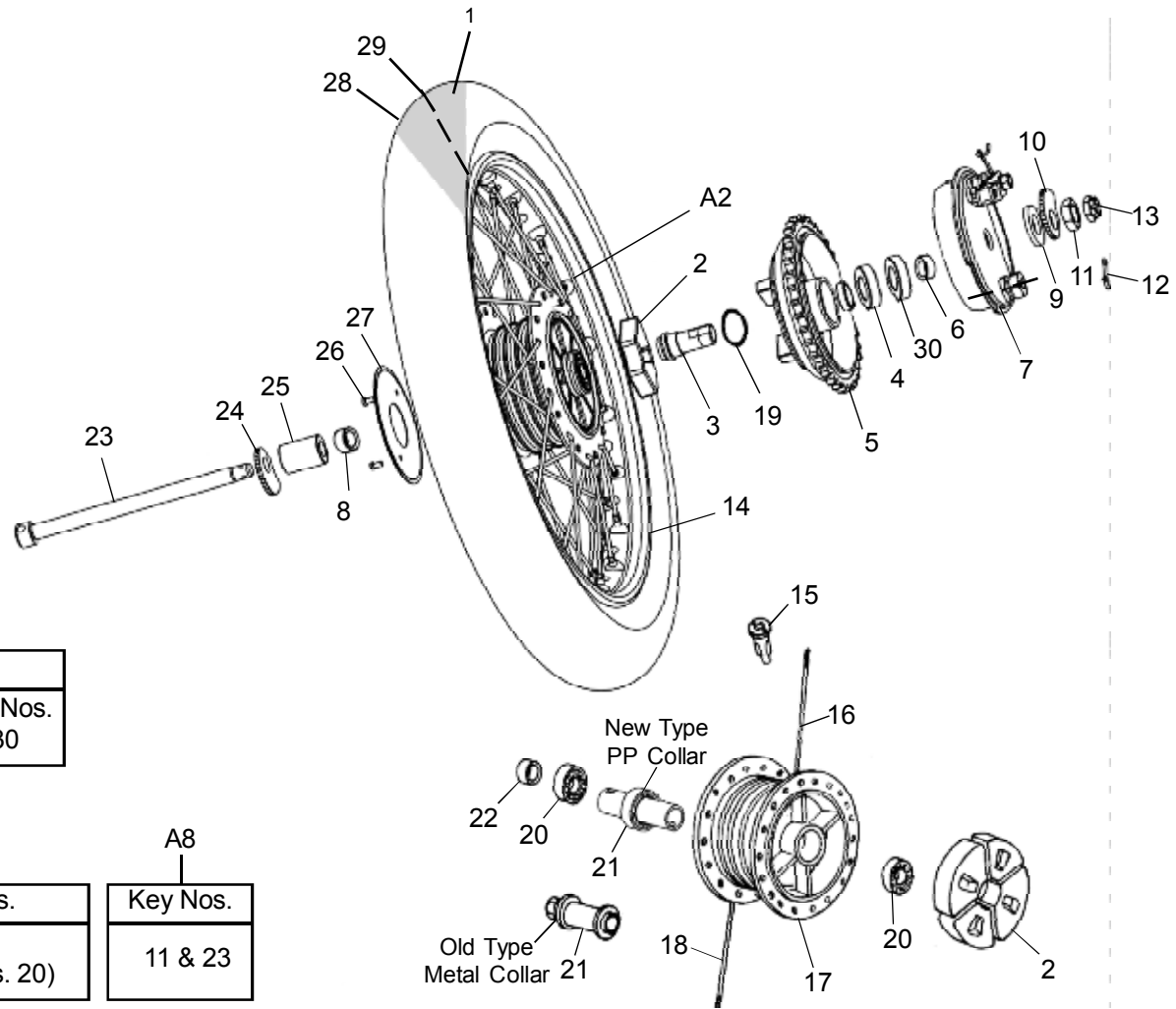
Key Nos.
(Qty. 40 Nos. 15), (Qty 20 Nos.16 & 18)

A7

Key Nos.
4, 30 (Qty. 2 Nos. 20)

A8

Key Nos.
11 & 23



05-30 Rear Wheel Assembly

KEY No.	PART NUMBER	DESCRIPTION	QTY.	MODIFICATION DETAILS			REMARKS	MOQ Nos.
				PART No.	EFFECTIVE CH. No.	INT		
9	580309/A	Spacer Cover Plate	1	593039/D		Y	Old Type, < Feb. '12 (N.S.), SB-687	2
	593039/D	Spacer Cover Plate	1				New Type, >Mar.'12, SB-687	2
10	580358/B	Chain Adjuster LH (QD Spindle Side)	1	593142/B		Y	Old Type, < Feb. '12 (N.S.), SB-687	4
	593142/B	Chain Adjuster LH (QD Spindle Side)	1				Cover Plate Side, > Mar. '12 New Type, SB-687	4
11	580359/A	Hex. Lock Nut M22 X 1.5 Thin	1	586009/A		Y	Old Type, < Feb. '12 (N.S.), SB-687	50
	586009/A	Hex. Lock Nut M22 X 1.5 Thin	1				New Type, > Mar. '12 SB-687	50
12	580361/A	Split Pin	1	586012/A		Y	Old Type, < Feb. '12 (N.S.), SB-687	20
	586012/A	Split Pin	1				New Type, >Mar.'12, SB-687	20
13	580360/A	Rear Hub Spindle Nut (Hex Castle Nut M16)	1	586010/A		Y	Old Type, < Feb. '12 (N.S.), SB-687	5
	586010/A	Rear Hub Spindle Nut (Hex Castle Nut M16 X 1.5)	1				New Type, > Mar. '12 SB-687	10
	586085/A	Hex. 'U' Nut M16 X 1.5	1				> 2012	1
14	141133/A	Rim (1.85" X 19-2mm Thick)	1	147507/A		Y	SB-540, Old Type, N.S.	1
	147507/A	Rim 19" Rear (1.85" X 1.5 Thick)	1				SB - 540, New Type	1
15	110349	Nipple - Rear Spoke	40					40
16	141135	Spokes Inner - 19" Rear	20					20
17	804006	Center Hub rear	1					1
18	141136	Spoke Outer 19" Rear	20					20
19	146256/A	"O" Ring - Rear Hub	1					10
20	145552/B	Bearing 6203.RS1-C3(17X40X12) - Single Side Sealed	2	150324/A		Y	SB - 541, Old Type, N.S.	2
	150324/A	Deep Groove Ball Bearing 6203 (17 X 40 X12)	2	New Type			SB-541, Double side sealed	2

05-30 Rear Wheel Assembly

A1

Key Nos.
1,2,14 to 19, (Qty. 2 Nos. 20), 21,22,26 to 29

A2

Key Nos.
14 to 19, (Qty. 2 Nos. 20), 21 & 22

A3

Key Nos.
17, 19, (Qty. 2 Nos. 20), 21 & 22

A4

Key Nos.
1 & 28

A5

Key Nos.
4, 19, (Qty. 2 Nos. 20), 22 & 30

A6

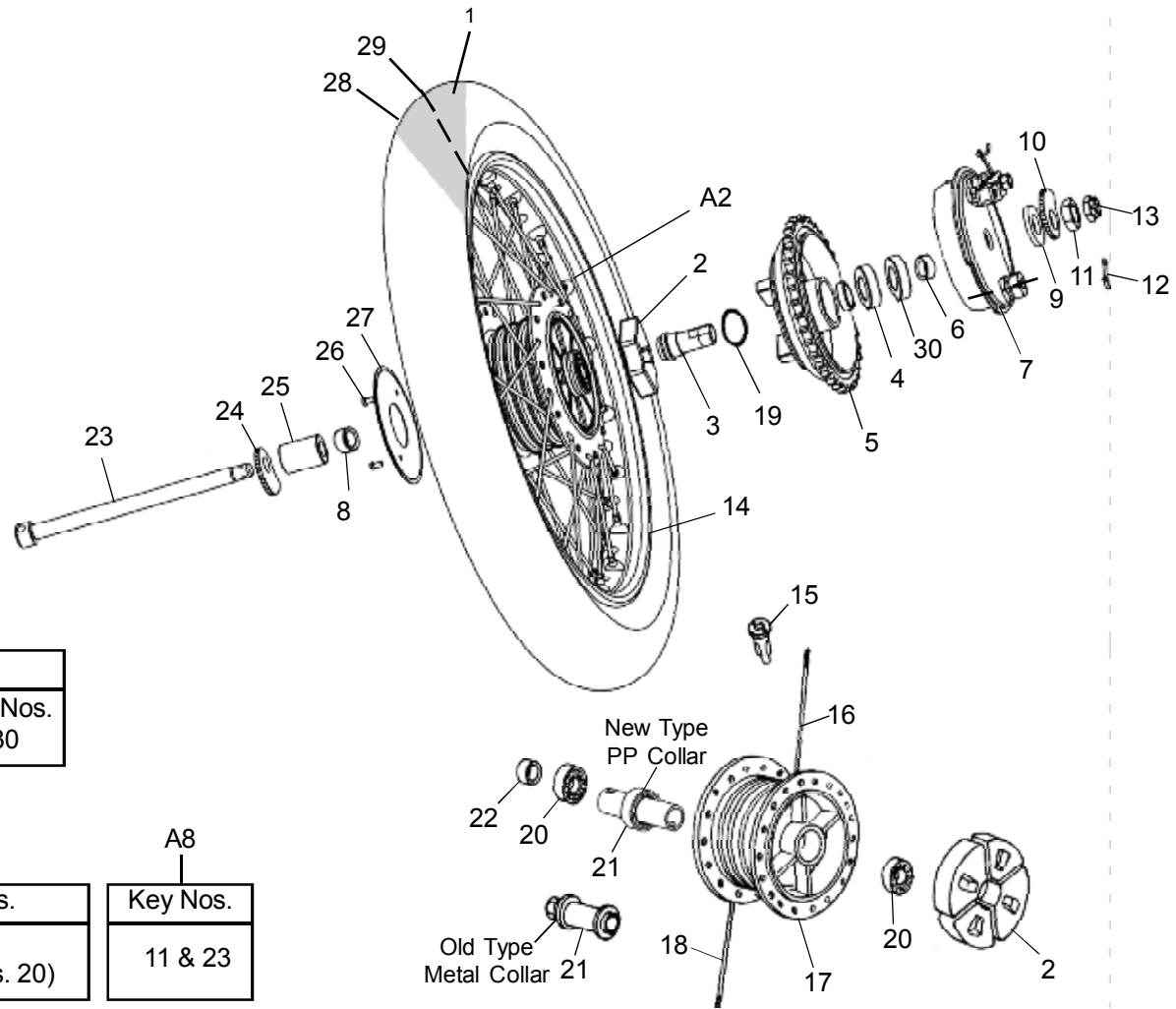
Key Nos.
(Qty. 40 Nos. 15), (Qty 20 Nos.16 & 18)

A7

Key Nos.
4, 30 (Qty. 2 Nos. 20)

A8

Key Nos.
11 & 23



05-40 Rear Brake (Drum)

A1

Key Nos.
1 to 17

A2

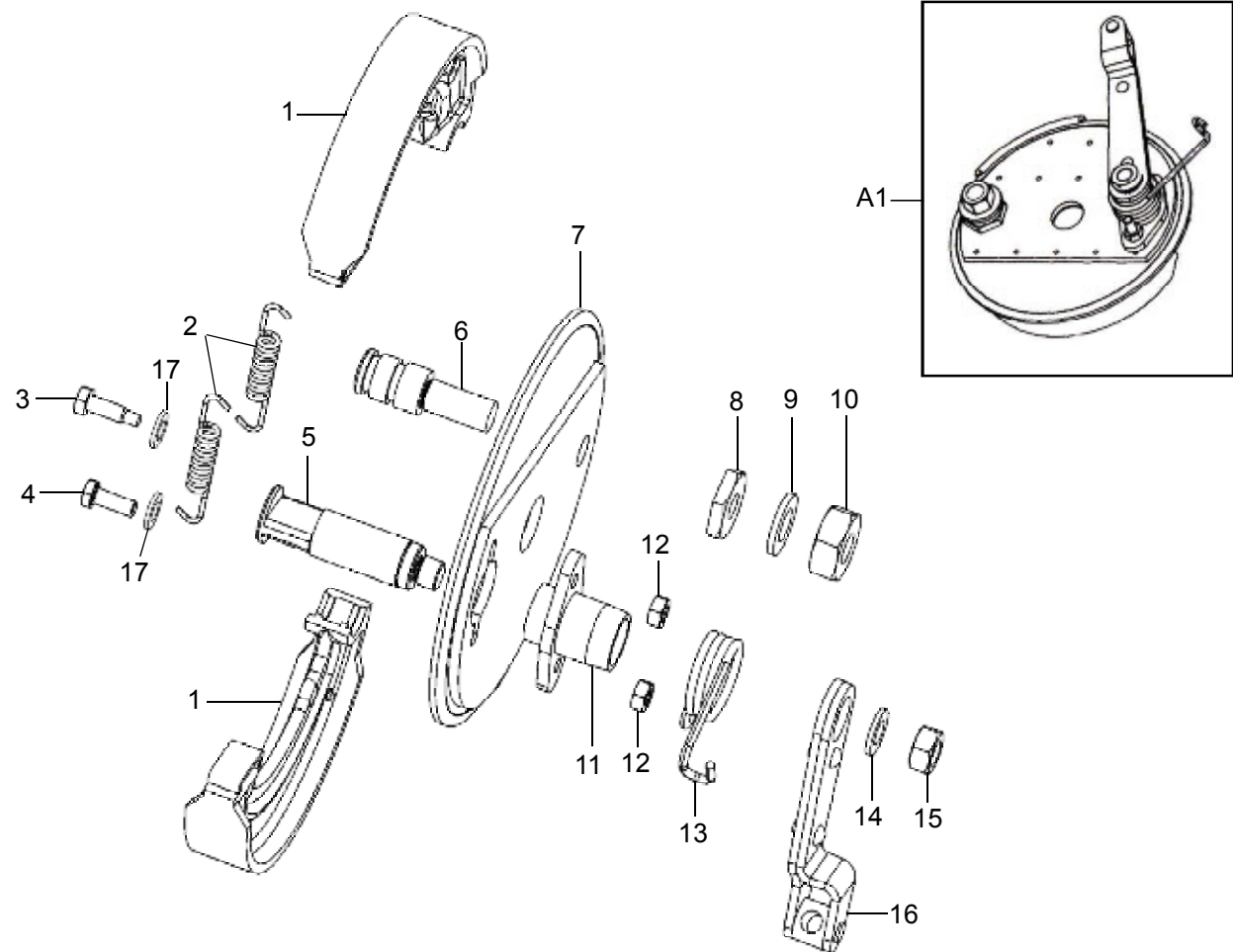
Key Nos.
3, 4, 7, 11, (Qty. 2 Nos. 12 & 17)

A3

Key Nos.
6, 8 to 10

A4

Key Nos.
Qty. 2 Nos. 1 & 2



05-40 Rear Brake (Drum)

KEY No.	PART NUMBER	DESCRIPTION	QTY.	MODIFICATION DETAILS			REMARKS	MOQ Nos.
				PART No.	EFFECTIVE CH. No.	INT		
A1	580182/B	Cover Plate (Sub) Assembly Complete	1					1
A2	888122	Cover Plate Sub Assy. (Powder Coated)	1				SPM-06	1
A3	888305	Rear Brake Shoe Pin & Nut Kit (Metric)	1					1
A4	888337	Rear Brake Shoe with Spring Kit	1				SPM-02	1
1	144570/D	Brake Shoe Assembly	2					2
2	124313/A	Spring Brake Shoe - Rear	2	147150/B		Y	Old Type, N.S.	
	147150/B	Spring Brake Shoe - Rear	2				New Type, SB - 656	10
3	580372/A	Hex Screw M6X25	1				N.S.	
	145089/B	Screw, 1/4 CEX13/16"	1					16
4	580371/A	Screw M6 X 16	1				N.S.	
	145090	Hex Head Screw M6x16,	1					10
5	580363/A	Operating Cam	1				Old Type, < Feb. '12 (N.S.)	1
	593075/D	Operating Cam - Special	1				New Type, >Mar.'12, SB-687	1
6	580362/C	Shoe Pin	1	593076/C		Y	Old Type, < Feb. '12 (N.S.), SB - 646, 687	10
	593076/C	Shoe Pin	1				New Type, >Mar.'12, SB-687	10
7	801540	Cover Plate Assembly - Black	1					1
8	580310/A	Lock Nut - Cover Plate	1					5
9	580367/A	Washer	1	586040/A		Y	Old Type, < Feb. '12 (N.S.), SB-687	40
	586040/A	Washer Plain M12	1				New Type, >Mar.'12, SB-687	40
10	580368/B	Hex Nut M12 X 1.25	1	586028/A		Y	Old Type, < Feb. '12 (N.S.), SB-687	10
	586028/A	Hex Nut M12 X 1.25	1				New Type, >Mar.'12, SB-687	10

05-40 Rear Brake (Drum)

A1

Key Nos.
1 to 17

A2

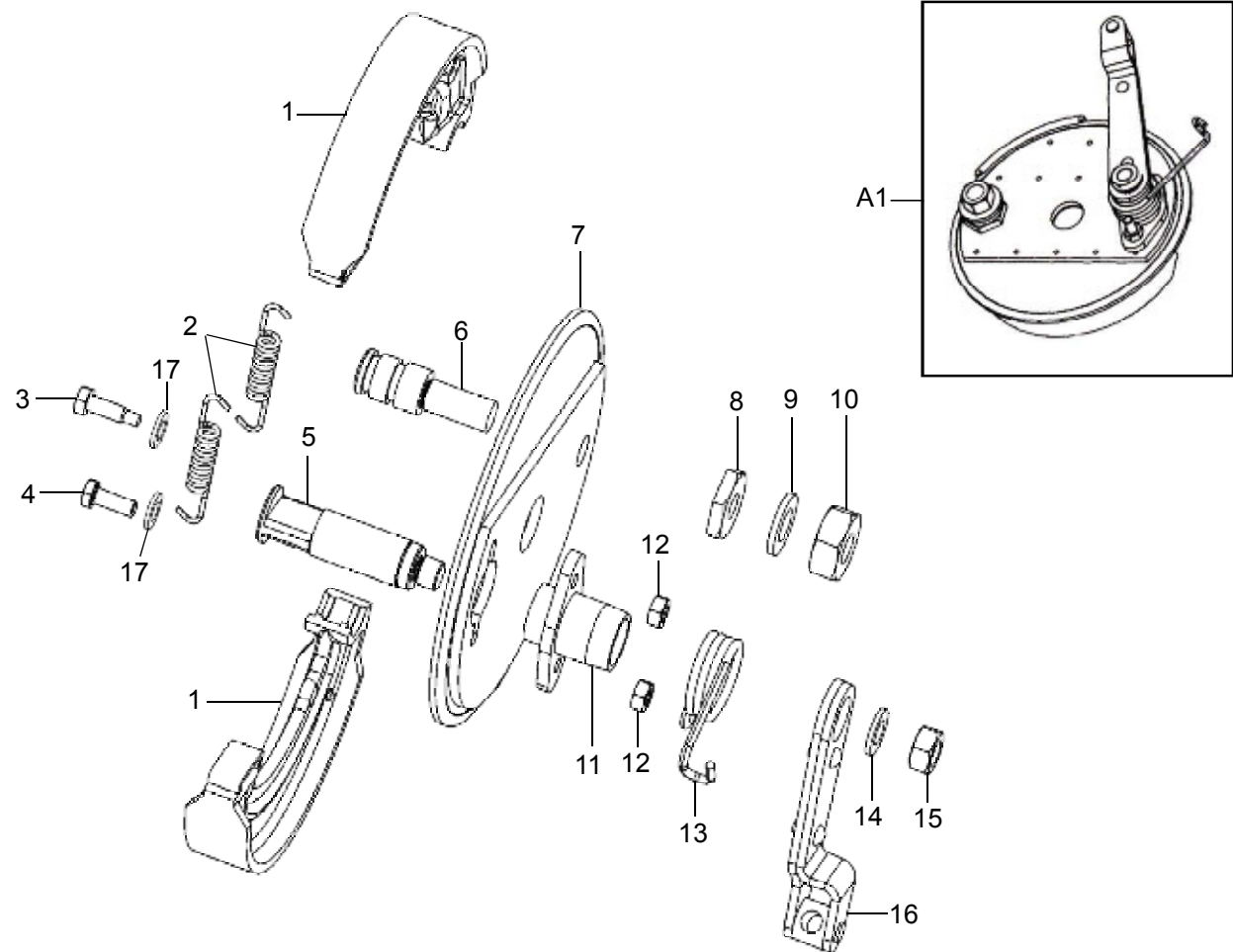
Key Nos.
3, 4, 7, 11, (Qty. 2 Nos. 12 & 17)

A3

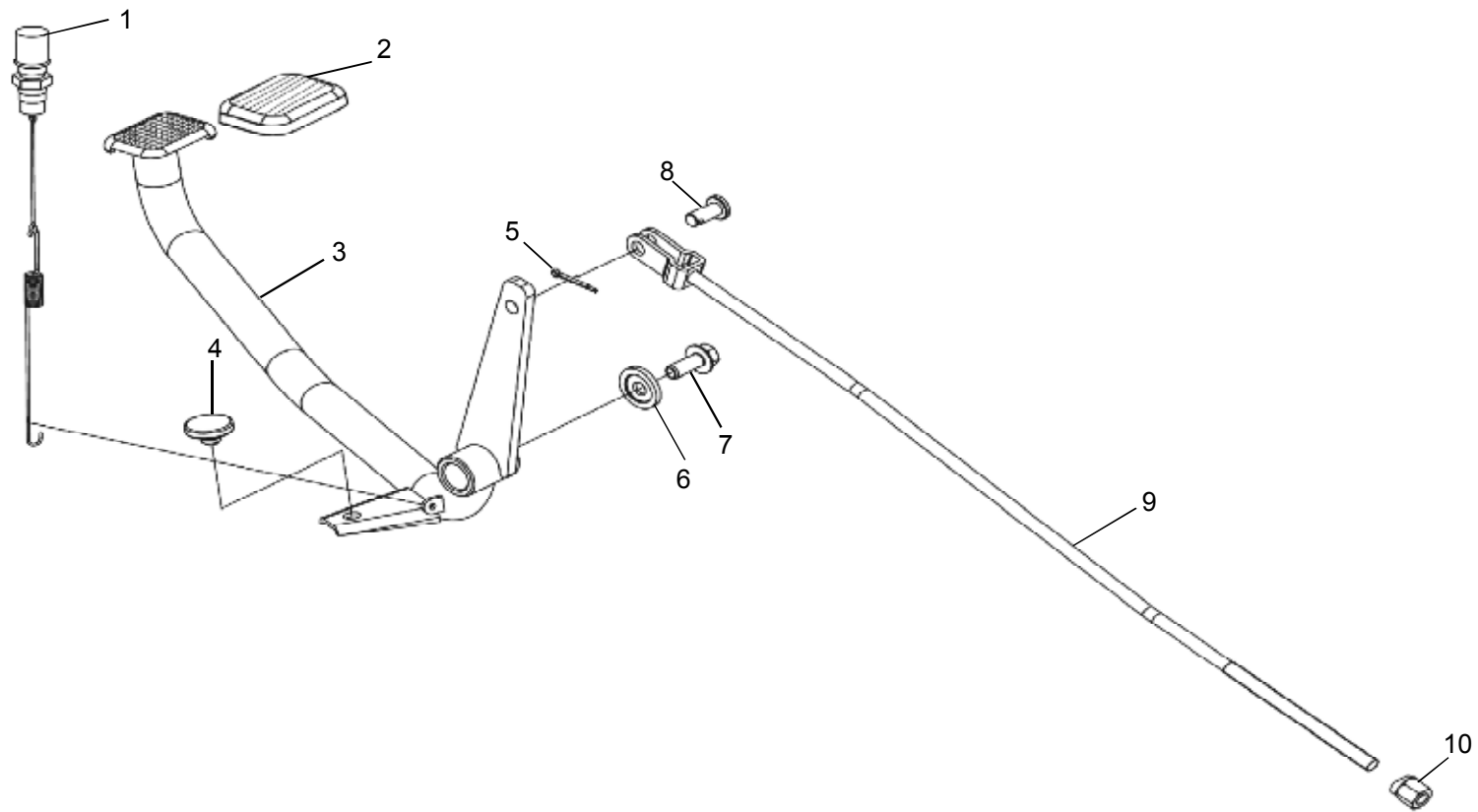
Key Nos.
6, 8 to 10

A4

Key Nos.
Qty. 2 Nos. 1 & 2

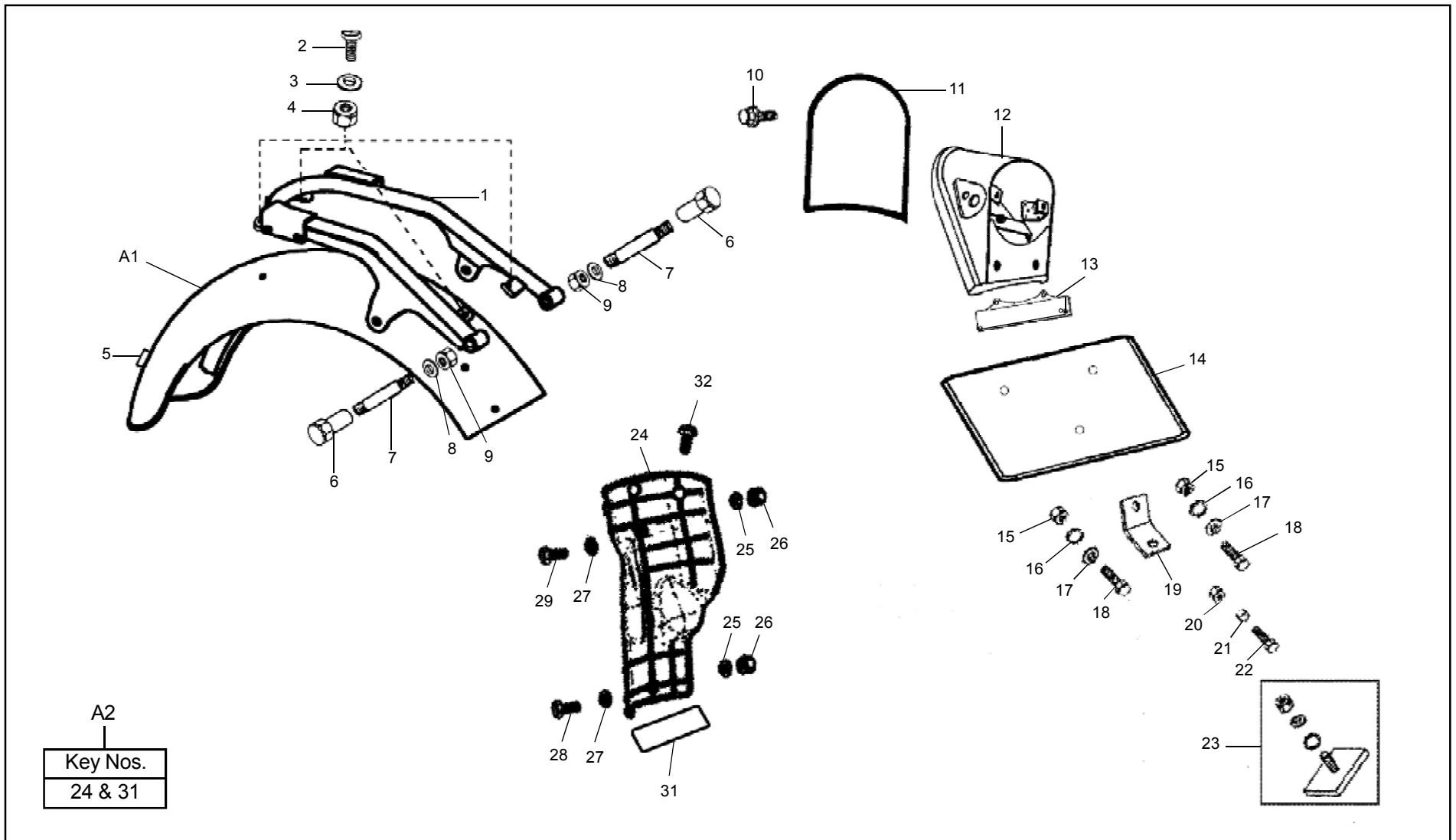


05-50 Brake Pedal



A1
Key Nos.
5, 8, 9 & 10

05-60 Rear Mudguard

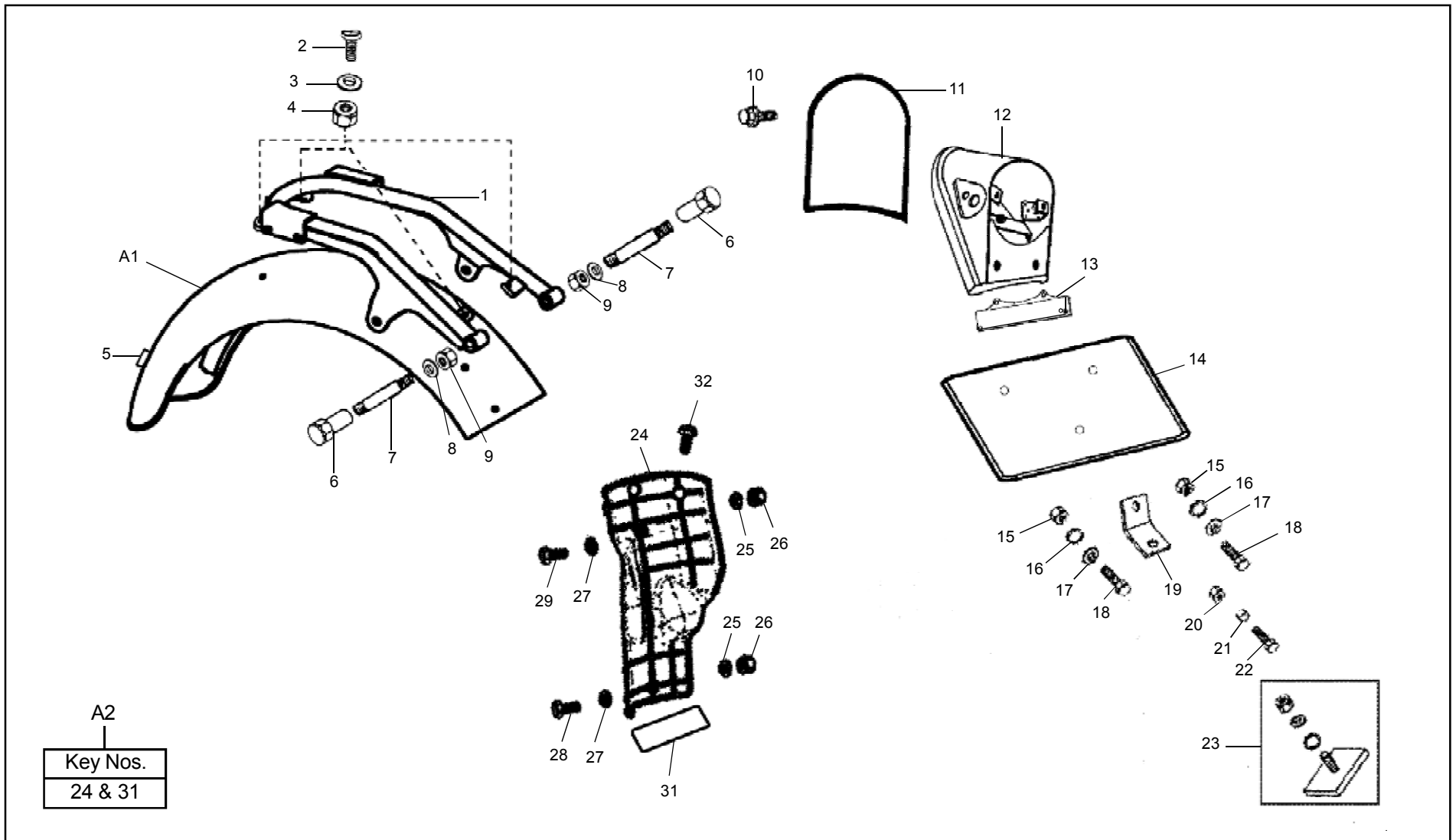


05-60 Rear Mudguard Assembly

135

KEY No.	PART NUMBER	DESCRIPTION	QTY.	MODIFICATION DETAILS			REMARKS	MOQ Nos.
				PART No.	EFFECTIVE CH. No.	INT		
A1	855006	Rear Mudguard Jet Black	1					1
	856006	Rear Mudguard MTL Red (33)	1					1
	857006	Rear Mudguard Silver MTL J	1					1
	858006	Rear Mudguard Blue MTL 5	1					1
A2	580811/B	Piece Mudguard Assembly with Strap	1					1
1	801566	Sub Frame	1				Old Type, N.S.	1
	801504	Sub Frame - Rear	1	801518		Y	N.S.	1
	801518	Sub Frame Black - TB	1				New Type	1
2	145882/A	Cross Raised Pan Head Screw M6 X 14	4					10
3	141061/1	Washer, Plain	4	586032/A		Y	Old Type, < Feb. '12 (N.S.) SB - 477, 684, 687	20
	586032/A	Washer, Plain	4				New Type, >Mar.'12, SB-687	20
4	141306/2	Nut	4	586021/A		Y	Old Type, < Feb. '12 (N.S.) SB - 684, 687	20
	586021/A	Nyloc Nut M6 X 1 X 7	4				New Type, >Mar.'12, SB-687	20
5	170242/A	Grommet	1					10
6	140402/C	Nut	2	586046/A		Y	Old Type, < Feb. '12 (N.S.), SB-687	14
	586046/A	Washer Faced Hex Nut 3/8"C	2				New Type, > Mar. '12, SB-687, SB 71-2014	14
	594833/A	Washer Faced Nut M10 (Metric)	1				SB 71-2014	14
7	146143/B	Stud 3/8" X 26 TPI	2	586047/A		Y	Old Type, < Feb. '12 (N.S.),SB-687	6
	586047/A	Stud	2				New Type, >Mar.'12, SB-687	6
8	140293/1	Washer	2	586033/A		Y	Old Type, < Feb.'12 (N.S.), SB-511, 687	20
	586033/A	Washer Plain M10	2				New Type, >Mar.'12, SB-687	20

05-60 Rear Mudguard Assembly

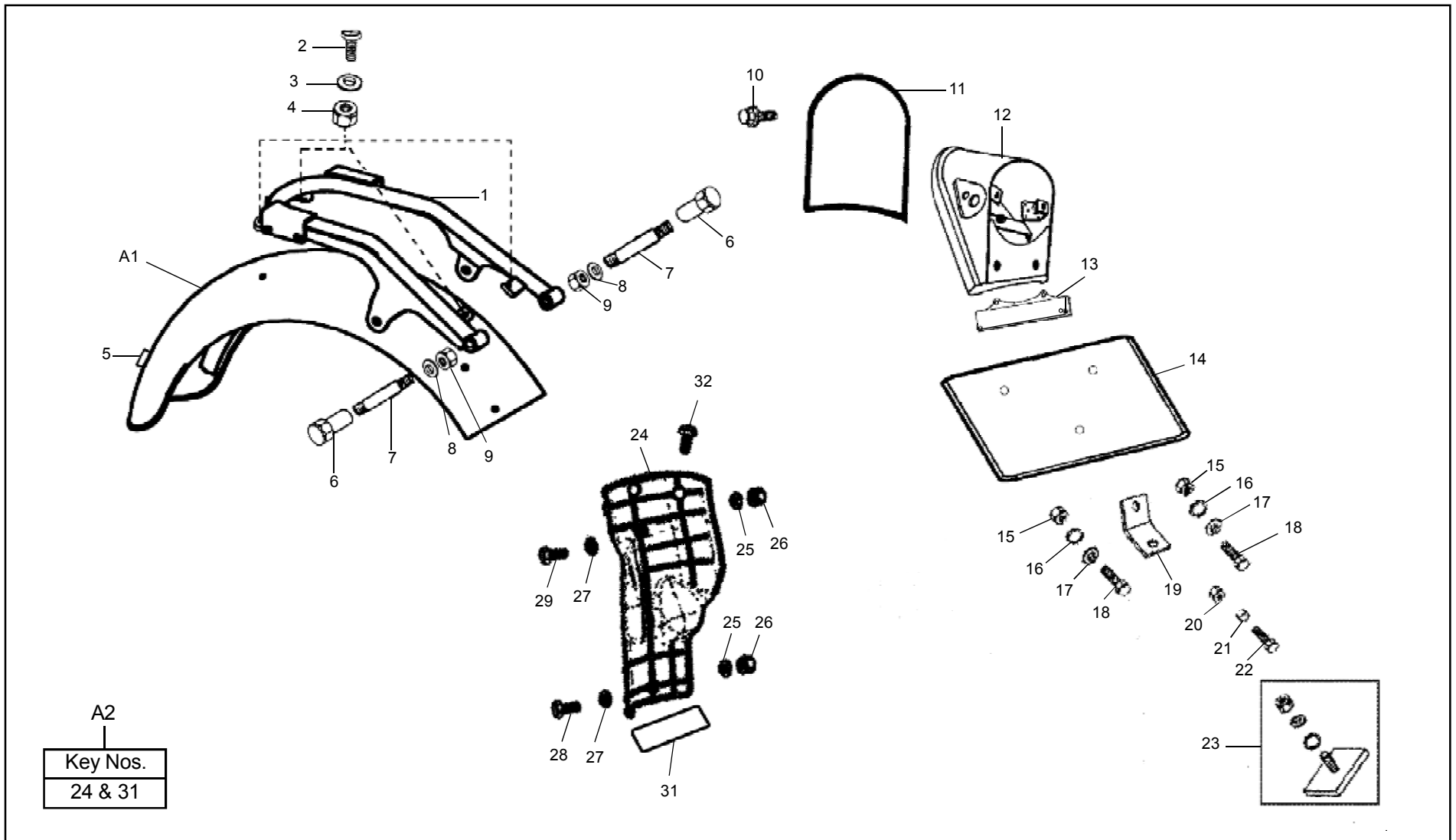


05-60 Rear Mudguard Assembly

137

KEY No.	PART NUMBER	DESCRIPTION	QTY.	MODIFICATION DETAILS			REMARKS	MOQ Nos.
				PART No.	EFFECTIVE CH. No.	INT		
9	140302/3	Hex. Nut, 3/8" CEI (Inches)	2	586057/A		N	Old Type, < Feb.'12 (N.S.), SB-511, 687	20
	586057/A	Hex. Nut M10 X 1 X 8 (Metric)	2				New Type, > Mar. '12 SB-687, SB 71-2014	20
10	145862/A	Flange Bolt M8 X 20	1	586002/A		Y	Old Type, < Feb. '12 (N.S.), SB-565,687	20
	586002/A	Flange Bolt M8 X 1.25 X 20	1				New Type, >Mar.'12, SB-687	20
11	521111/A	Beading - Tail Lamp Bracket	1					1
12	521060/D	Bracket - Tail Lamp	1	580837/B		Y		
	580837/B	Tail Lamp Bracket Assembly	1				New Type, N.S.	1
13	801289	Bracket, Number Plate (Black)	1	521063/C		Y	N.S.	2
	521063/C	Rear Number Plate Bracket (Plated)	1					1
14	845003	Number Plate, Rear	1					1
15	141060	Nut M6	2	586029/A		Y	Old Type, < Feb. '12 (N.S.), SB-477, 687	20
	586029/A	Nut M6	2				New Type, > Mar. '12 SB-687	20
16	140129	Star Washer	2	586031/A		Y	Old Type, < Feb. '12 (N.S.), SB-477,560,687	50
	586031/A	Lock Washer M6	2				New Type, >Mar.'12, SB-687	50
17	141061/1	Washer, Plain	2	586032/A		Y	Old Type, < Feb. '12 (N.S.) SB - 477, 684, 687	50
	586032/A	Washer, Plain	2				New Type, >Mar.'12, SB-687	20
18	141093	Hex Screw M6X10	2	586048/A		Y	Old Type, < Feb.'12 (N.S.), SB-500,687	50
	586048/A	Hex. Flanged Bolt M6 X 1 X 10	2				New Type, > Mar. '12 SB-687	50
19	521095/A	Bracket, Reflector	1					5

05-60 Rear Mudguard Assembly

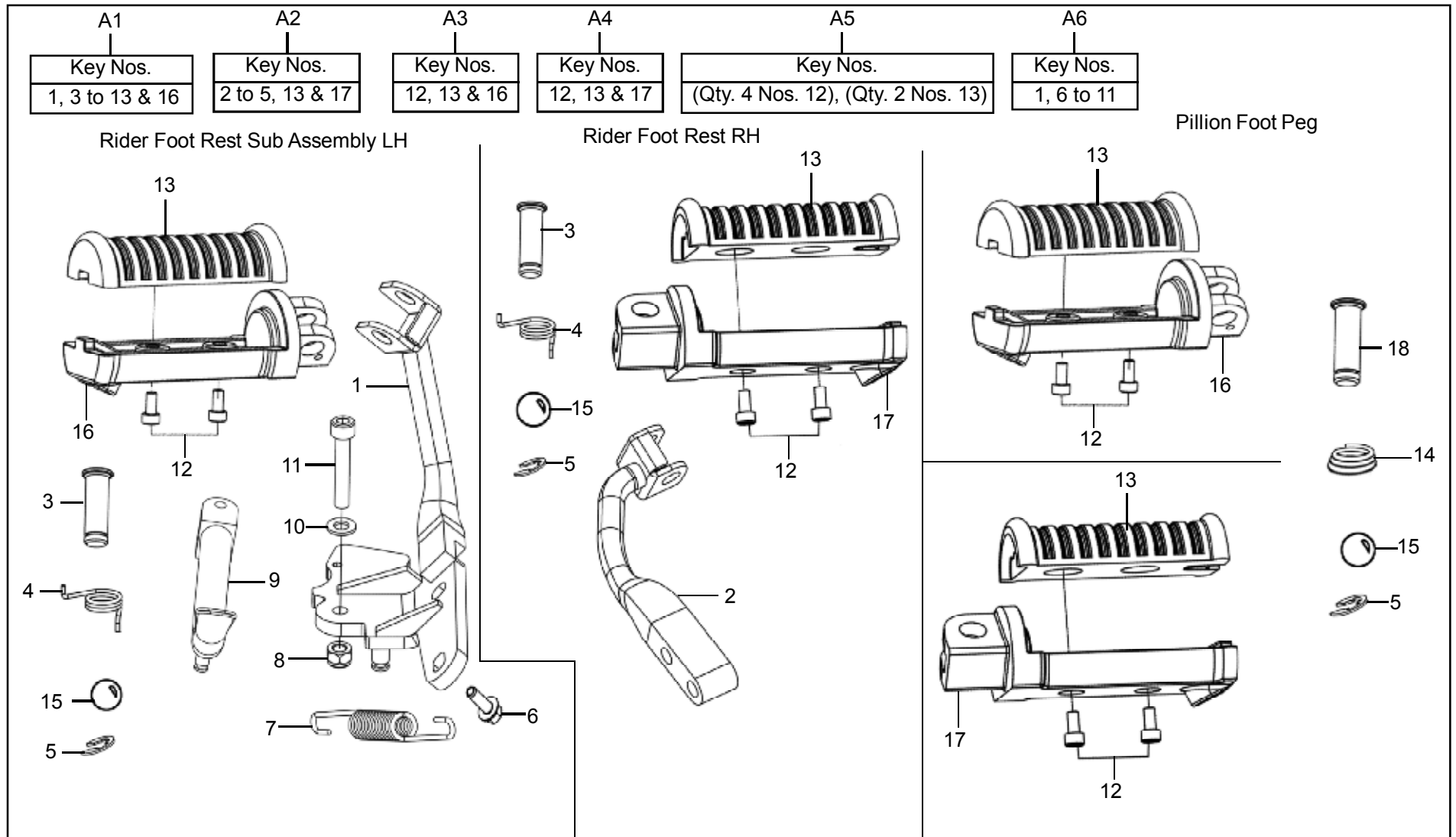


05-60 Rear Mudguard Assembly

139

KEY No.	PART NUMBER	DESCRIPTION	QTY.	MODIFICATION DETAILS			REMARKS	MOQ Nos.
				PART No.	EFFECTIVE CH. No.	INT		
20	141306/2	Nut, Nyloc	1				SB - 684, 687	20
21	170357/B	Spacer	1					
	580847/A	Spacer	1				Old Type, < Feb. '12 (N.S.)	10
22	143657	Hex Screw M6X35	1	586049/A		Y	Old Type, < Feb. '12 (N.S.), SB-687	20
	586049/A	Hex Screw M6X35	1				New Type, >Mar.'12, SB-687	10
23	143275/B	Reflector Assembly	1				SB - 654	1
24	580313/B	Piece Mudguard	1					1
25	140383/3	Washer, Plain	2	586035/A		Y	Old Type, < Feb.'12 (N.S.), SB-500, 687	50
	586035/A	Washer, Plain M6	2				New Type, >Mar.'12, SB-687	20
26	141060	Nut	2	586029/A		Y	Old Type, < Feb. '12 (N.S.), SB-477, 687	20
	586029/A	Nut Hexagonal M6 X 1	2				New Type, >Mar.'12, SB-687	40
27	140090/1	Plain Washer	2	586035/A		Y	Old Type, < Feb. '12 (N.S.), SB-687	50
	586035/A	Plain Washer M6	2				New Type, >Mar.'12, SB-687	50
28	142274	Hex Screw M6X16	1	586052/A		Y	Old Type, < Feb. '12 (N.S.), SB-477, 687	20
	586052/A	Hex Screw M6X16	1				New Type, >Mar.'12, SB-687	20
29	111846	Hex Screw M6X20	1	586051/A		Y	Old Type, < Feb. '12 (N.S.), SB-687	30
	586051/A	Hex. Flanged Bolt M6 X 1 X 20	1				New Type, >Mar.'12, SB-687	50
30	845016	Rear Mudguard - Milky White	1				Police Bike	1
31	580812/A	Rubber Sheet - Piece Mudguard	1				N.S.	
32	580593/A	Flanged Bolt M8 X 1.25 X 45	1					2

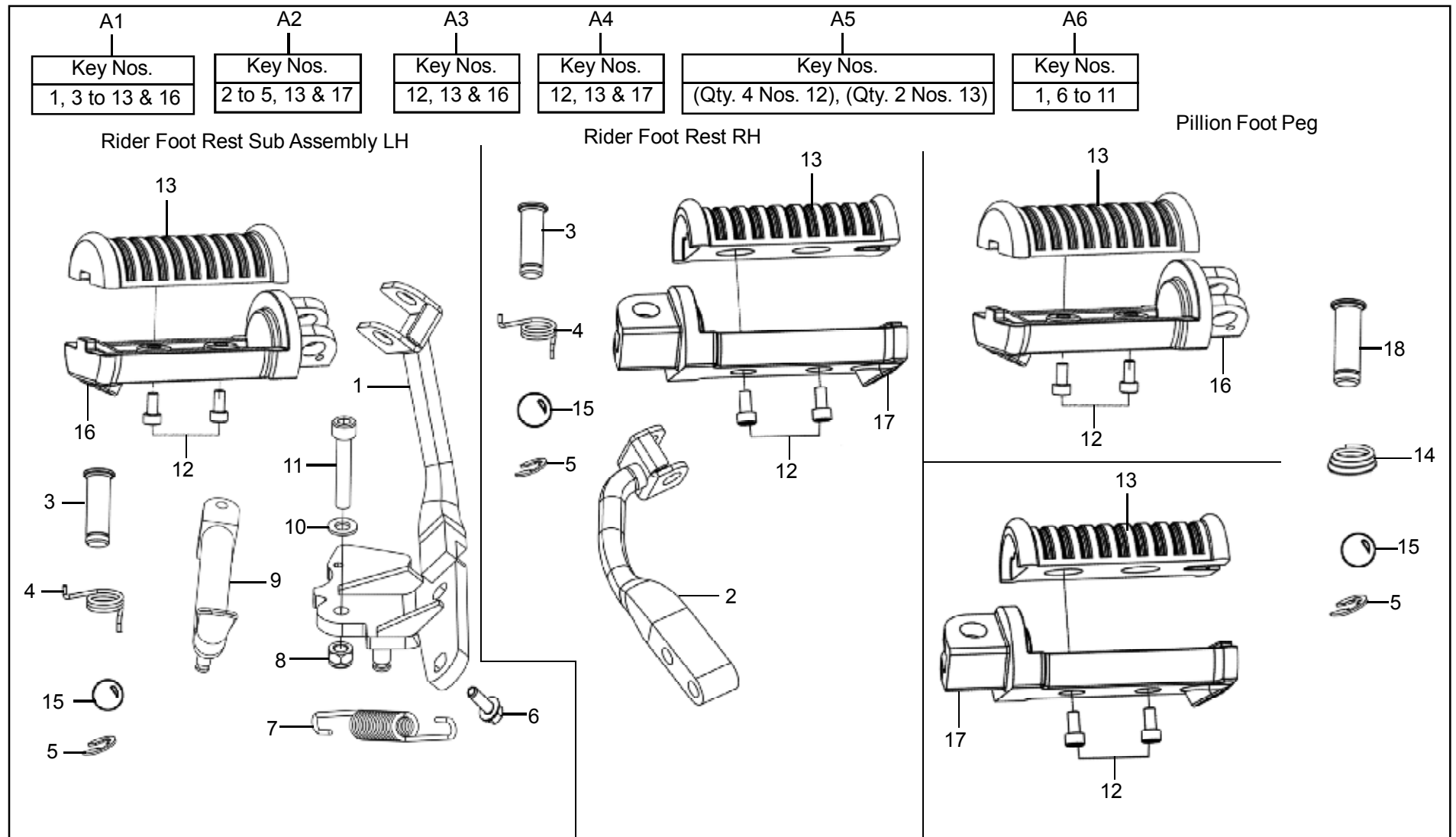
06-00 Rider & Pillion Foot Rest Assembly - LH & RH



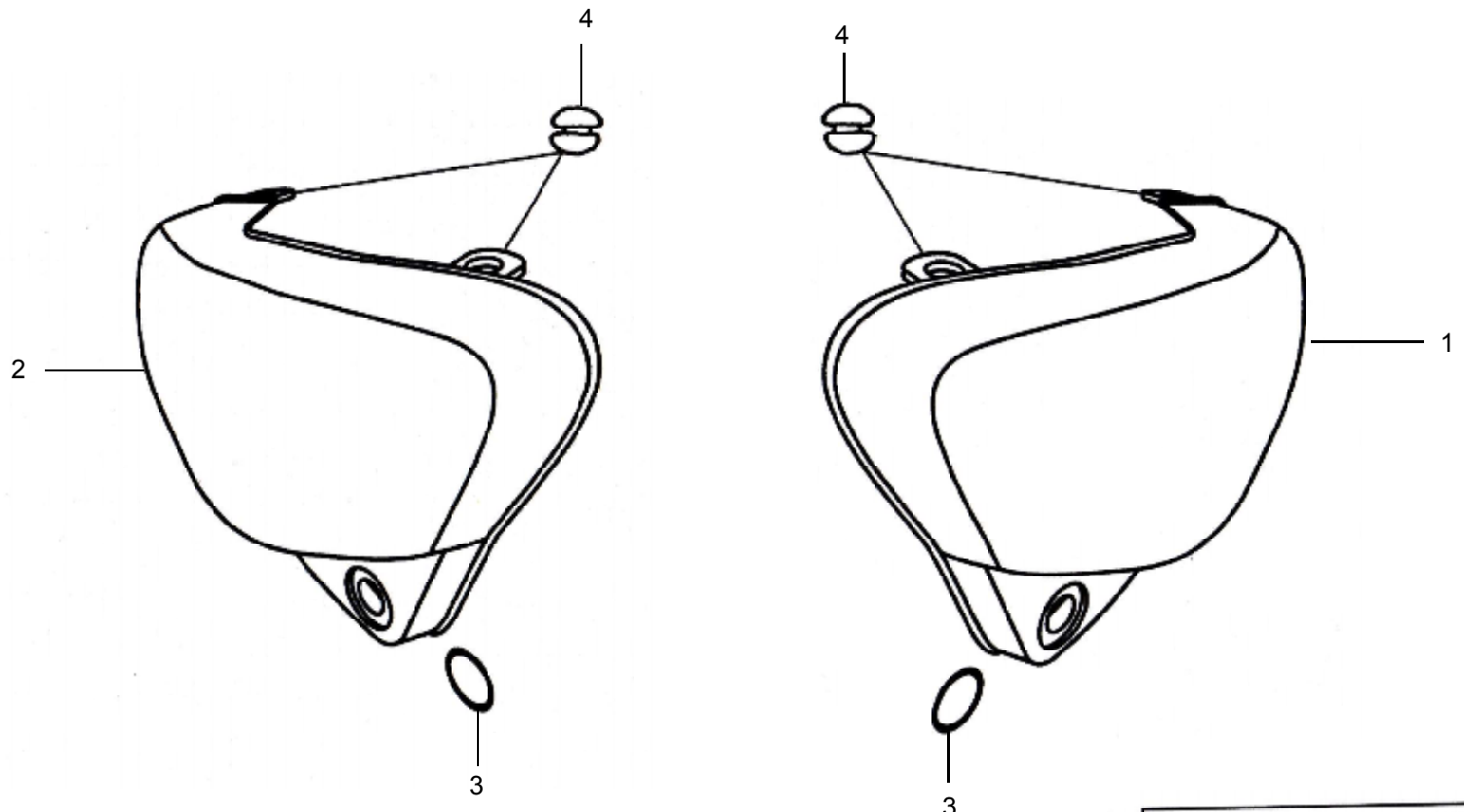
06-00 Rider & Pillion Foot Rest Assembly - LH & RH

KEY No.	PART NUMBER	DESCRIPTION	QTY.	MODIFICATION DETAILS			REMARKS	MOQ Nos.
				PART No.	EFFECTIVE CH. No.	INT		
A1	580388/D	Foot Rest Sub Assembly Rider LH	1					1
A2	580389/D	Foot Rest Sub Assembly Rider RH	1					1
A3	580392/B	Foot Peg Assembly LH	2					1
A4	580393/B	Foot Peg Assembly RH	2					1
A5	888077	Foot Rest Rubber Repair Kit (Rider or Pillion)	1					1
A6	580064/B	Side Stand Assembly without Foot Peg Assembly (Black PC)	1					1
1	580293/C	Foot Rest Assembly LH	1					1
2	580389/D	Foot Rest Weld Assembly RH	1					1
3	580394/A	Lock Pin - Rider Foot Rest	2					5
4	580376/C	Rider Foot Rest Spring	2				N.S.	
5	570259	Circlip	4	570259/D		Y		10
6	580349/A	Flanged Hex Bolt M8 X 20 (LH)	1				SB-687	10
7	144766	Spring Side Stand (L 158 MM)	1	147849/A		Y	SB-311, 545	1
	147849/A	Spring Side Stand (Chrome Plated L 158 MM)	1				SB-545, 649, 672	1
	591991/B	Spring Side Stand (Black Powder Coated)	1				SB-672	1
	591992/B	Spring Side Stand	1					1
8	580340/A	Hex Nylock Nut M8	1	586004/A		Y	Old Type, < Feb. '12 (N.S.), SB-687	20
	586004/A	Hex Nylock Nut M8 X 9.5	1	142182		Y	New Type, > Mar. '12 SB-687	50
9	580294/B	Side Stand (Plated)	1	591680		Y	Old Type, N.S., SB-672,649	1
	591680	Side Stand (Black Powder Coated)	1	583866/B		Y	New Type	1
	583866/B	Side Stand Assembly	1					1

06-00 Rider & Pillion Foot Rest Assembly - LH & RH



06-10 Side Panel LH & RH

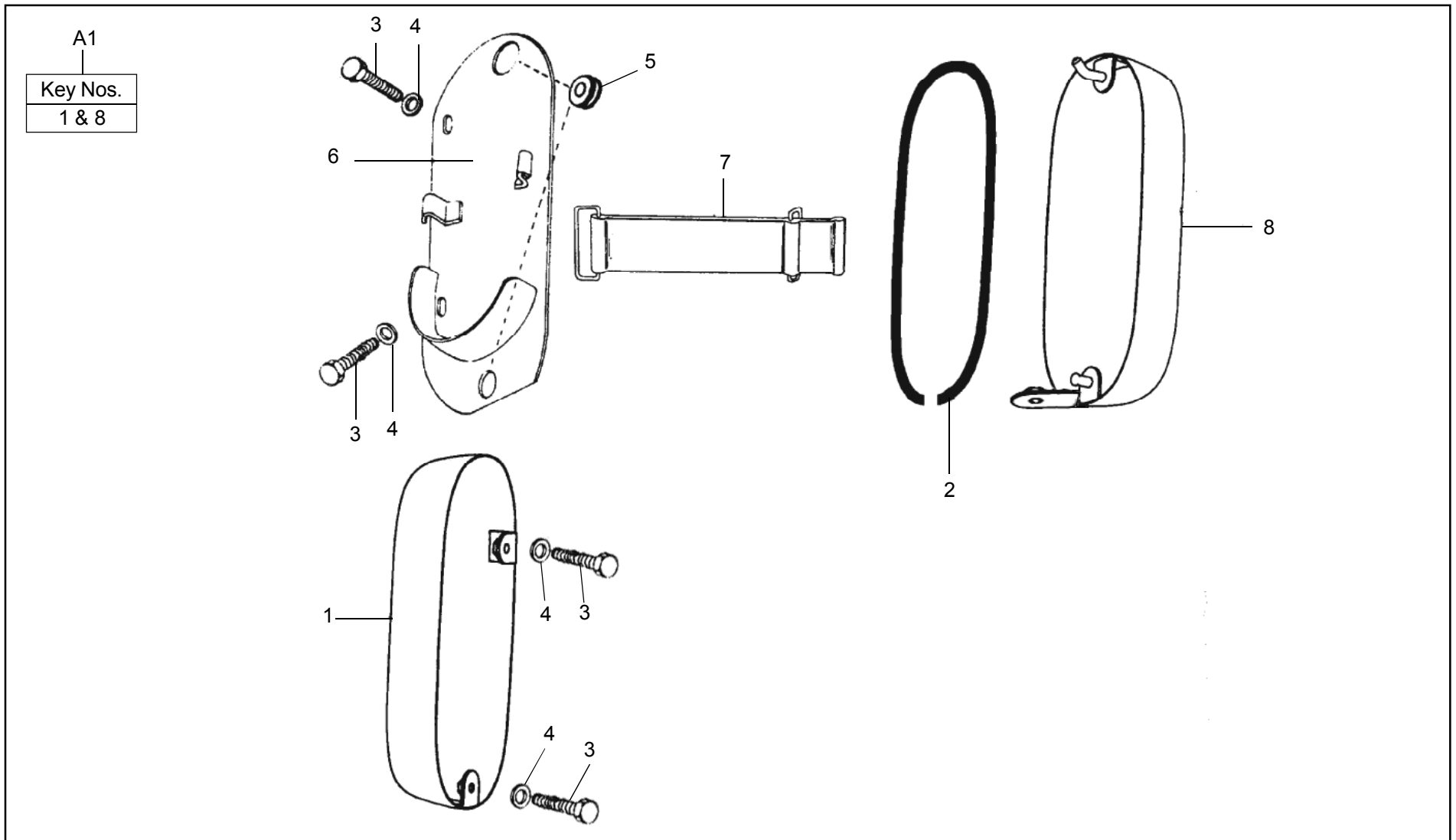


A1

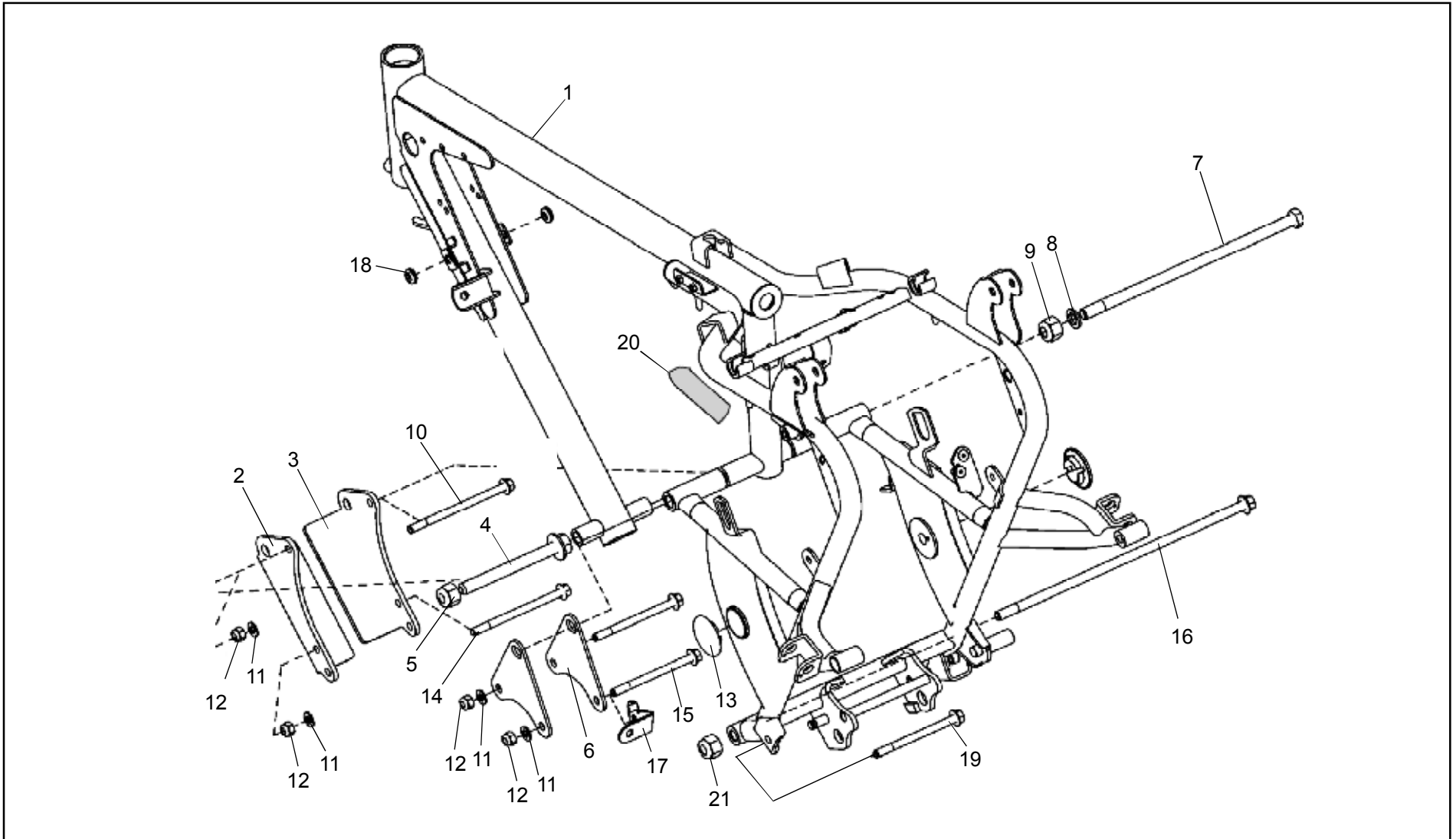
Key Nos.
(Qty 2 Nos. 3), (Qty 4 Nos. 4)



06-20 Side Decor Assembly LH & RH



06-30 Frame Assembly

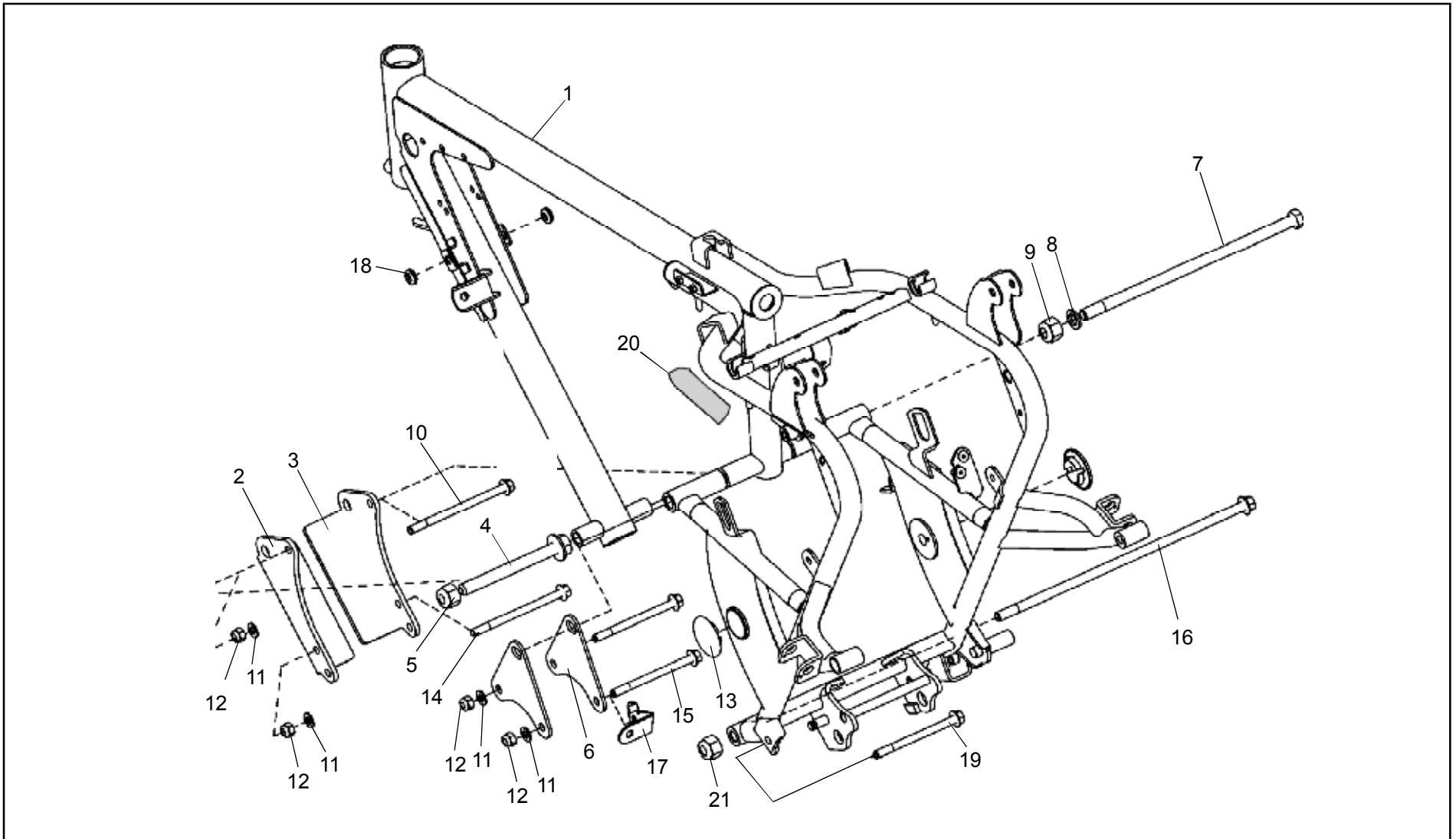


06-30 Frame Assembly

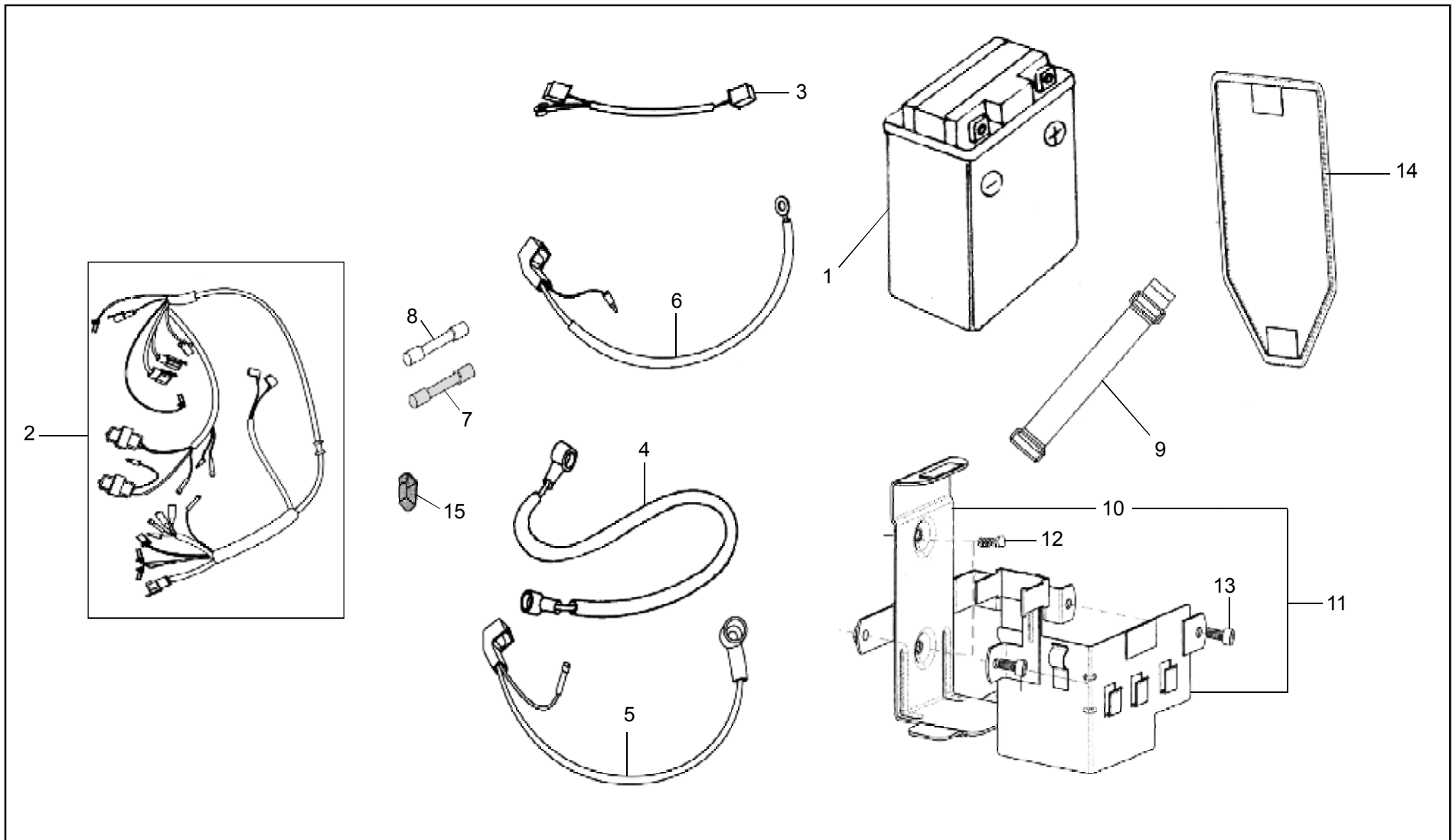
149

KEY No.	PART NUMBER	DESCRIPTION	QTY.	MODIFICATION DETAILS			REMARKS	MOQ Nos.
				PART No.	EFFECTIVE CH. No.	INT		
1	801545	Frame	1					1
2	801527	Engine Mounting Plate LH Front	1					1
3	801528	Engine Mounting Plate RH Front	1					1
4	580342/C	Hex Flange Bolt 1/2" BSFX120	1				Old Type, < Feb. '12 (N.S.), SB-687	2
	593049/C	Hex Flange Bolt 1/2" BSFX120	1				New Type, >Mar.'12, SB-687	2
5	580343/A	Hex. Nylock Nut 1/2"	1				Old Type, < Feb. '12 (N.S.), SB-687	10
	593050/C	Hex. Nylock Nut 1/2"	1				New Type, >Mar.'12, SB-687	10
6	801529	Engine Mounting Plate, Rear	2					1
7	580114/B	Hex Bolt M12X226	1				Old Type, < Feb. '12 (N.S.), SB - 687	2
	593022/C	Hex Bolt M12X226	1				New Type, >Mar.'12, SB-687	2
8	580344/A	Plain Washer	1	586008/A		Y	Old Type, < Feb. '12 (N.S.), SB-687	20
	586008/A	Plain Washer M12	1				New Type, > Mar. '12 SB-687	40
9	580346/A	Hex Nut with Nylock M12 X 1.5	1	593024/D		Y	Old Type, < Feb. '12 (N.S.), SB-687	50
	586081/A	Hex Nut with Nylock M12	1	593024/D		Y	N.S., New Type, >Mar.'12, SB-687	50
	593024/D	Hex. Nut with Nylock M12 X 1.5	1					10
10	580338/B	Flanged Hex Bolt, M8 X 1.25 X 120	1	593060/C		Y	Old Type, < Feb. '12 (N.S.), SB-687	5
	593060/C	Flanged Hex Bolt, M8 X 1.25 X 120	1				New Type, >Mar.'12, SB-687	5
11	580339/A	Plain Washer M8	4				Old Type, < Feb. '12 (N.S.), SB-687	20
	586036/A	Plain Washer M8	4				New Type, >Mar.'12, SB-687	20

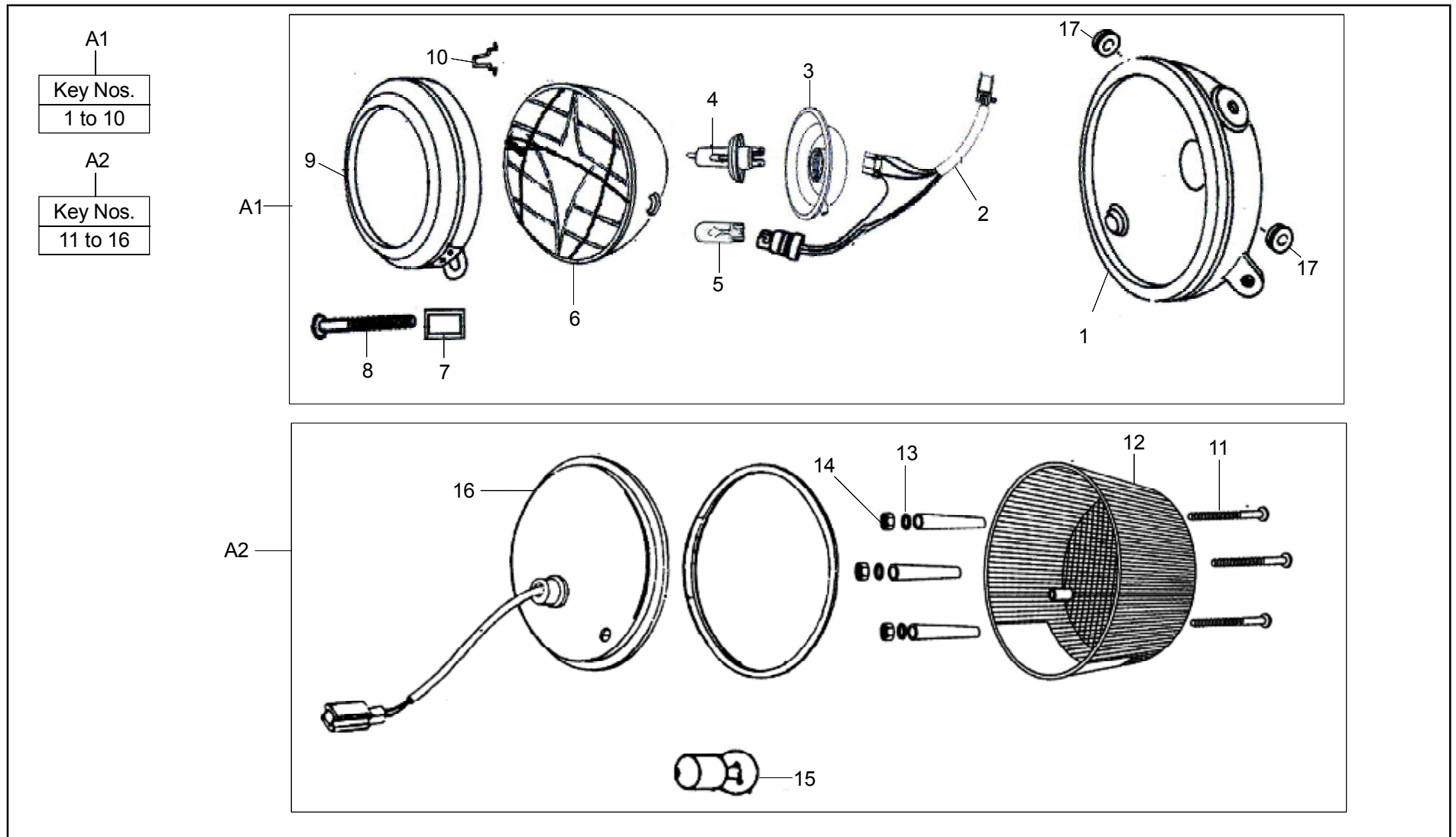
06-30 Frame Assembly



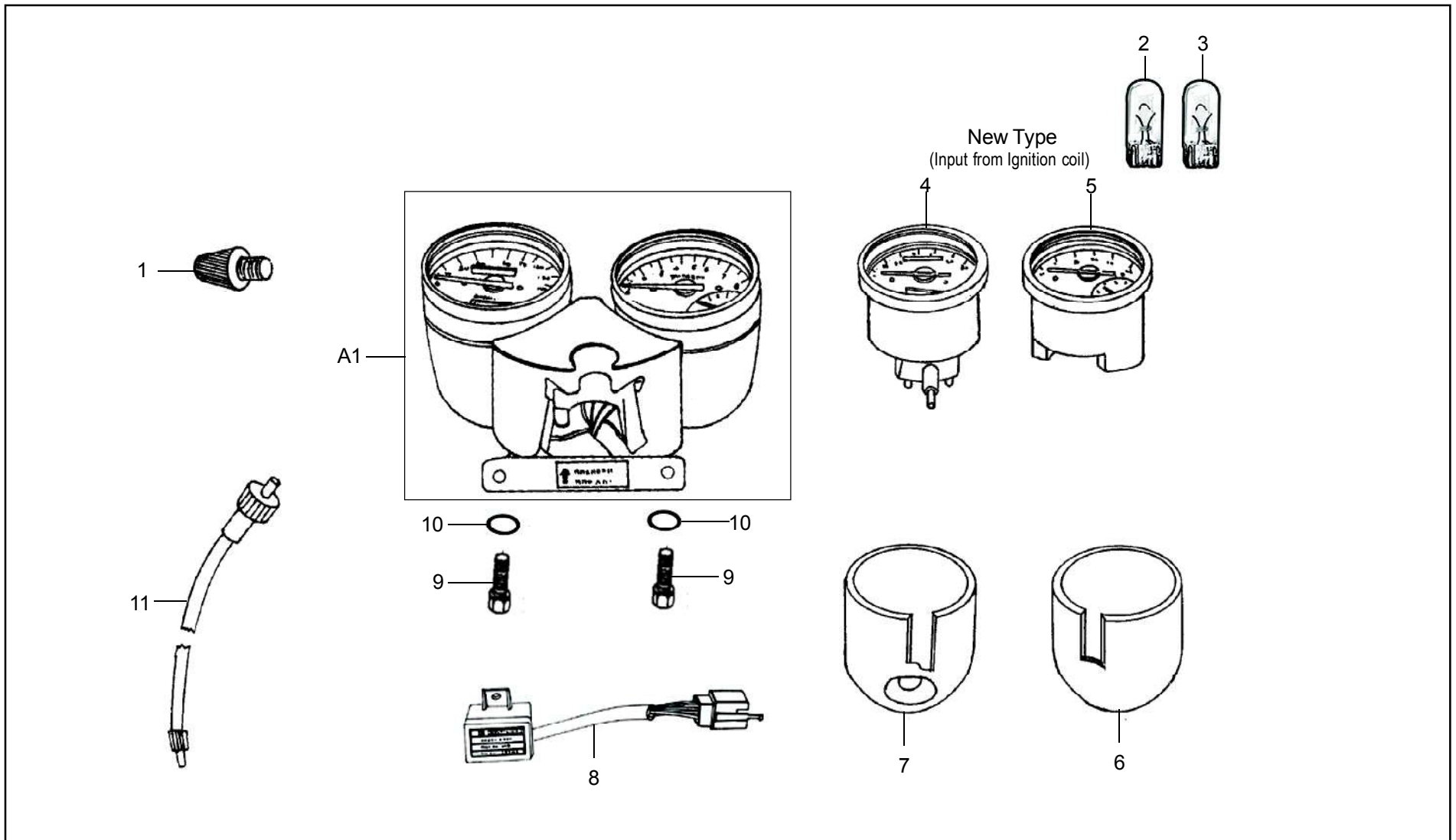
07-00 Battery, Battery Carrier and Harness



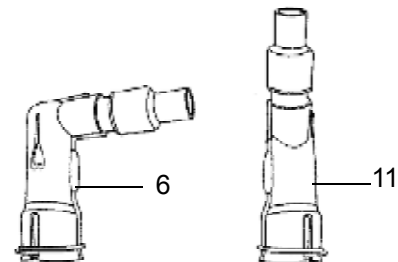
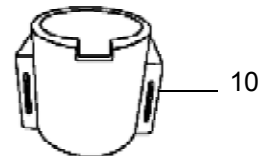
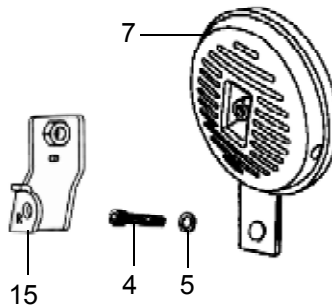
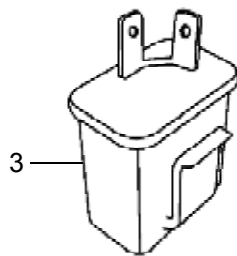
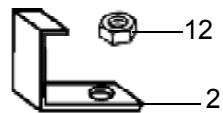
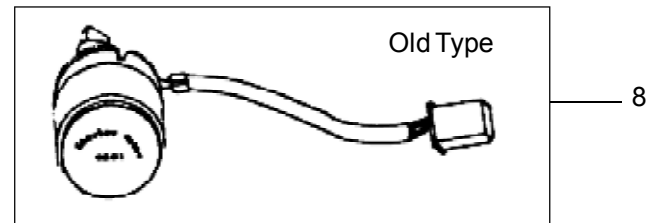
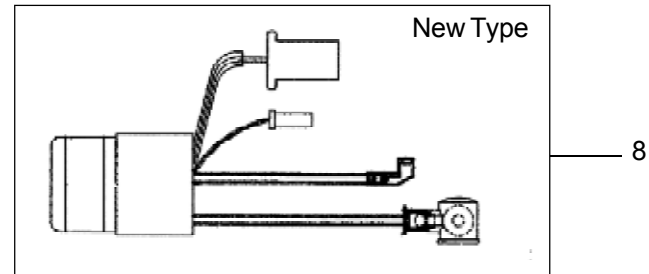
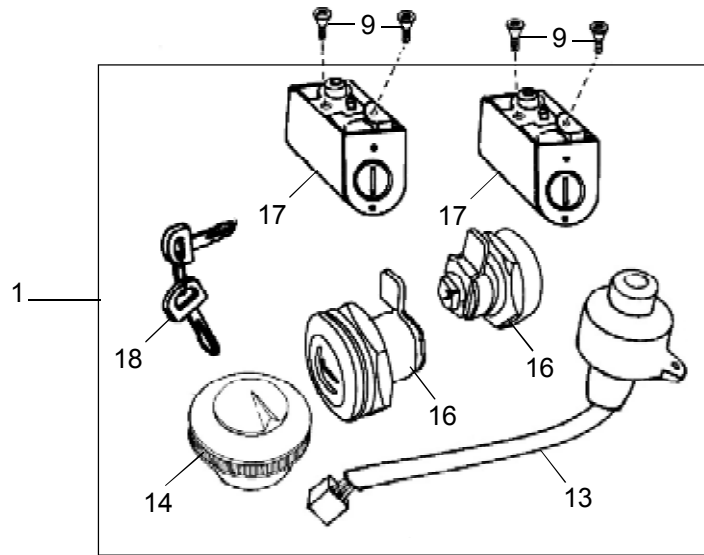
07-10 Head Lamp & Tail Lamp Assembly



07-20 Instrument Cluster Assembly



07-30 Switches and Fitments

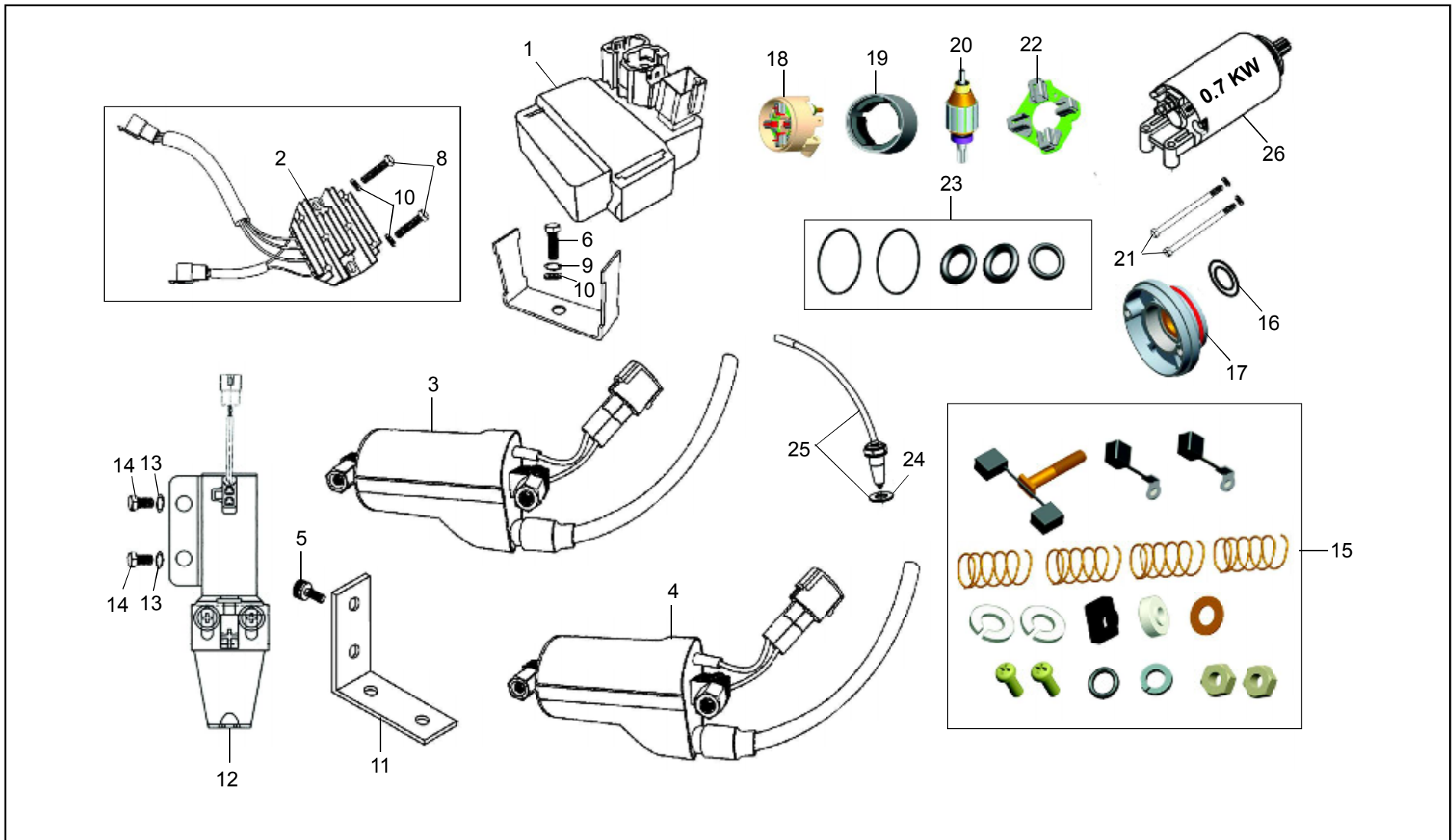


07-30 Switches and Fitments

159

KEY No.	PART NUMBER	DESCRIPTION	QTY.	MODIFICATION DETAILS			REMARKS	MOQ Nos.
				PART No.	EFFECTIVE CH. No.	INT		
1	147548/B	Common Key Set - Thunderbird	1				SB-478, New Type, Tank Lock Backlite Base	1
	521153/A	Common Key Set	1	147548/B		Y	SB-478, Old Type, Melamine Base	1
2	144519	Bracket, Flasher Mounting	1				SB - 477	5
3	144349/1	Flasher unit	1	580396/A		Y	N.S., SB - 502	
	580396/A	Electronic Flasher unit	1				SB - 502	1
4	142274	Screw (M6x16)	1				SB - 477, 687	20
5	141061/1	Washer	1	586032/A		Y	Old Type, < Feb. '12, (N.S.), SB - 477, 684, 687	50
	586032/A	Plain Washer	1				New Type, >Mar.'12, SB-687	20
6	500905/C	Spark Plug Cap M14	1					1
7	580407/B	Horn	1					1
8	580648/D	Relay Starter	1				SB - 538	1
9	146435/A	Steering Lock Mounting Screw (M6 x 12)	4					20
10	146173/C	Holder (For Relay Starter)	1				SB - 474	5
11	580397/A	Spark Plug Cap, M10	1					4
12	141060	Nut M6	1				Old Type, < Feb. '12 (N.S.), SB-477, 687	20
	586029/A	Hex. Nut M6	1				New Type, >Mar.'12, SB-687	40
13	521145/A	Ignition Switch Assembly with Key	1					1
14	143180/C	Cap Assembly Fuel Tank with Key	1	597128		Y	Round Cap	1
	597128	Cap Assembly Fuel Tank with Key (Rotatable Type)	1					1
15	592968/A	Bracket Horn Mounting RH	1					1
16	597127	Side Panel Lock with Keys Set	2					1
17	597129	Steering Lock with Keys Set	2				One for Steering lock another for side decor	1
18	999991	Blank Key Set	2					2

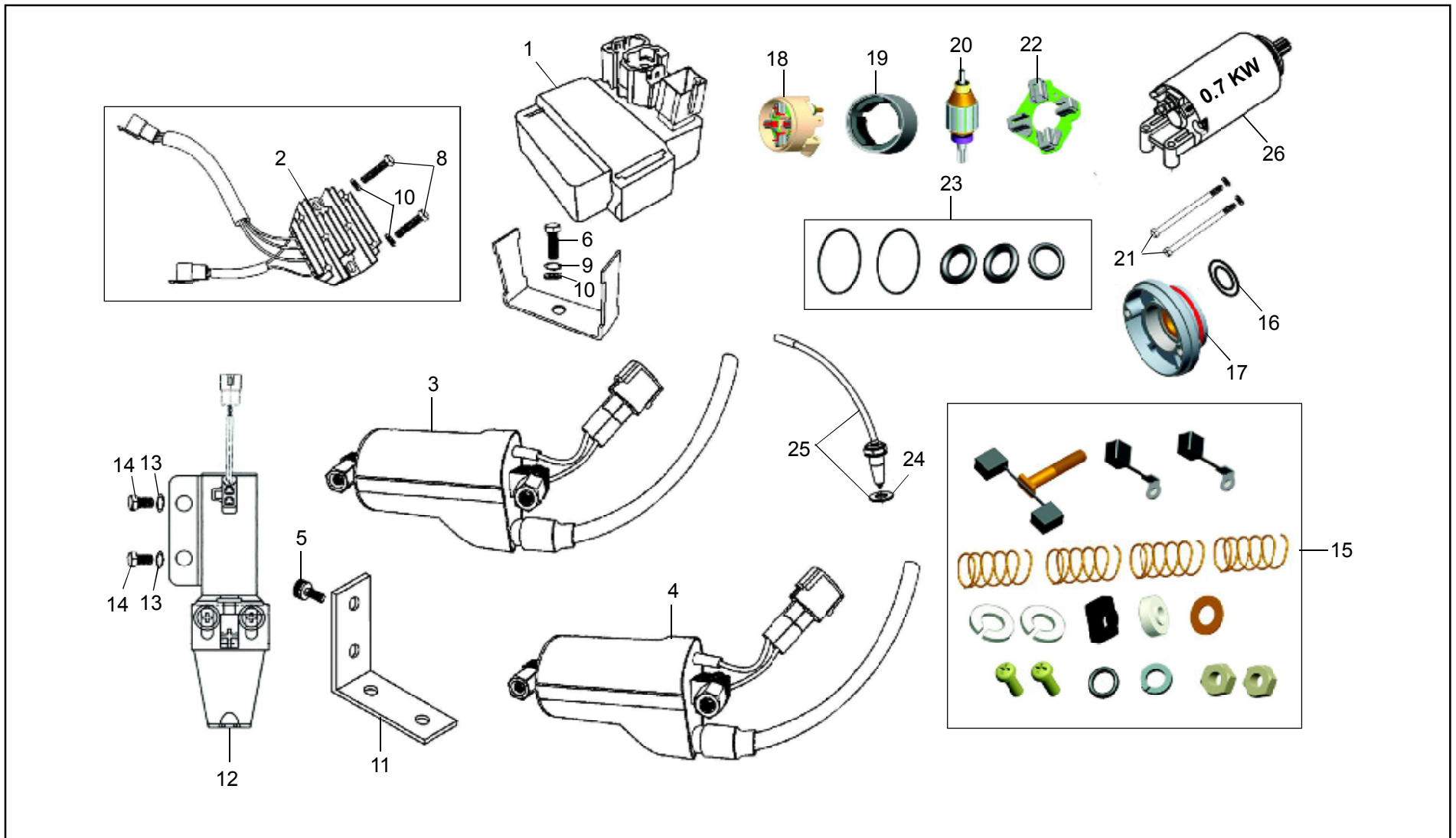
07-40 TCI System & Starter Motor



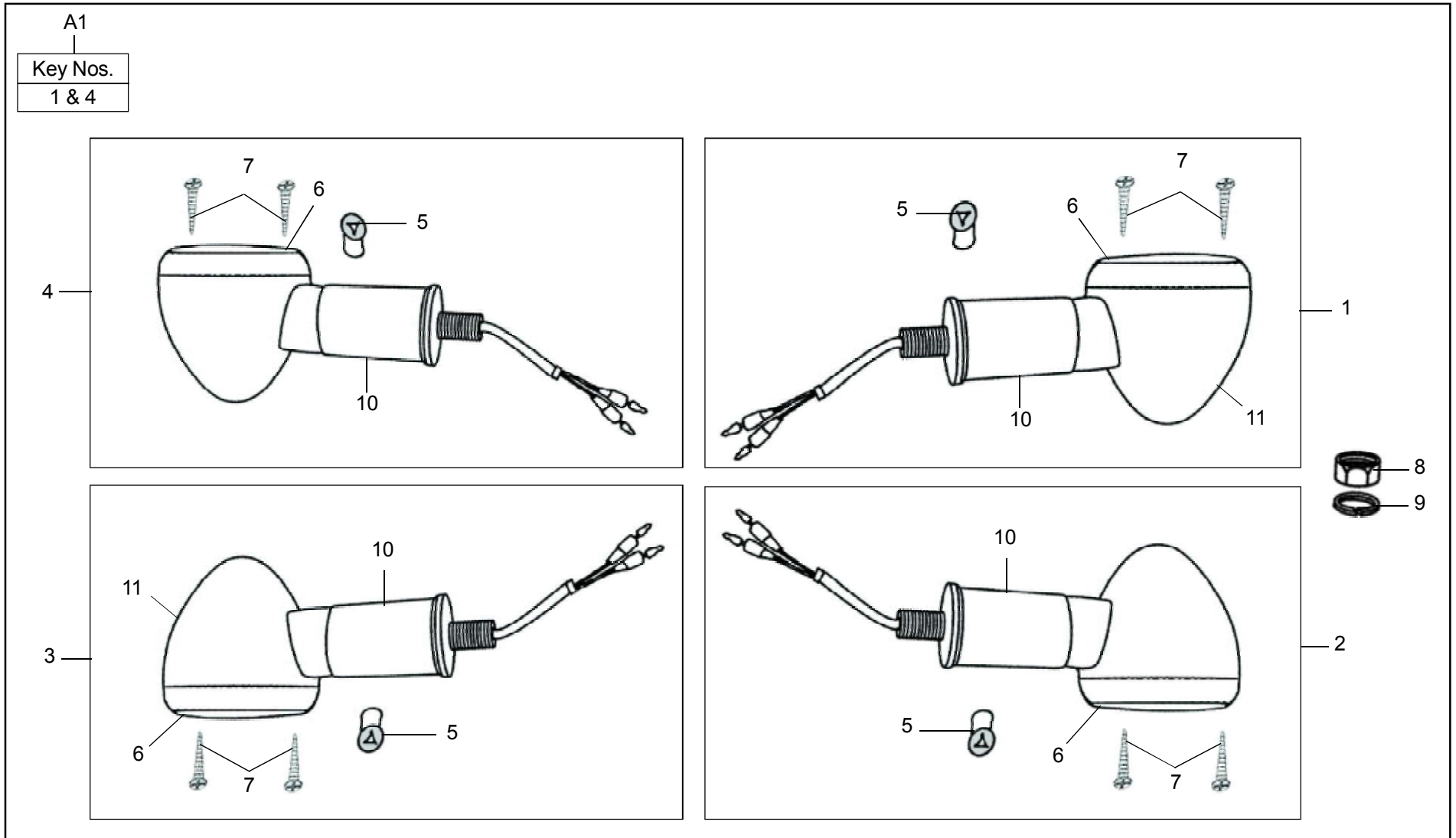
07-40 TCI System & Starter Motor

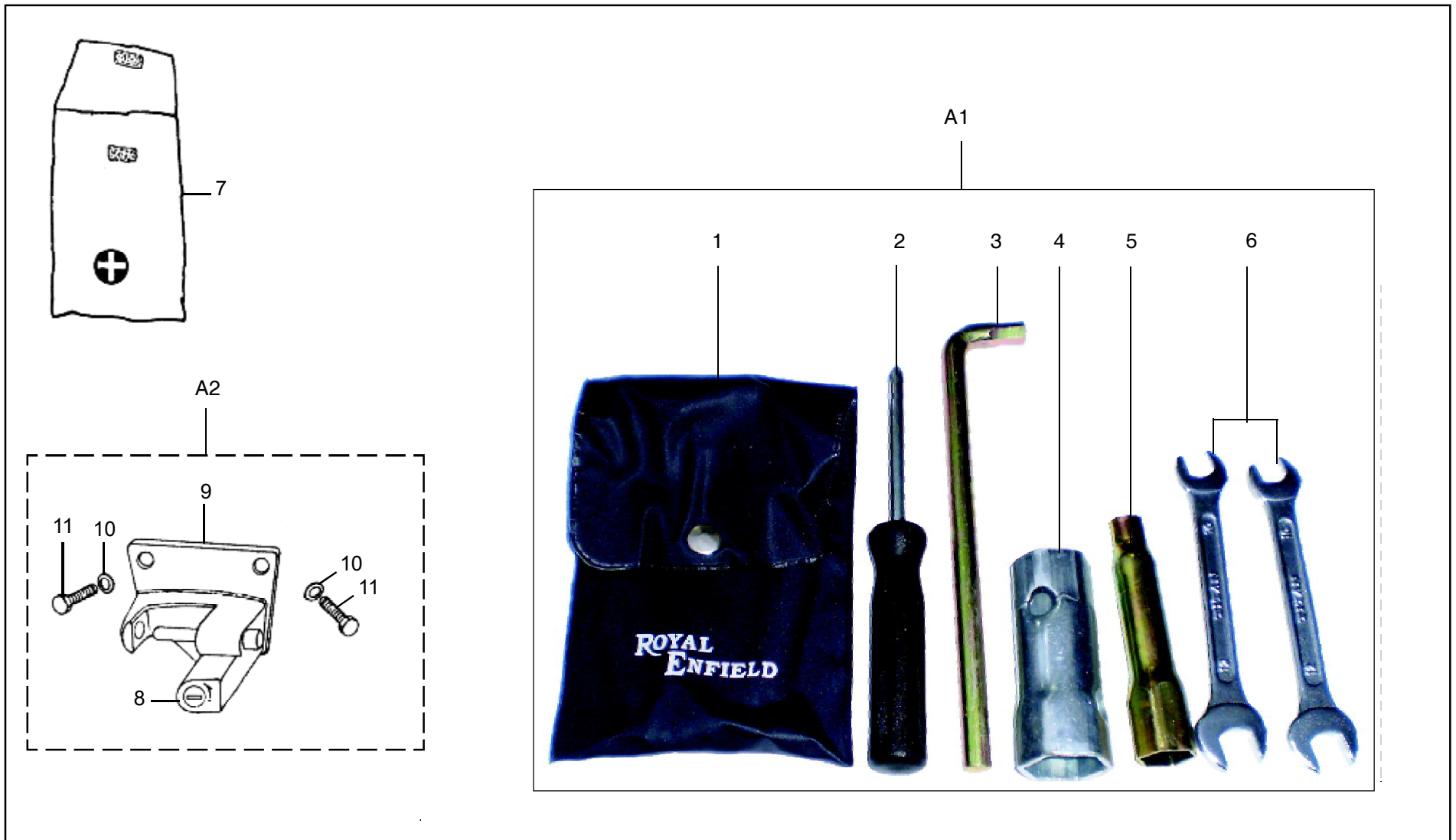
KEY No.	PART NUMBER	DESCRIPTION	QTY.	MODIFICATION DETAILS			REMARKS	MOQ Nos.
				PART No.	EFFECTIVE CH. No.	INT		
1	147067/F	TCI - Unit (Black Colour)	1				For White Passivation Magneto, SB-595, 596	1
	570607/A	TCI - Unit Dual Spark (Green Colour)	1				For White Passivation Magneto, SB - 595,596,652,662	1
	592238/B	Digital TCI - Unit (Blue Colour)	1				For Olive Green Passivation Magneto, SB - 652 & SB - 662 SB31-2014, SPM-018,019	1
2	147098/C	R/R Unit - 3 Phase (Double Coupler)	1				SB - 461, 477, 497	1
3	581027/B	Primary Ignition Coil	1					1
4	147096/A	Secondary Ignition Coil	1					1
5	502071	Hex Screw M5 X 0.8 X 10L (Ignition Coil Mounting)	5					50
6	142274	Hex Screw for TCI M6 X 16	1	586052/A			Y SB - 477, 687	20
7	502026/B	Bracket TCI Unit	1					10
8	143498	Hex Screw RR Mounting M6 X 25	1	586053/A			Y Old Type, < Feb. '12 (N.S.), SB-687	20
	586053/A	Hex. Bolt M6 X 25	2				New Type, > Mar. '12 SB-687	10
9	140129	Lock Washer	2	586031/A			Y Old Type, < Feb. '12 (N.S.), SB-477,560,687	50
	586031/A	Lock Washer Internal Teeth M6	2				New Type, >Mar.'12, SB-687	50
10	141061/1	Plain Washer	3	586032/A			Y Old Type, < Feb. '12 (N.S.) SB - 477, 684, 687	50
	586032/A	Plain Washer	3				New Type, >Mar.'12, SB-687	20
11	580377/B	Bracket, Ignition Coil	1					2

07-40 TCI System & Starter Motor

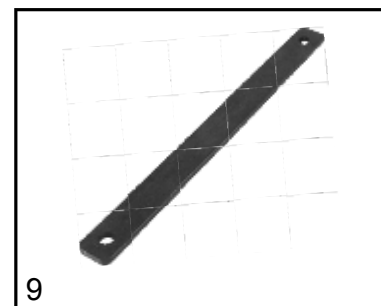







07-50 Trafficator Lights

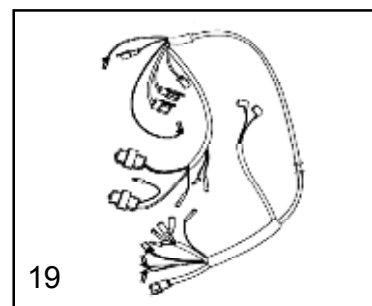
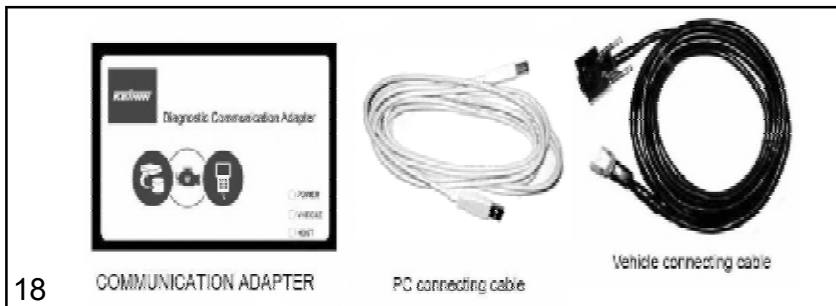



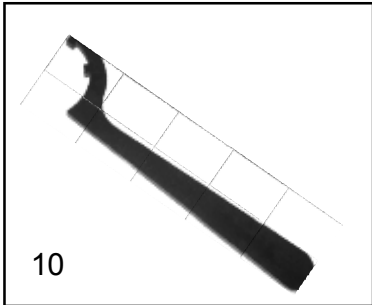




08-10 Special Tools List - A (COMMON)




08-20 Special Tools List - B






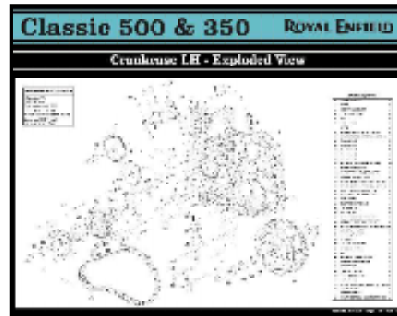
1




2



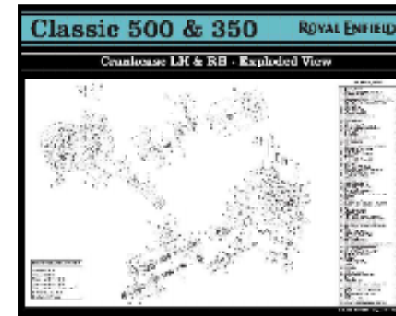
3



4



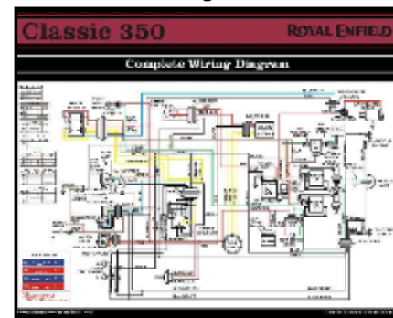
5



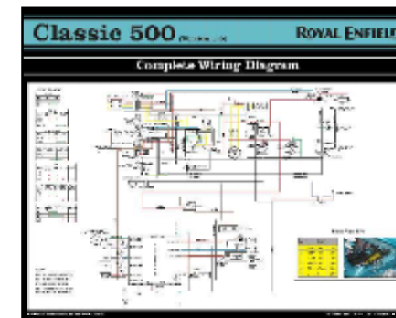
6



7




8




9

09-10 Wall Charts List-B (Domestic)


A1
Key Nos.
1 to 5




1




2




3



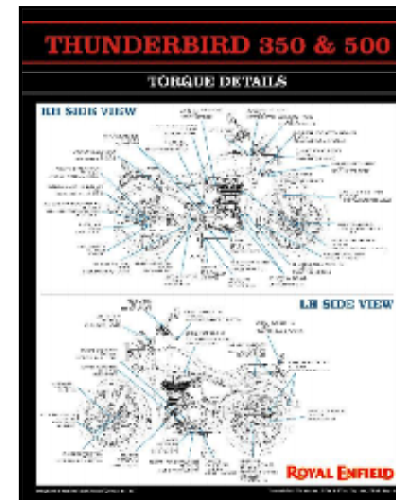
4




5



6



7



8

09-20 All UCE Models Service Publication List (Domestic)



1



2



3



4



5



6-a



6-b




7



8



9



10



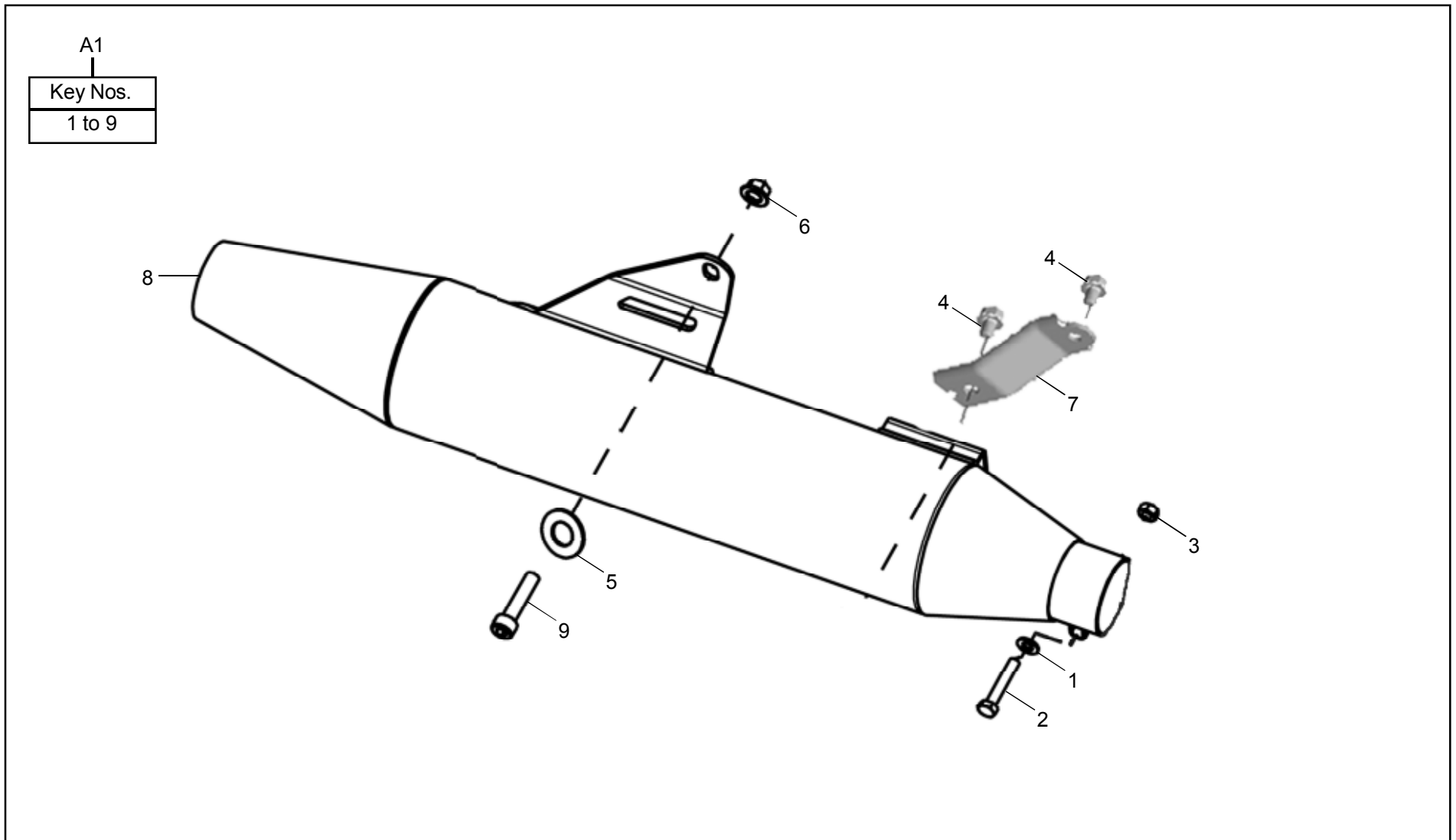
11

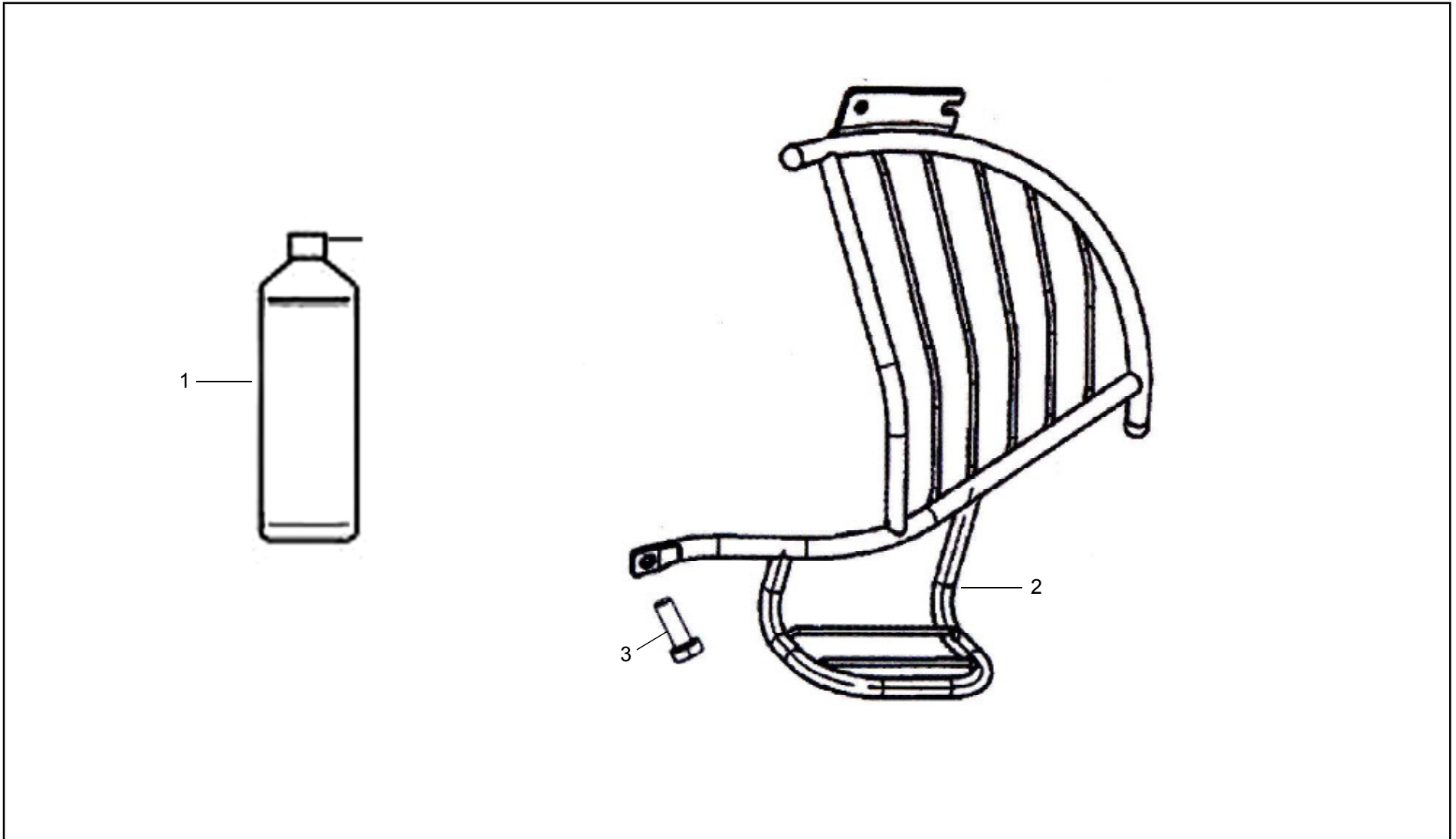


12



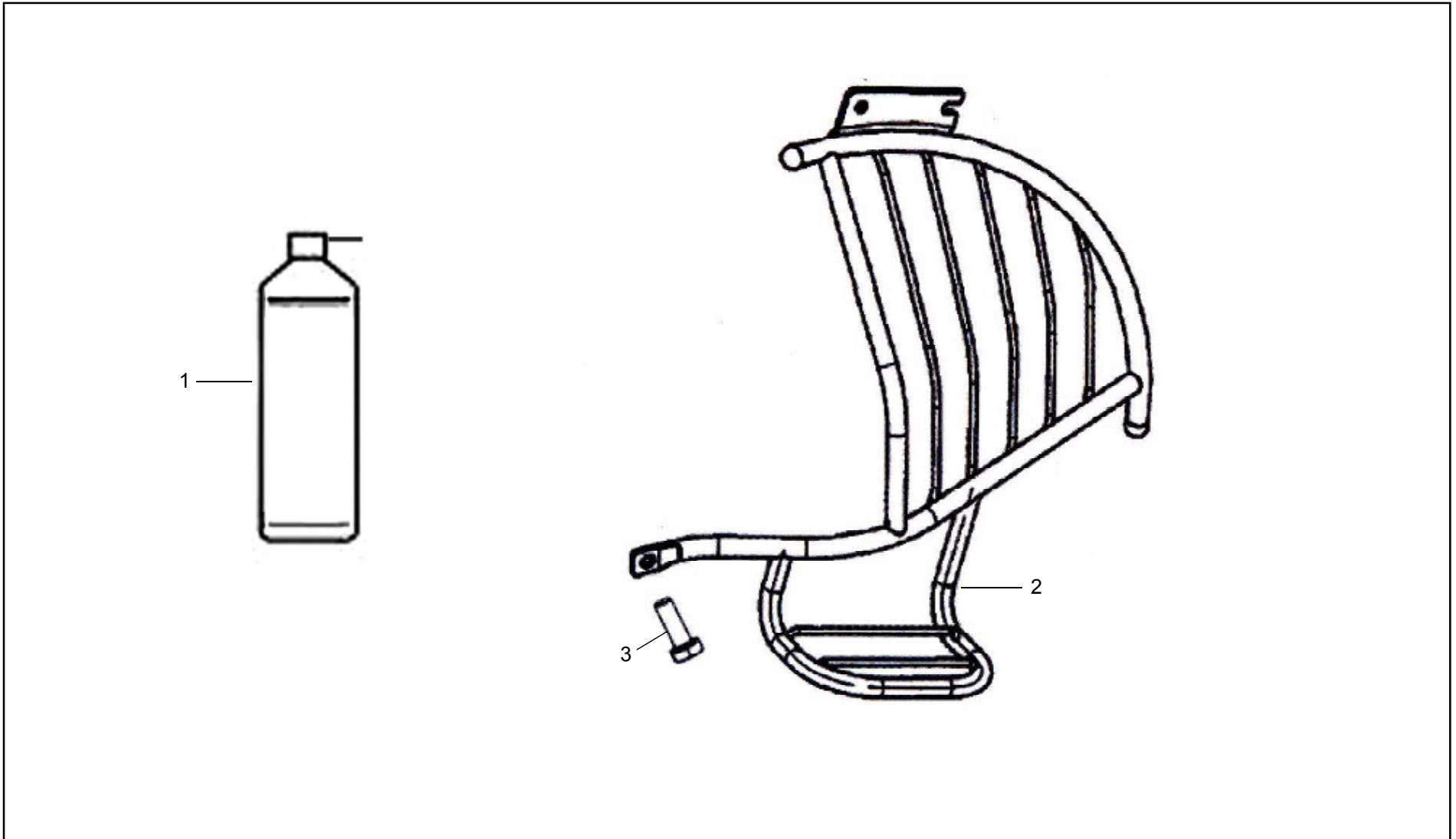
13





09-40 After Market Parts - B

KEY No.	PART NUMBER	DESCRIPTION	QTY.	MODIFICATION DETAILS			REMARKS	MOQ Nos.
				PART No.	EFFECTIVE CH. No.	INT		
1	320050	Touch Up Paint Aerosal, Black (440 ML)	1					1
	320051	Touch Up Paint Aerosal, Black (180 ML)	1					1
	320119	Touch Up Paint Aerosal, Silver (440 ML) - RJ 1580	1					1
	320040	Touch Up Paint Aerosal, Royal Maroon C5 (440 ML)	NA				Reference Only	1
	320039	Touch Up Paint Aerosal, Classic Green C5 (440 ML)	NA				Reference Only	1
	320052	Touch Up Paint Aerosal, Classic Green C5 (180 ML)	NA	320039		Y	Reference Only	1
	320064	Touch Up Paint Aerosal, Desert Storm (180 ML)	NA				Reference Only	1
	320321	Touch Up Paint Aerosal, Rivera Red	NA				Reference Only	1
	320012	Touch Up Paint Aerosal, Magic Black	NA	320107		Y	Reference Only	1
	320055	Touch Up Paint Aerosal, Dark Silver (120 GSM)	NA	320697		Y	Reference Only	1
	320038	Touch Up Paint Aerosal, PU Clear (Lacquer) (440 ML)	1					1
	320060	Touch Up Paint Aerosol, Olive Green (180 ML)	NA				Reference Only	1
	320014	Touch Up Paint Aerosol, PO Red - EZPU	1					1
	320706	Touch Up Paint Aerosol - Royal Maroon, 180 ML	NA				Reference Only	1
	320730	Touch Up Paint Aerosol - Acrylic Royal Silver Ash, 400 ML	1				Apply Silver Powder Coating Engine Parts	1
	390370	Touch Up Paint Aerosol - Lagoon Blue	NA				Reference Only	1
	390371	Touch Up Paint Aerosol - White Ash	NA				Reference Only	1
	321010	Touch Up Paint Aerosol - Dead Matt Black, NT & VT	NA				Reference Only	1
	390368	Touch Up Paint Aerosol - Marine Spray	NA				Reference Only	1
	390369	Touch Up Paint Aerosol - Lightening	NA				Reference Only	1
320678	Dark Silver Touch Up Paint, 200 ML	NA				Reference Only	1	
320107	TSA Magic Black Touch Up Paint, 200 ML	NA				Reference Only	1	



10-00 Part Number Index

The following table gives the part numbers in the ascending order, indexed to the relevant page numbers and key numbers. If a particular part number appears in more than one page, all the page numbers and the respective key numbers are indicated.

Part No.	Page No.	Key No.	Part No.	Page No.	Key No.	Part No.	Page No.	Key No.	Part No.	Page No.	Key No.	Part No.	Page No.	Key No.	Part No.	Page No.	Key No.
110050	53	5	141093	167	11	143498	161	8	146229	101	15	140293/1	47	26	141133/A	125	14
110280	107	19	141135	125	16	143657	139	22	146230	97	28	140293/1	135	8	141133/B	105	2
110349	107	12	141136	125	18	144296	123	A7	146230	101	21	140302/3	137	9	141161/C	81	4
110349	125	15	141234	117	9	144436	23	23	146231	97	27	140304/1	97	25	141162/C	81	5
110422	111	16	141560	71	10	144519	159	2	146231	101	22	140304/1	117	4	141246/C	47	25
111846	139	29	141649	155	10	144766	141	7	146238	99	10	140331/A	57	23	141306/2	103	8
111914	25	49	141755	155	15	145090	33	45	146336	83	9	140332/B	57	22	141306/2	135	4
112153	123	A6	141831	113	29	145090	129	4	146337	83	7	140333/B	57	21	141306/2	139	20
140129	137	16	141862	155	14	145091	131	12	146418	153	7	140355/B	107	21	142257/B	57	33
140129	161	9	141963	67	24	145233	97	19	146451	153	8	140355/B	127	29	142532/B	103	2
140129	167	10	142065	71	7	145854	119	4	146914	155	16	140383/3	139	25	143144/2	69	38
140129	179	1	142182	95	8	146212	99	1	146915	155	12	140402/C	135	6	143275/B	139	23
140143	113	26	142182	165	8	146213	99	2	146917	165	6	141061/1	73	6	143496/A	113	27
140201	95	3	142237	153	13	146214	101	18	170374	109	9	141061/1	103	6	143843/C	155	17
140542	157	9	142258	71	1	146215	99	13	170448	155	11	141061/1	109	11	143906/B	95	12
141044	73	7	142258	153	12	146216	99	12	110037/3	53	4	141061/1	135	3	144349/1	159	3
141044	179	2	142274	109	12	146217	99	5	110037/3	57	24	141061/1	137	17	144471/A	123	2
141051	25	47	142274	139	28	146218	99	4	110298/2	133	5	141061/1	147	4	144570/D	129	1
141051	47	27	142274	147	3	146219	99	3	111696/1	117	3	141061/1	159	5	144581/F	95	5
141051	71	3	142274	159	4	146220	99	11	120005/B	55	9	141061/1	161	10	144582/E	95	4
141060	75	13	142274	161	6	146221	99	6	124168/7	97	17	141061/1	179	5	144583/F	95	2
141060	137	15	142274	179	4	146222	99	7	124169/9	97	23	141109/1	105	8	144600/A	33	54
141060	139	26	142606	131	17	146223	101	17	140080/2	75	9	141109/1	127	22	144636/A	43	8
141060	159	12	142606	163	13	146224	101	19	140080/2	97	18	141113/1	127	30	144636/A	45	16
141060	179	3	142835	107	17	146225	101	20	140080/2	143	10	141114/B	123	3	144636/A	59	44
141093	109	12	143407	117	5	146226	99	14	140090/1	139	27	141115/C	123	6	144636/A	69	42
141093	137	18	143498	113	25	146228	101	16	140193/B	95	13	141119/C	123	8	144636/A	113	26

10-00 Part Number Index

Part No.	Page No.	Key No.	Part No.	Page No.	Key No.	Part No.	Page No.	Key No.	Part No.	Page No.	Key No.	Part No.	Page No.	Key No.	Part No.	Page No.	Key No.
144766/A	117	12	145940/B	99	A1	147076/A	101	21	170372/B	109	10	390069	19	4	502071	163	14
144846/A	23	31	145941/B	99	A2	147096/A	161	4	170398/A	81	3	390368	181	1	521110	115	5
144846/A	59	39	146031/A	59	46	147098/C	161	2	170398/A	157	11	390369	181	1	521125	71	9
144886/C	133	2	146042/A	113	28	147150/B	129	2	170399/A	117	2	390370	181	1	521157	115	2
145088/B	131	11	146044/A	77	3	147262/A	153	4	170547/A	123	A3	390371	181	1	521199	143	11
145089/B	129	3	146134/C	153	1	147270/A	77	13	210026	103	4	500355	55	7	521206	157	4
145157/B	25	42	146152/A	113	28	147285/D	105	A1	320012	181	1	500829	111	21	521208	157	7
145186/C	117	11	146173/C	159	10	147294/A	153	3	320014	181	1	500834	65	13	521209	157	6
145368/A	111	14	146199/B	83	A1	147372/B	111	15	320038	181	1	500835	65	12	521210	157	1
145369/A	111	15	146244/C	153	14	147507/A	105	2	320039	181	1	500836	65	6	521219	165	5
145446/A	95	1	146256/A	125	19	147507/A	125	14	320040	181	1	500837	65	7	521278	157	5
145475/A	167	8	146347/D	117	1	147548/B	159	1	320050	181	1	500838	65	9	540040	73	8
145553/B	123	4	146430/A	97	19	147559/A	73	5	320051	181	1	500839	65	8	540078	75	14
145708/A	31	32	146435/A	159	9	147649/A	91	A2	320052	181	1	500841	67	21	550024	61	18
145782/A	79	19	146450/B	31	44	147650/A	87	A1	320055	181	1	500842	67	25	550025	31	33
145833/A	43	15	146459/A	23	34	147652/B	105	3	320060	181	1	500843	67	22	550028	21	4
145862/A	97	26	146499/A	127	21	147736/A	109	2	320064	181	1	500845	67	16	550087	57	28
145862/A	137	10	146642/A	25	42	147787/C	49	42	320107	181	1	500846	67	19	550095	21	6
145867/A	53	1	146714/A	57	32	147849/A	117	12	320118	183	1	500847	67	20	550108	59	47
145867/A	53	1	146772/C	165	4	147849/A	141	7	320119	181	1	500848	65	5	550141	61	7
145867/A	55	2	146773/C	165	1	147870/A	113	31	320119	183	1	500855	67	30	560506	71	1
145867/A	55	2	146774/C	165	3	147891/A	111	14	320321	181	1	500856	67	29	560510	85	A1
145867/A	73	3	146775/C	165	2	147896/A	73	5	320678	181	1	500857	67	28	560512	85	A2
145867/A	97	29	146780/C	155	A2	147897/A	71	13	320697	183	1	500862	69	37	560534	83	16
145867/A	97	30	146797/A	103	9	147980/A	91	A1	320706	181	1	500869	69	36	560534	85	10
145867/A	179	6	146875/A	77	11	150324/A	105	9	320730	181	1	500870	69	35	560535	83	17
145870/A	111	14	146882/A	25	38	150324/A	125	20	321010	181	1	500871	67	27	560535	85	11
145872/B	75	11	147058/A	31	30	170242/A	135	5	390066	19	7	500872	69	48	560540	83	18
145882/A	103	5	147067/F	161	1	170352/1	117	6	390067	19	6	500874	67	33	560564	99	8
145882/A	135	2	147076/A	97	28	170357/B	139	21	390068	19	5	502071	161	5	560567	83	11

10-00 Part Number Index

Part No.	Page No.	Key No.
560568	83	A2
560570	83	10
560571	83	12
560572	83	13
560573	83	3
560574	83	1
560575	83	2
560579	83	8
560580	83	5
560581	77	12
560581	83	6
560583	85	15
560584	85	1
560585	85	6
560586	85	4
560587	85	3
560588	85	2
560589	85	7
560590	85	14
560591	85	12
560592	85	13
560593	85	5
560594	85	8
560595	85	9
560609	83	5
560632	77	10
560633	77	14
570011	53	14
570013	21	5
570013	53	11

Part No.	Page No.	Key No.
570016	45	2
570021	23	24
570024	47	22
570025	23	33
570025	45	4
570028	55	11
570030	43	9
570030	45	18
570032	49	38
570037	55	10
570052	27	2
570064	47	29
570073	47	32
570094	45	1
570125	55	8
570130	23	33
570130	47	34
570155	25	36
570157	61	A1
570207	57	16
570209	57	17
570213	33	53
570234	29	15
570241	23	25
570241	33	48
570259	141	5
570273	41	32
570277	59	54
570407	43	4
570422	23	27

Part No.	Page No.	Key No.
570440	51	1
570441	51	12
570442	45	12
570442	51	2
570481	59	43
570615	61	A3
570713	33	55
570775	69	34
570804	55	A1
570936	65	2
570943	65	3
570944	65	A5
571253	69	49
580547	115	14
580572	115	11
580580	155	4
580581	155	1
580582	155	6
580583	155	5
580584	155	2
591972	77	16
591973	79	17
591974	79	18
591975	77	15
597036	123	A6
597127	159	16
597128	109	3
597128	159	14
597129	159	17
597176	167	A2

Part No.	Page No.	Key No.
597204	95	A2
597273	105	A7
597362	95	A1
597363	95	A4
597382	77	A2
597404	165	A1
597436	177	10
597438	179	A1
597457	119	A1
597459	51	A2
500104/D	53	2
500104/D	55	5
500116/A	41	37
500123/A	41	36
500207/A	41	31
500210/A	59	53
500303/2	41	41
500307/A	39	16
500309/B	39	17
500322/A	39	18
500347/A	39	19
500352/A	39	15
500613/A	23	21
500616/A	23	19
500617/A	21	16
500619/A	23	20
500621/A	21	17
500622/B	21	3
500635/A	49	37
500637/B	21	15

Part No.	Page No.	Key No.
500712/A	71	11
500823/A	71	12
500904/B	39	20
500905/C	159	6
500961/A	47	25
502018/B	43	15
502019/A	43	14
502026/B	161	7
502070/A	31	31
510804/A	73	2
521060/D	137	12
521063/C	137	13
521066/B	145	3
521067/B	95	11
521081/H	115	3
521085/B	115	11
521086/A	115	10
521087/E	147	6
521087/E	153	10
521088/B	147	5
521089/B	147	7
521089/B	153	9
521092/D	71	8
521093/C	71	6
521095/A	137	19
521108/C	147	1
521111/A	137	11
521112/B	145	4
521116/D	115	4
521124/A	145	5

Part No.	Page No.	Key No.
521129/B	71	4
521131/B	95	14
521132/B	95	15
521133/B	97	22
521134/A	97	21
521142/A	145	5
521145/A	159	13
521159/A	113	24
521162/A	97	20
521172/A	71	5
521183/A	167	9
521186/A	77	8
521200/A	69	40
521202/A	77	5
521204/F	153	11
521237/B	71	A1
521238/C	71	2
521250/D	157	A1
521264/A	77	7
521265/A	77	6
550007/E	61	14
550008/D	61	15
550011/E	61	10
550023/E	61	12
550030/C	57	18
550030/C	61	9
550032/A	53	10
550032/A	55	12
550061/B	43	6
550072/B	29	16

10-00 Part Number Index

Part No.	Page No.	Key No.
550075/A	61	1
550078/A	61	6
550081/F	61	4
550082/C	57	26
550083/B	57	27
550086/A	45	5
550086/A	57	29
550090/F	61	5
550091/F	61	3
550102/A	43	10
550119/B	63	21
550216/E	61	11
550256/A	29	18
550507/A	43	12
550661/A	43	10
560195/A	77	2
560502/D	105	11
560511/B	83	15
560513/B	83	A1
560516/A	97	24
560516/A	103	7
560519/D	107	13
560520/E	105	1
560521/B	107	14
560522/E	107	15
560523/E	105	7
560524/B	107	16
560525/A	45	11
560525/A	107	18
560530/D	83	14

Part No.	Page No.	Key No.
560530/E	105	4
560539/C	77	1
560545/A	85	16
560546/A	105	5
560679/B	105	1
570005/C	53	7
570006/E	53	6
570007/F	49	36
570008/F	53	3
570012/C	53	12
570018/G	41	39
570029/D	47	24
570039/D	31	41
570040/C	31	41
570041/C	31	41
570044/J	31	36
570047/E	47	19
570048/F	27	A1
570051/B	27	1
570054/G	59	37
570057/B	33	56
570057/B	59	36
570059/C	23	28
570063/F	47	30
570072/C	49	39
570074/I	47	33
570078/D	59	35
570086/D	47	21
570087/D	53	13
570088/D	45	15

Part No.	Page No.	Key No.
570089/D	45	17
570090/D	45	14
570091/D	47	35
570095/D	47	23
570097/B	55	1
570099/C	31	42
570100/B	31	38
570102/D	25	50
570102/D	29	12
570108/F	33	58
570110/F	33	57
570123/C	21	13
570126/E	37	7
570127/E	37	8
570128/F	37	4
570128/F	37	4
570129/H	37	3
570129/H	37	3
570131/A	37	9
570132/A	31	35
570141/E	55	6
570158/B	61	A2
570163/D	39	24
570164/D	39	23
570165/C	41	42
570166/C	41	40
570175/B	111	18
570176/D	23	32
570181/C	29	11
570182/B	25	51

Part No.	Page No.	Key No.
570183/D	21	2
570184/B	29	24
570185/B	59	50
570186/D	59	49
570187/B	59	52
570192/C	41	35
570193/B	59	51
570198/C	29	27
570201/F	53	9
570201/F	55	13
570202/E	61	8
570204/N	63	20
570205/Q	61	16
570206/N	57	15
570208/B	57	14
570214/F	33	52
570215/F	59	40
570218/C	59	48
570219/F	29	22
570227/F	29	17
570229/D	29	19
570230/F	29	20
570231/H	29	23
570233/B	29	25
570235/F	29	21
570236/K	57	20
570239/C	57	31
570240/B	57	30
570242/D	25	40
570244/C	43	13

Part No.	Page No.	Key No.
570246/E	33	49
570247/D	33	50
570248/E	57	19
570249/H	45	8
570254/D	33	51
570254/D	119	5
570255/B	45	7
570261/B	69	39
570262/F	111	19
570263/B	111	21
570272/A	39	30
570276/D	59	38
570280/B	31	39
570281/A	27	8
570282/M	65	1
570286/C	25	39
570288/B	167	A1
570291/A	43	3
570292/A	27	6
570293/A	27	4
570294/A	27	5
570295/A	47	20
570298/A	31	37
570298/A	31	40
570298/A	39	14
570298/A	43	17
570298/A	45	6
570299/A	111	20
570300/C	27	8
570300/C	33	47

Part No.	Page No.	Key No.
570302/A	27	9
570304/B	29	13
570309/D	27	A2
570310/B	55	A2
570409/E	43	16
570409/E	81	2
570410/F	43	5
570414/B	47	28
570416/K	21	7
570421/A	31	34
570423/A	23	22
570424/D	21	10
570425/B	21	8
570426/H	21	9
570431/B	21	5
570431/B	21	11
570431/B	57	34
570432/C	21	14
570433/B	51	11
570434/D	51	6
570435/B	51	9
570436/C	51	7
570437/C	51	8
570438/B	51	5
570439/B	51	4
570443/C	45	9
570443/C	51	A1
570444/E	25	37
570446/K	45	13
570447/B	51	3

10-00 Part Number Index

Part No.	Page No.	Key No.
570451/B	51	10
570452/E	43	2
570463/A	23	26
570465/C	45	10
570467/C	23	35
570468/B	59	45
570469/A	57	25
570478/B	39	25
570479/B	39	28
570480/B	39	27
570482/B	39	26
570489/A	39	29
570532/N	37	11
570533/N	37	10
570535/G	37	12
570536/G	39	13
570537/D	41	33
570538/D	41	34
570543/C	33	57
570547/C	121	A3
570570/D	49	40
570596/B	61	13
570600/A	27	A3
570604/A	23	29
570605/A	29	28
570606/A	31	29
570607/A	161	1
570702/A	57	29
570715/A	53	15
570715/A	55	4

Part No.	Page No.	Key No.
570716/A	53	16
570716/A	55	3
570718/A	21	6
570720/A	31	30
570732/B	67	23
570777/A	33	60
570805/B	55	A2
570806/A	57	20
570807/D	25	54
570808/D	25	52
570813/B	27	8
570821/A	61	19
570823/A	61	17
570833/A	65	4
570834/A	65	10
570835/A	67	15
570836/B	69	47
570837/A	67	18
570838/A	67	17
570839/A	67	32
570840/A	67	31
570841/A	69	34
570842/A	67	26
570844/B	69	43
570845/A	69	45
570846/A	69	44
570872/A	23	35
570873/A	67	14
570874/A	65	11
570892/B	33	45

Part No.	Page No.	Key No.
570898/A	53	8
570940/A	69	50
571117/C	37	5
571118/A	37	6
571164/B	31	43
571166/B	27	3
571170/D	59	41
571201/A	23	18
571205/A	53	8
571206/A	69	41
571216/A	47	29
571221/A	47	23
571254/A	23	28
572015/A	43	11
572021/C	37	7
572022/C	37	8
572044/A	63	22
572616/A	27	7
572617/A	27	10
572617/A	163	26
573028/A	55	6
573906/A	37	4
573906/A	37	4
573907/A	37	6
573925/A	43	1
573931/A	39	29
573932/A	37	3
573932/A	37	3
573933/A	37	5
573964/A	25	38

Part No.	Page No.	Key No.
573968/A	25	37
573983/A	59	40
580030/A	109	6
580037/H	121	4
580038/F	121	6
580064/B	141	A6
580076/B	27	7
580100/B	119	3
580114/B	149	7
580122/A	115	8
580139/C	131	13
580144/C	33	53
580151/A	151	18
580170/E	123	A1
580182/B	123	7
580182/B	129	A1
580199/A	153	6
580200/A	133	6
580202/C	133	1
580203/D	151	13
580210/B	147	8
580229/B	103	2
580247/A	115	6
580248/A	115	7
580265/E	133	3
580275/E	153	2
580281/C	143	13
580286/A	33	59
580288/B	163	12
580290/A	115	4

Part No.	Page No.	Key No.
580292/A	115	1
580293/C	141	1
580294/B	141	9
580295/A	117	8
580303/A	109	6
580306/F	27	10
580306/F	163	26
580308/B	127	23
580309/A	125	9
580310/A	129	8
580311/B	127	25
580313/B	139	24
580314/A	151	17
580335/A	111	17
580336/A	111	13
580337/B	113	23
580338/B	149	10
580339/A	95	7
580339/A	149	11
580339/A	165	9
580340/A	113	22
580340/A	115	13
580340/A	141	8
580340/A	151	12
580341/B	151	14
580342/C	149	4
580343/A	121	1
580343/A	149	5
580344/A	121	2
580344/A	149	8

Part No.	Page No.	Key No.
580345/B	151	15
580346/A	149	9
580347/D	121	5
580349/A	103	3
580349/A	141	6
580355/A	123	3
580356/A	123	6
580357/B	127	24
580358/B	125	10
580359/A	125	11
580360/A	125	13
580361/A	117	10
580361/A	125	12
580362/C	129	6
580363/A	129	5
580364/B	131	16
580365/A	131	14
580366/A	131	15
580367/A	129	9
580368/B	129	10
580369/A	133	10
580371/A	129	4
580372/A	129	3
580376/C	141	4
580377/B	161	11
580379/B	143	18
580380/A	143	15
580381/D	143	14
580387/A	81	1
580388/D	141	A1

10-00 Part Number Index

Part No.	Page No.	Key No.
580389/D	141	A2
580389/D	141	2
580392/B	141	A3
580393/B	141	A4
580394/A	141	3
580395/B	39	21
580396/A	159	3
580397/A	159	11
580399/A	143	10
580402/A	77	A1
580404/A	77	4
580407/B	159	7
580408/E	133	9
580411/A	115	2
580412/A	133	4
580423/B	133	8
580424/A	153	5
580427/B	123	A2
580431/E	115	12
580441/A	77	9
580447/A	147	2
580448/A	151	16
580543/A	115	15
580544/A	115	A1
580545/A	95	10
580548/A	115	9
580548/A	145	6
580549/A	115	9
580549/A	145	6
580550/A	115	9

Part No.	Page No.	Key No.
580551/A	115	9
580551/A	145	6
580552/A	145	9
580575/C	155	A1
580592/A	119	2
580592/A	119	2
580593/A	139	32
580611/A	75	12
580612/D	73	1
580613/A	73	4
580614/A	75	10
580624/B	183	2
580637/A	183	3
580645/A	179	7
580647/A	179	8
580648/D	159	8
580660/B	75	15
580749/D	121	8
580762/E	75	10
580772/B	73	1
580786/A	73	4
580794/A	163	17
580795/A	163	16
580811/B	135	A2
580822/A	29	28
580867/A	97	31
581027/B	161	3
581158/A	73	8
581158/A	179	9
582510/A	163	24

Part No.	Page No.	Key No.
582511/A	71	15
582519/A	89	30
582556/A	171	19
582602/A	163	20
582603/A	163	18
582604/A	163	22
582605/A	163	23
582606/A	163	15
582607/A	163	21
582638/A	73	2
582641/A	155	9
582642/A	155	8
582643/A	155	7
582646/A	165	6
582647/A	165	10
582650/A	165	11
583866/B	141	9
583889/A	155	10
586001/A	151	14
586002/A	97	26
586002/A	103	3
586002/A	133	7
586002/A	137	10
586002/A	151	19
586002/A	183	3
586004/A	113	22
586004/A	115	13
586004/A	141	8
586004/A	151	12
586004/A	165	8

Part No.	Page No.	Key No.
586005/A	55	2
586005/A	73	3
586005/A	97	30
586008/A	31	32
586008/A	121	2
586008/A	149	8
586009/A	125	11
586010/A	125	13
586011/A	123	3
586012/A	125	12
586014/A	75	11
586015/A	117	8
586016/A	117	9
586017/A	117	10
586018/A	97	25
586018/A	117	4
586019/A	117	5
586021/A	135	4
586022/A	93	18
586025/A	71	1
586027/A	131	15
586028/A	129	10
586029/A	75	13
586029/A	137	15
586029/A	139	26
586029/A	159	12
586032/A	73	6
586032/A	99	9
586032/A	109	11
586032/A	135	3

Part No.	Page No.	Key No.
586032/A	137	17
586032/A	147	4
586032/A	159	5
586032/A	161	10
586033/A	47	26
586033/A	135	8
586035/A	139	25
586035/A	139	27
586035/A	157	10
586036/A	71	14
586036/A	75	9
586036/A	95	7
586036/A	97	18
586036/A	149	11
586036/A	165	9
586038/A	103	4
586040/A	129	9
586041/A	133	6
586045/A	133	5
586046/A	135	6
586047/A	135	7
586049/A	139	22
586052/A	139	28
586053/A	113	25
586053/A	161	8
586056/A	111	20
586068/A	157	9
586070/A	107	17
586071/A	113	26
586076/A	133	8

Part No.	Page No.	Key No.
586077/A	133	10
586082/A	111	13
586082/A	151	21
586084/A	25	47
586084/A	47	27
586085/A	125	13
591074/C	133	3
591163/A	75	12
591386/A	151	15
591393/B	117	8
591451/A	131	16
591578/A	73	7
591883/A	109	2
591991/B	117	12
591991/B	141	7
591992/B	141	7
592212/A	153	1
592237/A	31	29
592238/B	161	1
592256/A	91	6
592281/A	79	21
592281/A	87	9
592286/A	127	26
592300/A	79	20
592593/A	45	A1
592613/A	163	19
592648/A	163	18
592661/A	49	41
592661/A	163	25
592897/C	151	20

10-00 Part Number Index

Part No.	Page No.	Key No.
592913/A	153	1
592968/A	159	15
593000/C	73	8
593009/C	111	17
593011/C	111	13
593011/C	151	21
593022/C	149	7
593024/D	149	9
593038/D	107	18
593039/D	125	9
593040/D	127	25
593041/B	127	23
593049/C	149	4
593050/C	149	5
593060/C	149	10
593061/C	151	15
593062/C	107	15
593063/C	105	7
593070/C	133	9
593075/D	129	5
593076/C	129	6
593090/C	45	5
593110/B	117	2
593113/B	117	3
593142/B	125	10
593143/B	127	24
593165/A	111	17
594425/A	79	19
594545/A	113	23
594630/A	93	17

Part No.	Page No.	Key No.
594704/A	87	A2
594705/A	87	A7
594706/A	87	A8
594707/A	87	A9
594708/A	87	A10
594709/A	87	A11
594710/A	87	A4
594712/A	87	A5
594713/A	91	A6
594714/A	91	A7
594715/A	91	A3
594717/A	91	A8
594718/A	91	A9
594720/A	91	A5
594721/A	87	A6
594721/A	91	A4
594744/A	153	15
594833/A	135	6
597435/C	177	9
597473/B	173	A1
600003	35	A2
801040	131	11
801269	95	6
801479	119	6
801479	123	5
801518	135	1
801527	149	2
801528	149	3
801529	149	6
801531	117	7

Part No.	Page No.	Key No.
801535	119	1
801540	129	7
801545	149	1
801546	115	3
801556	109	5
801557	109	4
804005	127	27
804006	125	17
804023	95	16
804027	105	10
804028	105	6
845001	95	9
845003	137	14
845012	103	10
845013	113	32
845014	145	7
845015	145	8
845016	139	30
845017	103	10
845021	95	9
855001	109	1
855003	145	2
855004	145	1
855005	103	1
855006	135	A1
855009	103	1
856001	109	1
856003	145	2
856004	145	1
856005	103	1

Part No.	Page No.	Key No.
856006	135	A1
856009	103	1
857001	109	1
857003	145	2
857004	145	1
857005	103	1
857006	135	A1
857010	103	1
858005	103	1
858006	135	A1
858009	103	1
859013	33	46
859024	41	38
859030	19	2
859034	35	A1
859035	35	A9
861001	23	30
861003	45	3
861004	21	12
861016	35	1
861017	37	2
861018	29	26
861020	19	3
861023	35	1
861024	37	2
861025	43	A1
861027	21	A1
861028	21	1
861034	33	46
861035	29	14

Part No.	Page No.	Key No.
861043	23	30
861053	29	26
861058	23	30
867006	121	A1
867008	119	1
884001	33	46
888002	177	8
888003	35	A3
888009	87	A3
888027	99	A3
888028	99	A7
888029	99	A6
888030	99	A4
888031	99	A5
888035	13	
888048	105	A5
888053	123	A4
888075	81	A1
888076	133	A1
888077	141	A5
888079	121	A2
888080	123	A5
888082	77	A3
888083	65	A1
888084	65	A2
888085	65	A3
888086	65	A4
888087	175	A1
888093	77	A5
888094	77	A4

Part No.	Page No.	Key No.
888095	83	A3
888096	85	A3
888097	105	A3
888098	117	A2
888099	117	A1
888100	21	A3
888103	21	A4
888104	27	A4
888105	35	A4
888106	35	A4
888107	35	A5
888108	35	A5
888109	35	A6
888110	35	A7
888111	35	A8
888114	43	A3
888116	103	A1
888117	147	A1
888118	105	A4
888119	105	A6
888120	105	A2
888121	95	A3
888122	129	A2
888177	123	A8
888179	27	A5
888180	27	A6
888181	27	A7
888182	55	A3
888198	145	A1
888200	184	A1

**KEEP IT
REAL**

**USE ONLY GENUINE
ROYAL ENFIELD
SPARE PARTS**

**ROYAL
ENFIELD**

www.royalenfield.com

Royal Enfield (A Unit of Eicher Motors Limited)

Tiruvottiyur High Road, Tiruvottiyur, Chennai - 600 019. India.

Tel : +91-44-4223 0400, Fax : +91-44-4201 1719. Website : www.royalenfield.com

All Specification and features are subjected to change without prior notice. All rights reserved.
We encourage you to ride safely and always wear helmet.